

US00D663044S

(12) **United States Design Patent**
Tancredi et al.

(10) **Patent No.:** **US D663,044 S**
(45) **Date of Patent:** **** Jul. 3, 2012**

(54) **SUPPORT PANEL**

(76) Inventors: **John Tancredi**, Wyomissing, PA (US);
John Cotton, Wyomissing, PA (US)

(**) Term: **14 Years**

(21) Appl. No.: **29/386,675**

(22) Filed: **Mar. 3, 2011**

(51) **LOC (9) Cl.** **25-01**

(52) **U.S. Cl.** **D25/121; D8/384**

(58) **Field of Classification Search** D25/138,
D25/156, 152, 121; D8/384, 349, 354, 373;
52/443, 474, 777, 778, 579, 597, 603, 489.1,
52/762, 387, 385; 248/346.5

See application file for complete search history.

5,052,161 A 10/1991 Whitacre
D352,651 S * 11/1994 Anderson et al. D8/384
5,489,462 A 2/1996 Sieber
5,822,937 A 10/1998 Mahony et al.
5,860,259 A 1/1999 Laska
6,098,363 A * 8/2000 Yaguchi 52/385
6,256,955 B1 7/2001 Lolley et al.
6,691,472 B2 2/2004 Hubert
D495,067 S * 8/2004 Winig et al. D25/155
6,802,165 B1 10/2004 Passeno
6,990,778 B2 * 1/2006 Passeno 52/385

(Continued)

Primary Examiner — Doris Clark

(74) *Attorney, Agent, or Firm* — King & Partners, PLC

(57) **CLAIM**

The ornamental design for a support panel, as shown and described.

(56) **References Cited**

U.S. PATENT DOCUMENTS

777,656	A	12/1904	Banning	
1,068,542	A	7/1913	Stewart	
1,088,645	A	2/1914	Wilson	
1,203,757	A	11/1916	Linkletter	
1,277,622	A	9/1918	Madison	
1,430,080	A	9/1922	Hicks	
1,470,835	A	10/1923	Hathaway	
1,485,370	A	3/1924	Cumfer	
1,581,329	A	4/1926	Wilhelm	
1,976,947	A	10/1934	Krauss	
2,089,893	A	8/1937	Greulich	
3,019,560	A	2/1962	Hansen	
3,220,151	A *	11/1965	Goldman	428/156
RE26,141	E	1/1967	Hickman	
3,310,921	A	3/1967	Perez	
3,374,589	A	3/1968	Neal, Jr.	
3,533,206	A *	10/1970	Passeno, Jr.	52/387
3,621,625	A	11/1971	Medow	
4,011,702	A	3/1977	Matyas	
4,662,140	A	5/1987	Porter et al.	
4,803,821	A	2/1989	Funaki	

DESCRIPTION

This application claims priority to U.S. application Ser. No. 12/729,966, filed Mar. 23, 2010, which are hereby incorporated herein by reference in their entirety—including all references cited therein.

FIG. 1 is a front perspective view of a support panel showing, in particular, the ornamental design thereof;

FIG. 2 is a top plan view of the support panel of FIG. 1;

FIG. 3 is a bottom plan view of the support panel of FIG. 1;

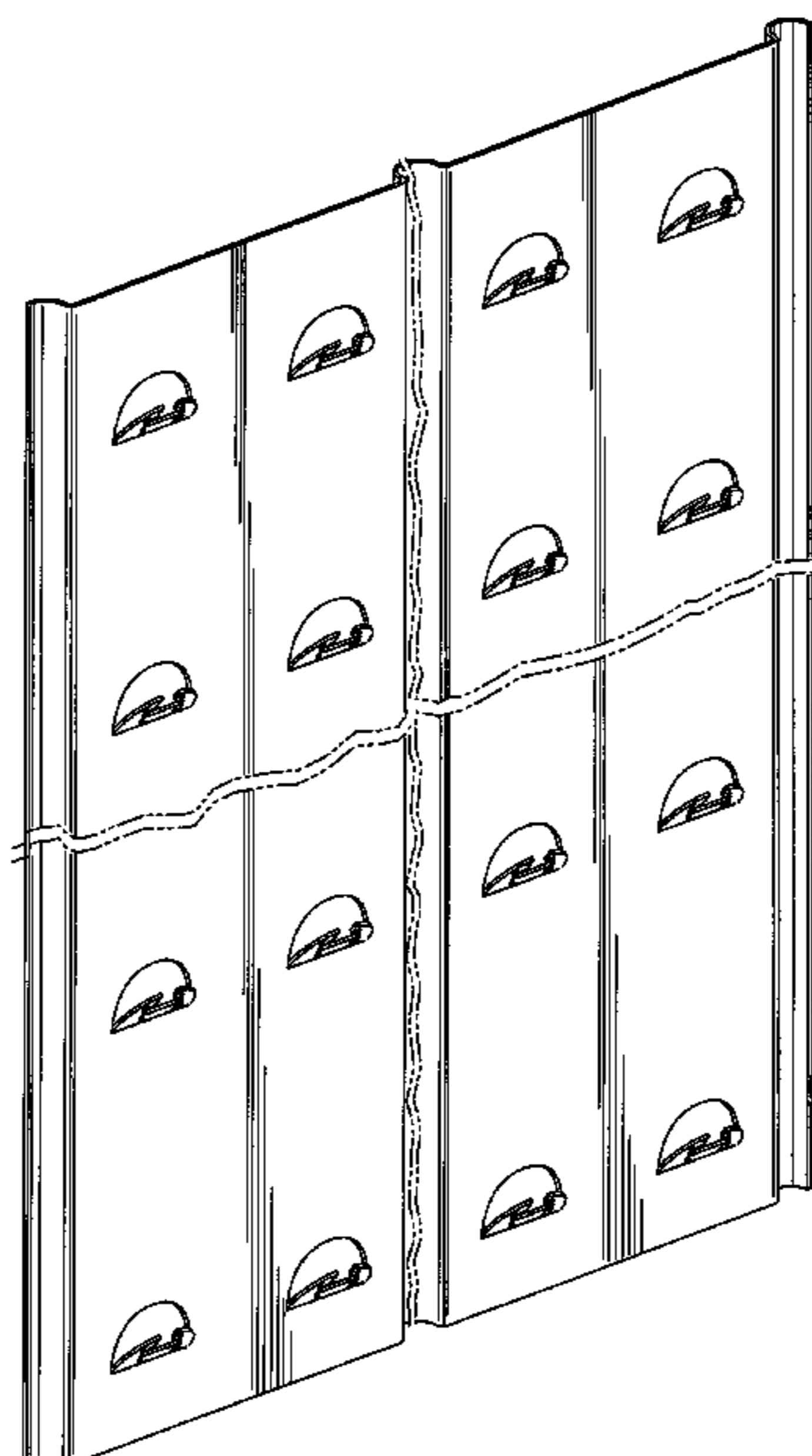
FIG. 4 is a left side elevation view of the support panel of FIG. 1;

FIG. 5 is a right side elevation view of the support panel of FIG. 1;

FIG. 6 is a front end view of the support panel of FIG. 1; and, FIG. 7 is a rear end view of the support panel of FIG. 1.

The broken lines in the drawings represent the boundaries of the claimed design. The broken lines form no part of the claimed design.

1 Claim, 5 Drawing Sheets



US D663,044 S

Page 2

U.S. PATENT DOCUMENTS												
D562,468	S	*	2/2008	Coulson	D25/121	2003/0208978	A1*	11/2003	Chen	52/483.1
7,617,646	B2		11/2009	Losse			2004/0226238	A1	11/2004	Haapiainen		
7,997,039	B2		8/2011	Wolf et al.			2009/0193738	A1	8/2009	Kortuem et al.		
8,042,309	B2		10/2011	Wolf et al.			2010/0170179	A1	7/2010	Stone		
2002/0139068	A1		10/2002	Janesky								

* cited by examiner

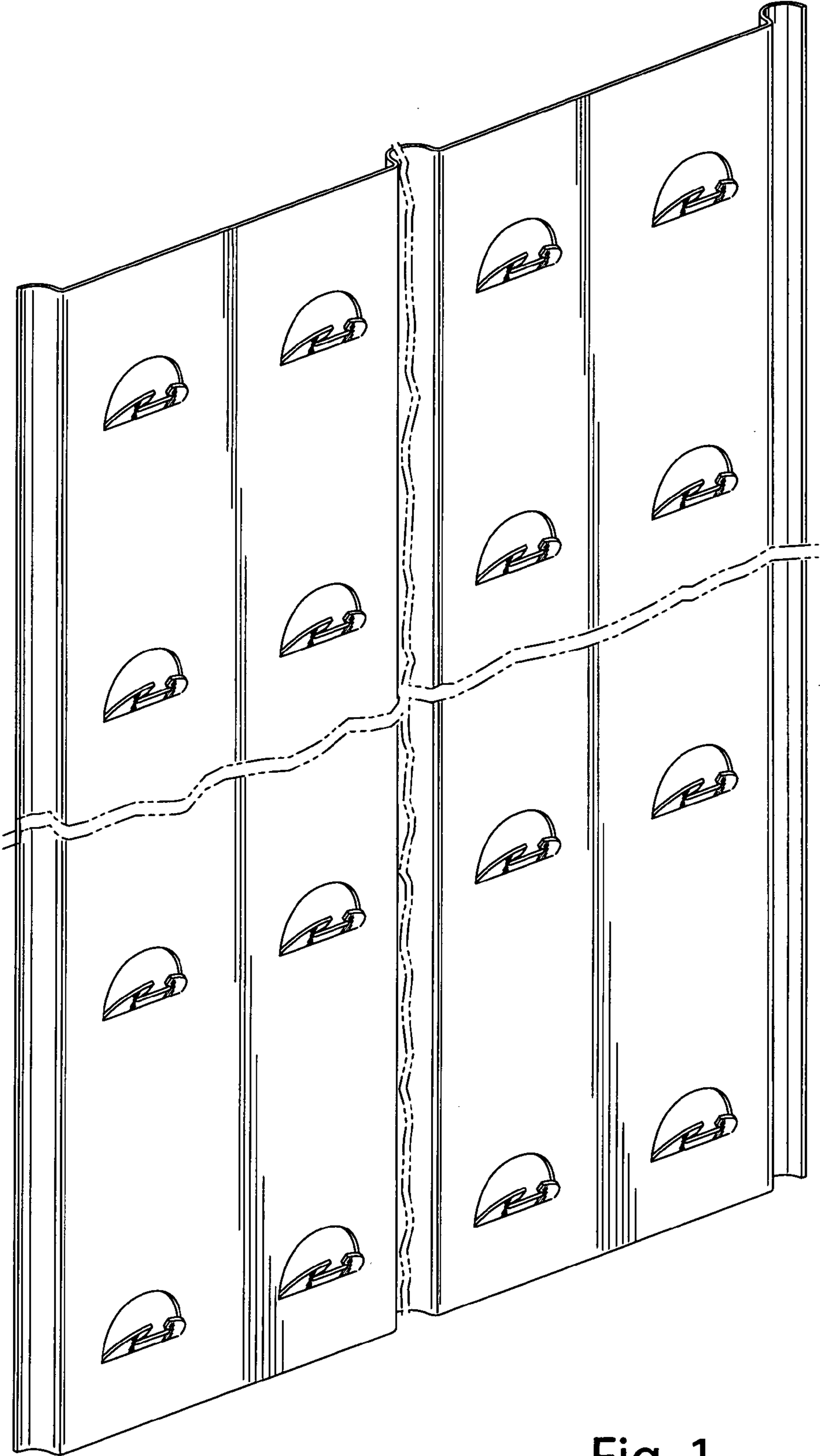


Fig. 1

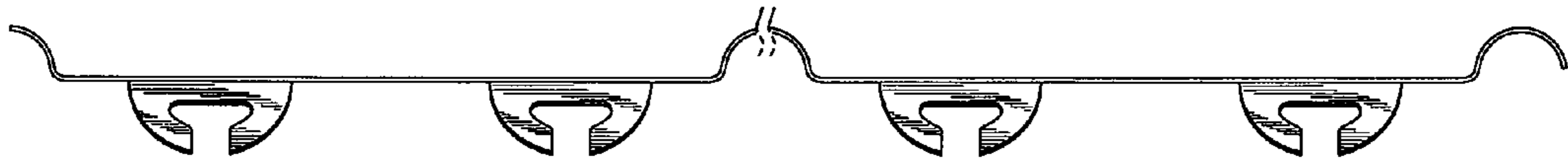


Fig. 2

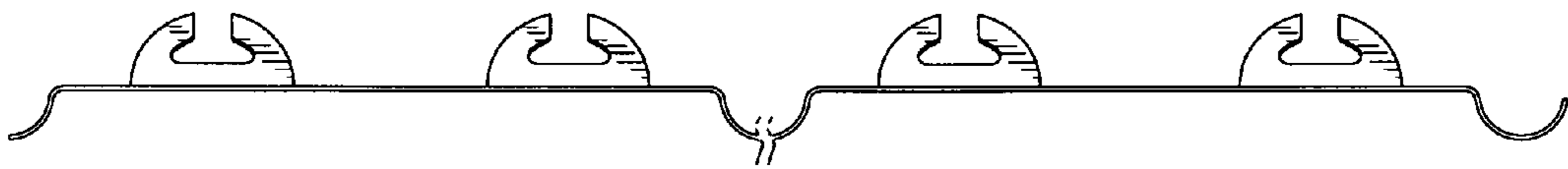


Fig. 3

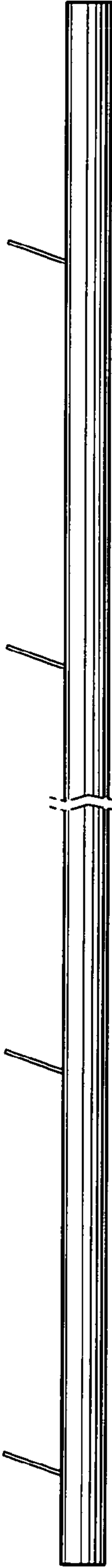


Fig. 4



Fig. 5




Fig. 6

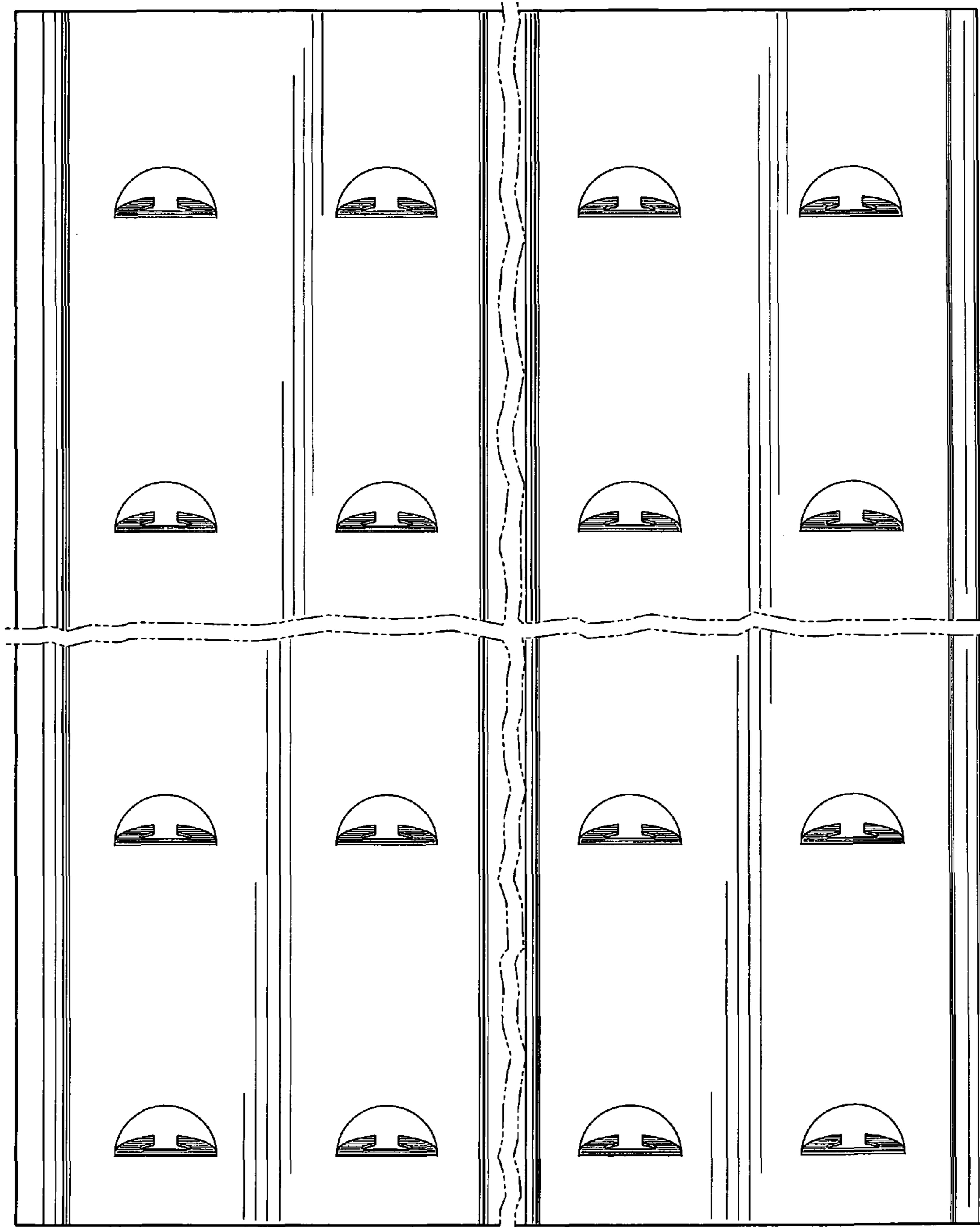


Fig. 7