



US00D663033S

(12) **United States Design Patent**  
**Wang**

(10) **Patent No.:** **US D663,033 S**

(45) **Date of Patent:** **\*\* Jul. 3, 2012**

(54) **BLOOD PRESSURE MONITOR**

(75) Inventor: **Bin Wang**, Guangdong Province (CN)

(73) Assignee: **Transtek Electronics Co., Ltd.**,  
Guangdong Province (CN)

(\*\*) Term: **14 Years**

(21) Appl. No.: **29/353,557**

(22) Filed: **Jan. 11, 2010**

(30) **Foreign Application Priority Data**

Sep. 22, 2009 (CN) ..... 2009 3 0247311

(51) **LOC (9) Cl.** ..... **24-02**

(52) **U.S. Cl.** ..... **D24/165**

(58) **Field of Classification Search** ..... D24/164-169,  
D24/107, 186; D10/46, 98; 600/301, 481-483,  
600/485, 490, 493-495, 500, 503, 509; 128/900  
See application file for complete search history.

(56) **References Cited**

**U.S. PATENT DOCUMENTS**

D293,467 S *	12/1987	Elkerbout	.....	D24/186
D298,774 S *	11/1988	Yubisui et al.	.....	D24/165
D372,977 S *	8/1996	Bishay	.....	D24/167
D390,661 S *	2/1998	Foggia	.....	D24/169
D390,666 S *	2/1998	Lagerlof	.....	D24/186
D420,446 S *	2/2000	Kehr et al.	.....	D24/186
D475,788 S *	6/2003	Inagaki et al.	.....	D24/165

D548,839 S *	8/2007	Kobayakawa et al.	.....	D24/165
D555,790 S *	11/2007	McCulloch	.....	D24/165
D571,013 S *	6/2008	Kitamura et al.	.....	D24/165
D583,060 S *	12/2008	Kitamura et al.	.....	D24/165

**OTHER PUBLICATIONS**

U.S. Appl. No. 29/353,552, filed Jan. 11, 2010, entitled "Blood Pressure Monitor."

\* cited by examiner

*Primary Examiner* — Anhdao Doan

(74) *Attorney, Agent, or Firm* — Fitch, Even, Tabin & Flannery, LLP

(57) **CLAIM**

I claim the ornamental design for a blood pressure monitor, as shown and described.

**DESCRIPTION**

FIG. 1 is a front elevational view of a blood pressure monitor showing my new design;

FIG. 2 is a rear elevational view thereof;

FIG. 3 is a left side elevational view thereof;

FIG. 4 is a right side elevational view thereof;

FIG. 5 is a top plan view thereof;

FIG. 6 is a bottom plan view thereof; and,

FIG. 7 is a perspective view thereof.

The broken lines in the drawing views are included for the purpose of illustrating portions of the blood pressure monitor that form no part of the claimed design.

**1 Claim, 6 Drawing Sheets**

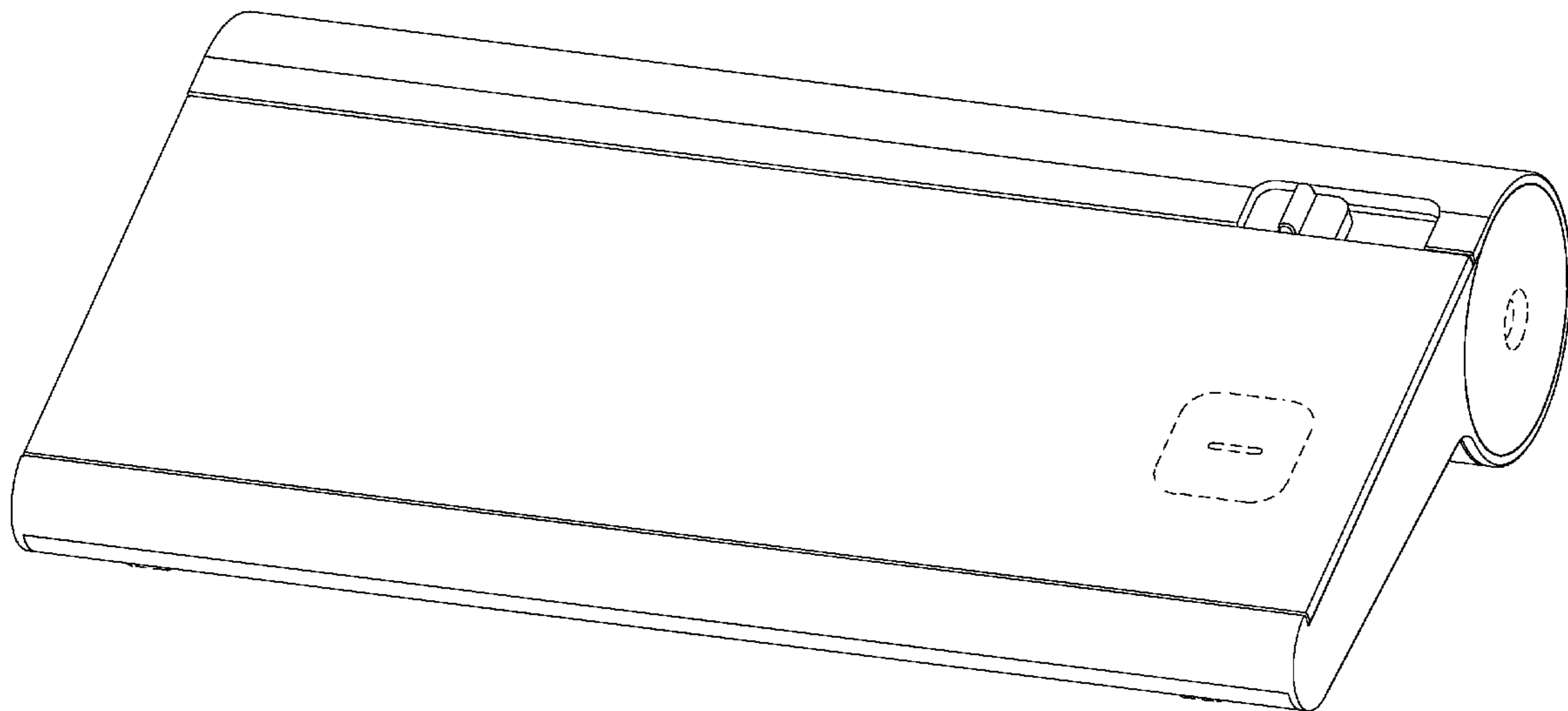


FIG. 1




FIG. 2

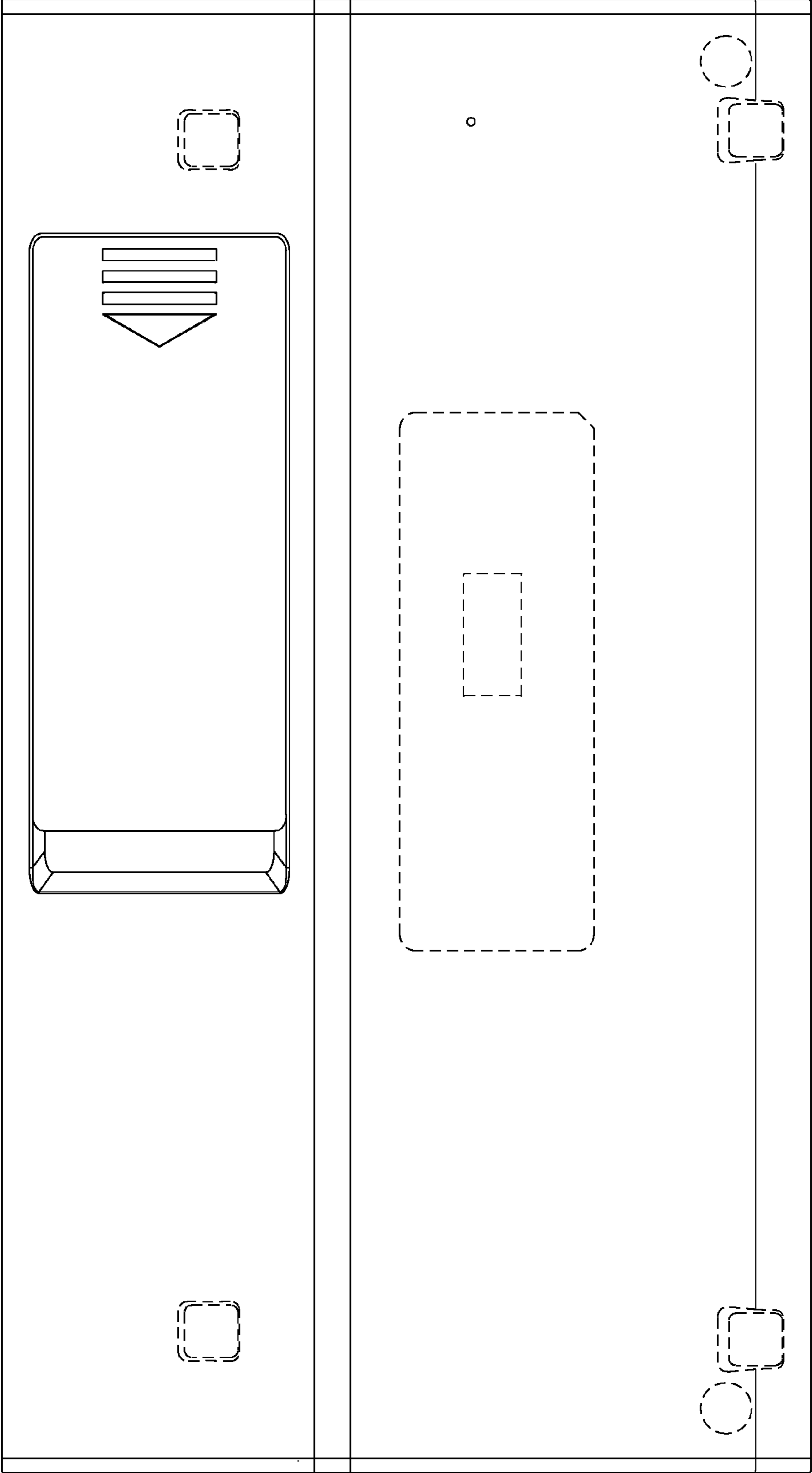


FIG. 4

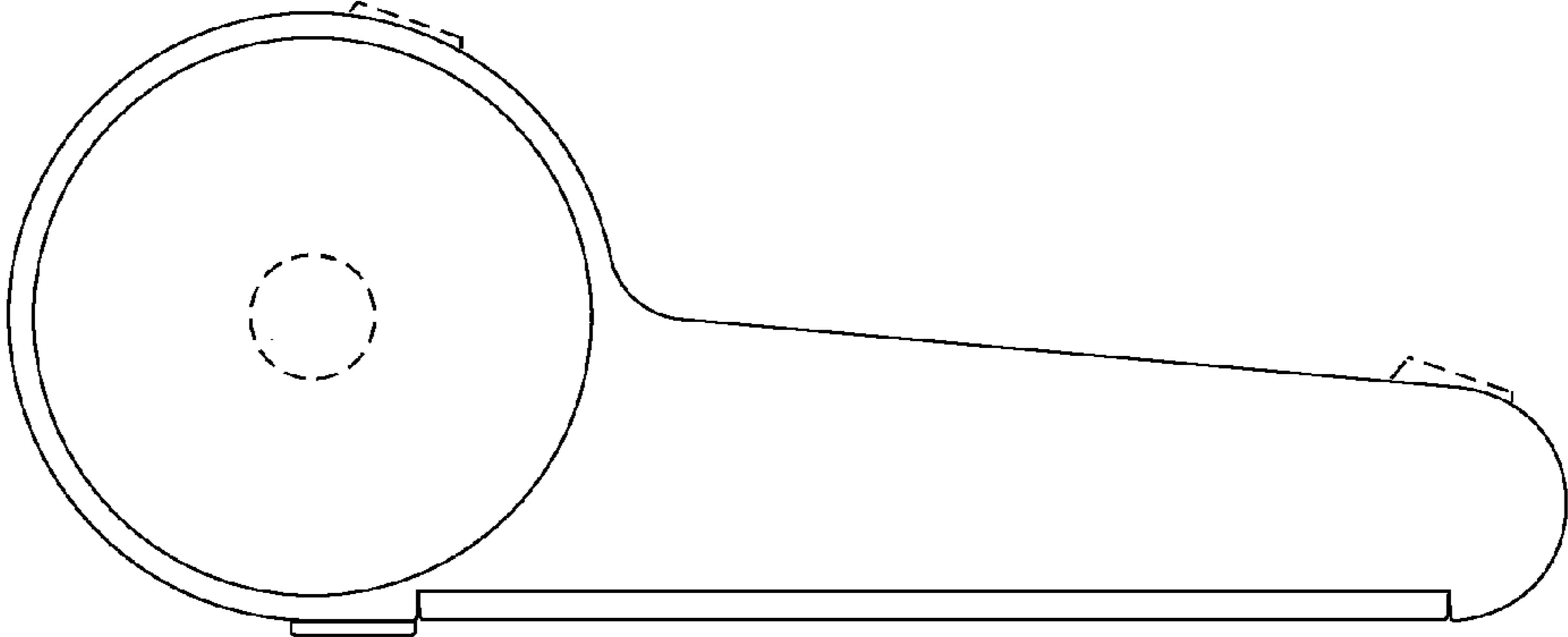


FIG. 3

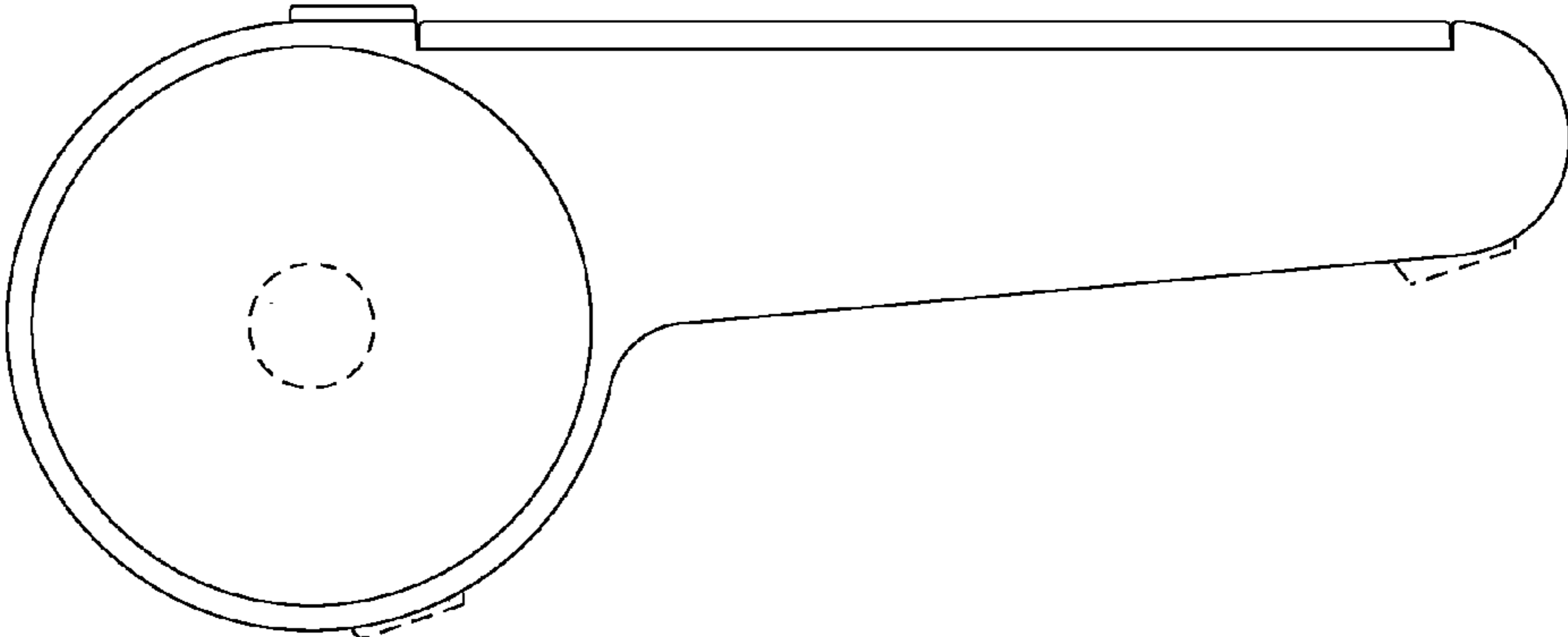


FIG. 5

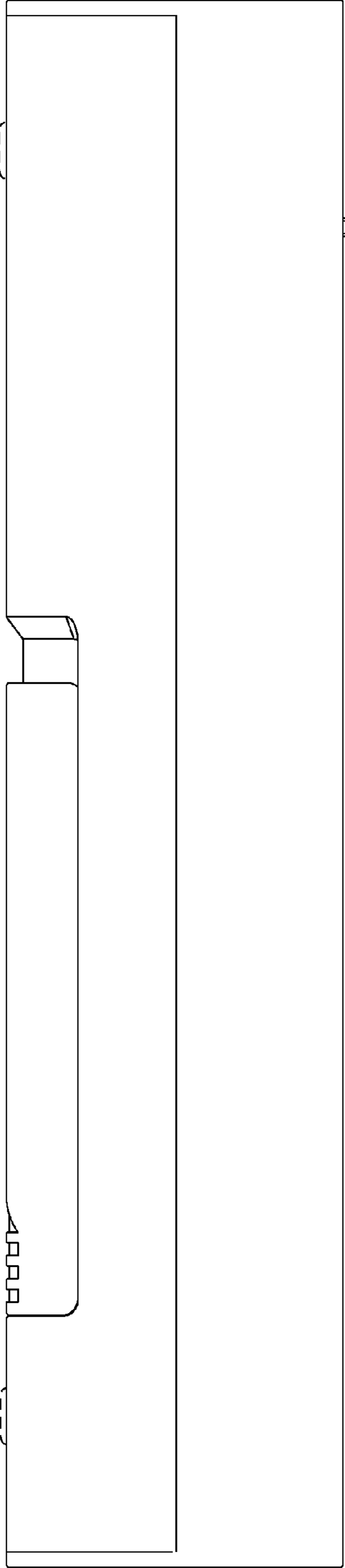


FIG. 6

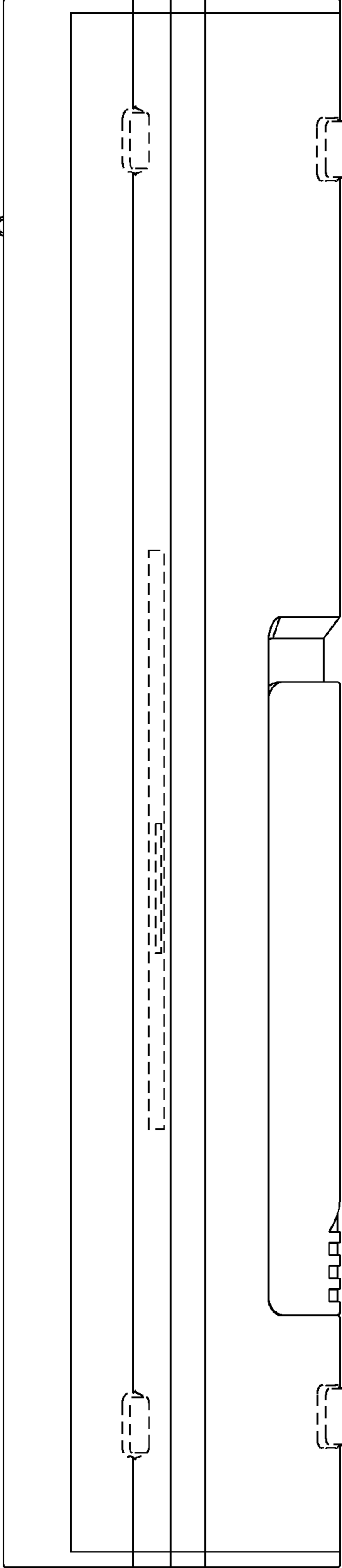


FIG. 7

