



US00D663020S

(12) **United States Design Patent**
Purnell

(10) **Patent No.:** **US D663,020 S**
(45) **Date of Patent:** **** Jul. 3, 2012**

(54) **MOUNTING COMPONENT FOR A TEMPERATURE CONTROL SYSTEM**

(76) Inventor: **Thomas L Purnell**, Genoa City, WI (US)

(**) Term: **14 Years**

(21) Appl. No.: **29/408,239**

(22) Filed: **Dec. 8, 2011**

Related U.S. Application Data

(63) Continuation-in-part of application No. 13/281,164, filed on Oct. 25, 2011.

(51) **LOC (9) Cl.** **23-04**

(52) **U.S. Cl.** **D23/386**

(58) **Field of Classification Search** D23/385-395, D23/397, 370-373, 365, 351, 354, 399-403, D23/421, 499, 411; 454/309, 275-277, 284, 454/287-291, 358-363; 52/302.1, 32.07; D8/354, 366, 381; D25/141; 236/49.1-49.5; D9/424, 425; D12/401

See application file for complete search history.

(56) **References Cited**

U.S. PATENT DOCUMENTS

D274,803 S * 7/1984 Hughes D12/126
D276,459 S * 11/1984 Perdue D23/386
D319,610 S * 9/1991 Janke D12/401

D368,307 S * 3/1996 Miller D23/354
D408,716 S * 4/1999 Vesledahl D8/354
D434,639 S * 12/2000 Willett D8/354
6,206,943 B1 * 3/2001 Friesen et al. 55/320
7,174,690 B2 * 2/2007 Zadeh 52/715
D575,220 S * 8/2008 Pockalny D12/223
D617,442 S * 6/2010 Grages D23/393
D619,877 S * 7/2010 Siebuhr D8/354
D644,503 S * 9/2011 Crane et al. D8/382
D653,528 S * 2/2012 Choi et al. D8/381

* cited by examiner

Primary Examiner — David Muller

(74) *Attorney, Agent, or Firm* — Valauskas Corder LLC

(57) **CLAIM**

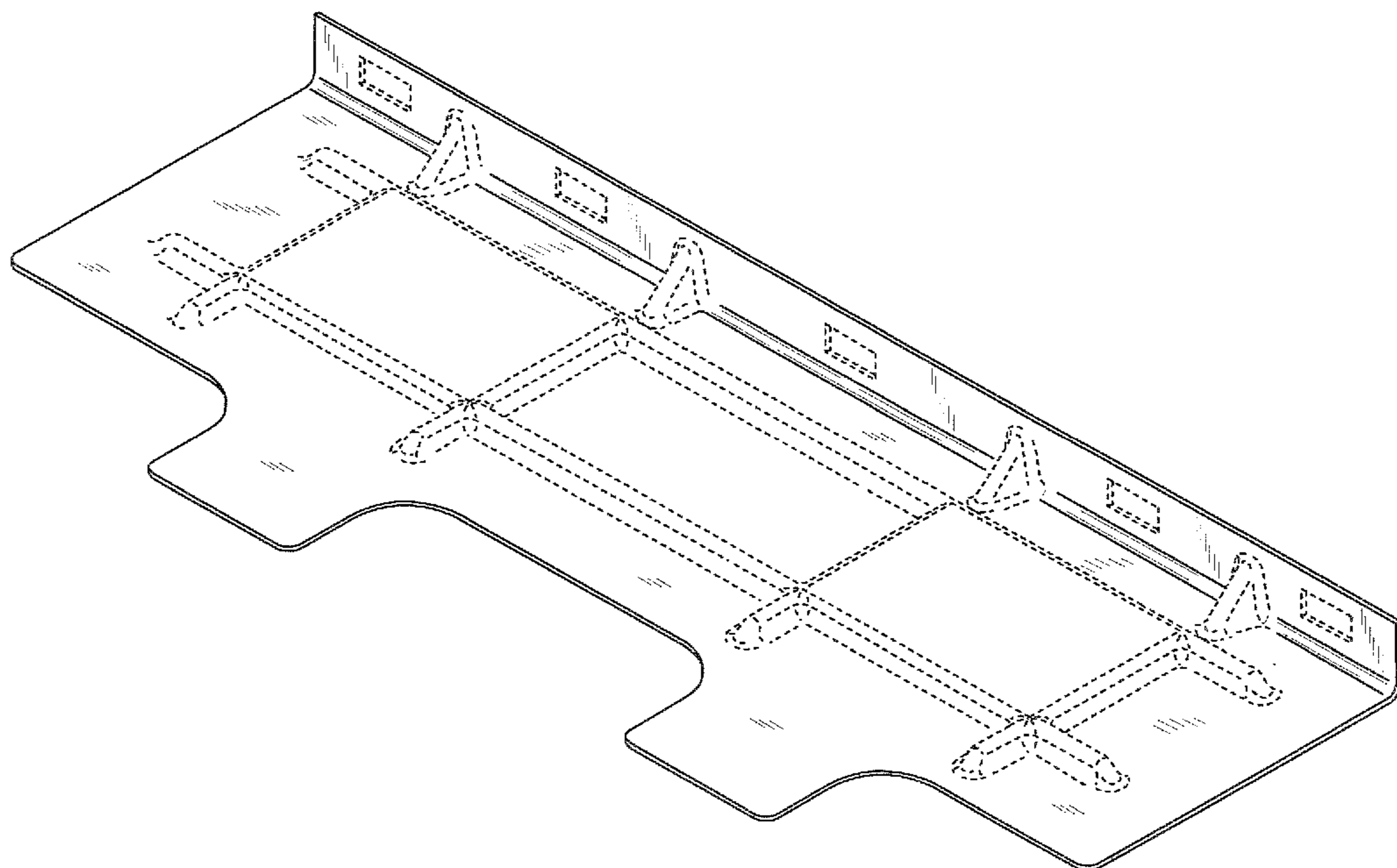
The ornamental design for a mounting component for a temperature control system, as shown and described.

DESCRIPTION

FIG. 1 is a bottom perspective view of a shroud component according to the present invention; FIG. 2 is a top perspective view thereof; FIG. 3 is a front elevation view thereof; FIG. 4 is a rear elevation view thereof; FIG. 5 is a right side elevation view thereof; FIG. 6 is a left side elevation view thereof; FIG. 7 is a bottom plan view thereof; and, FIG. 8 is a top plan view thereof.

The features shown in broken lines depict environmental structure only and form no part of the claimed design.

1 Claim, 5 Drawing Sheets



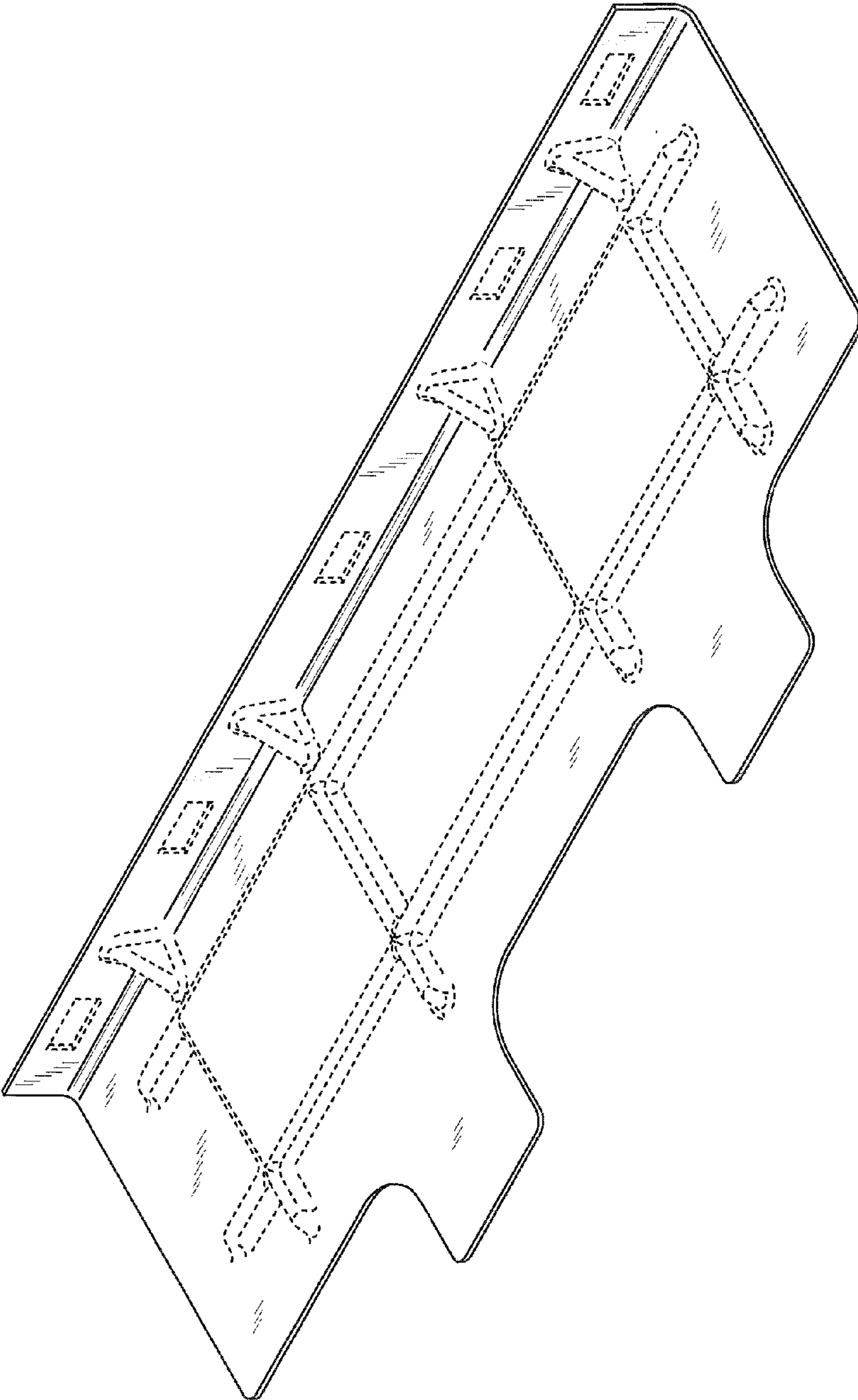


FIG. 1

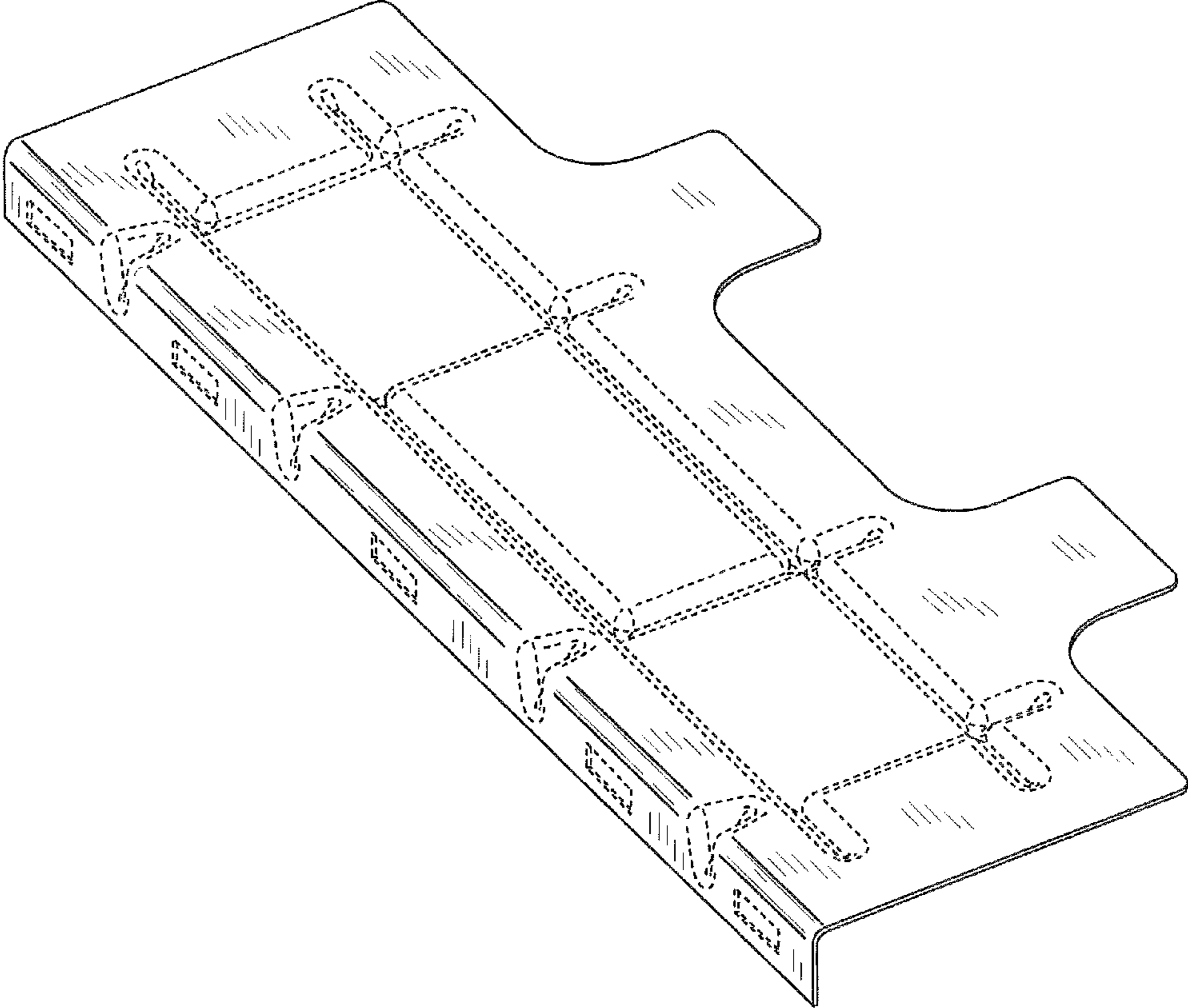


FIG. 2

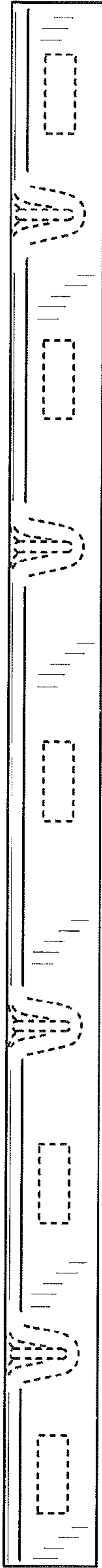


FIG. 3

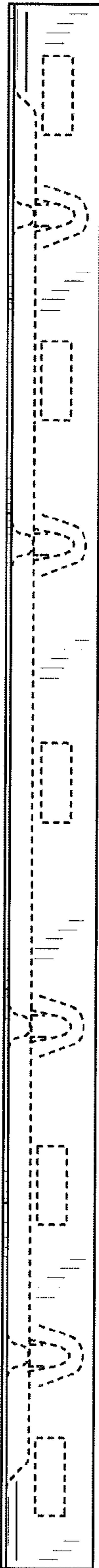


FIG. 4



FIG. 5

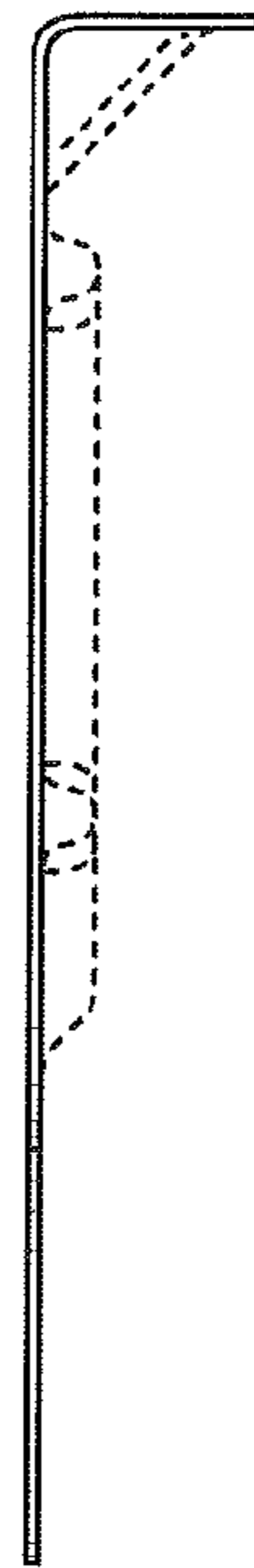


FIG. 6

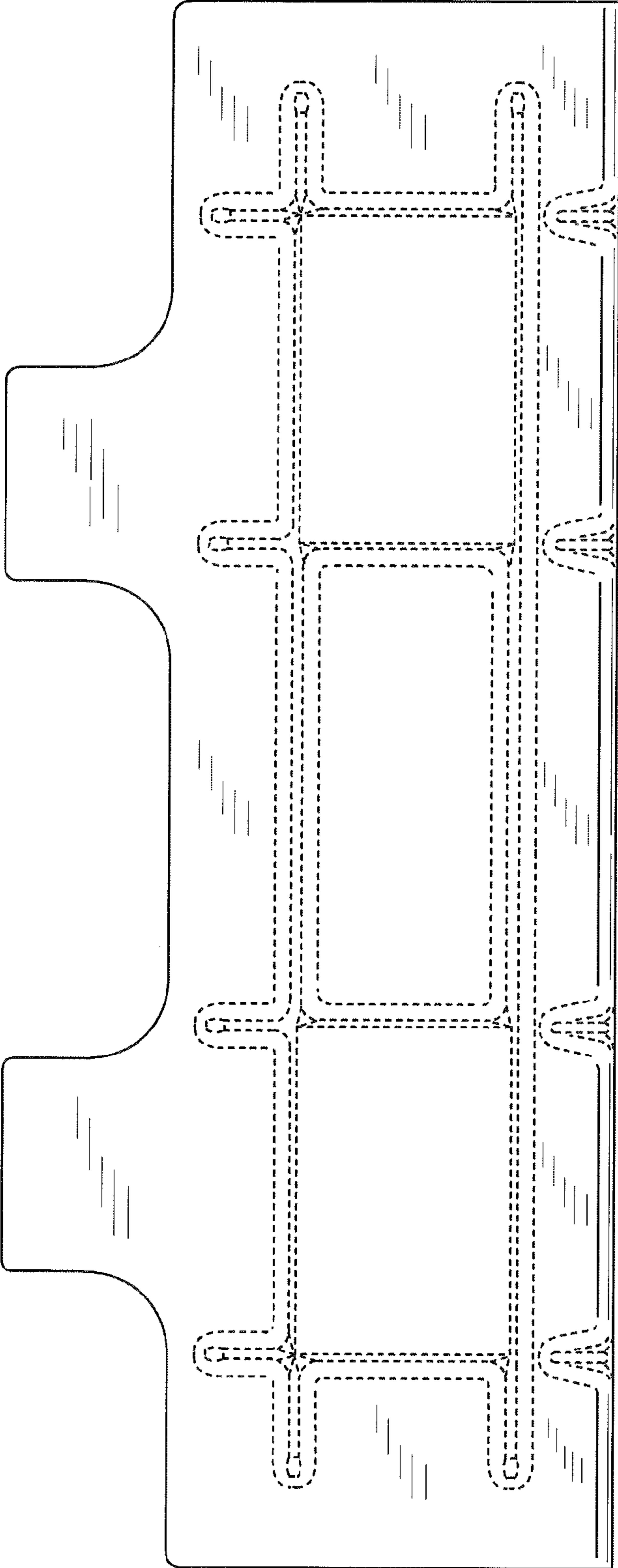


FIG. 7

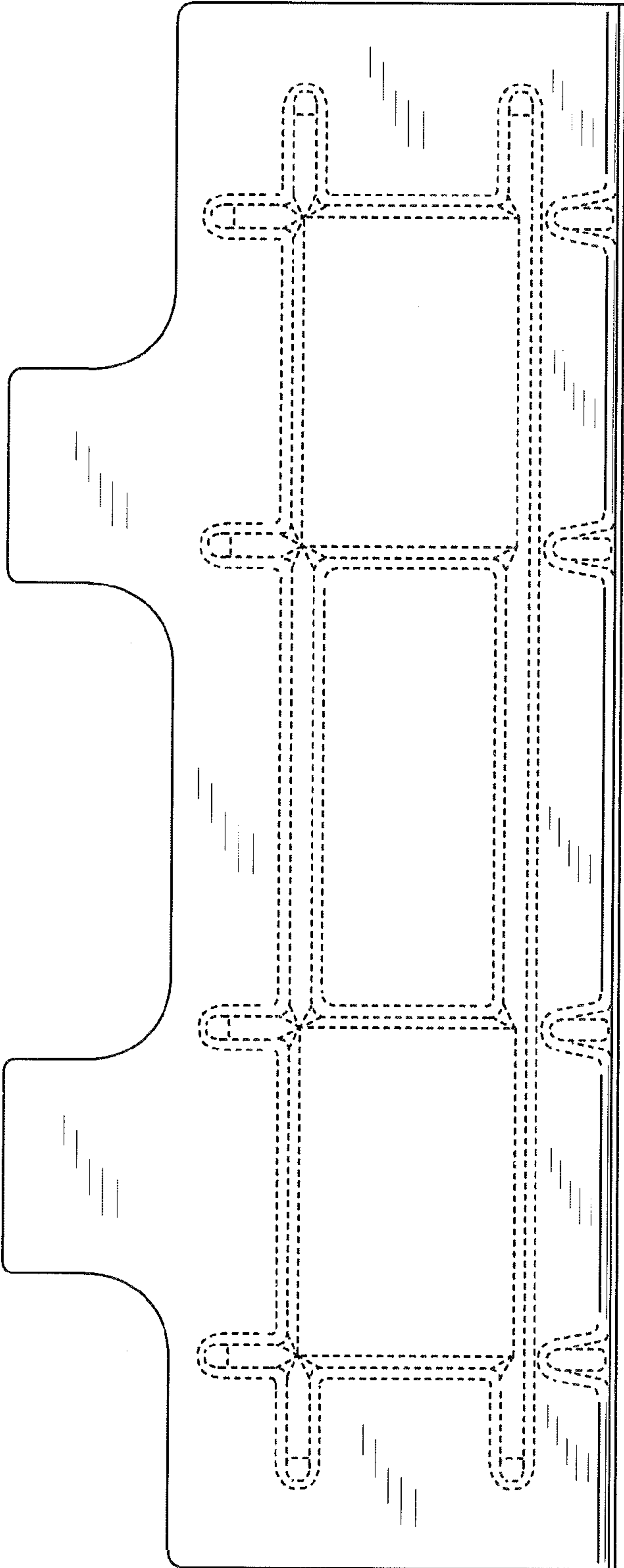


FIG. 8