



US00D663001S

(12) **United States Design Patent**
Newell

(10) **Patent No.:** **US D663,001 S**

(45) **Date of Patent:** **** *Jul. 3, 2012**

(54) **DOMED PRACTICE GOLF PLATFORM**

(76) Inventor: **Brian A. Newell**, San Diego, CA (US)

(*) Notice: This patent is subject to a terminal disclaimer.

(**) Term: **14 Years**

(21) Appl. No.: **29/389,396**

(22) Filed: **Apr. 11, 2011**

Related U.S. Application Data

(63) Continuation-in-part of application No. 29/348,740, filed on Feb. 2, 2010, now Pat. No. Des. 639,371.

(51) **LOC (9) Cl.** **21-02**

(52) **U.S. Cl.** **D21/791**

(58) **Field of Classification Search** D21/780,
D21/789, 791; 473/270–279, 218
See application file for complete search history.

(56) **References Cited**

U.S. PATENT DOCUMENTS

3,122,846	A *	3/1964	Trent	434/252
5,470,074	A *	11/1995	Hotchkiss et al.	473/279
5,518,245	A *	5/1996	Nelson	473/279
5,558,334	A *	9/1996	Roche	473/279
5,683,306	A *	11/1997	Tait et al.	473/279
6,514,152	B1 *	2/2003	Huang et al.	473/279
6,623,373	B2 *	9/2003	Carlton et al.	473/278
D491,246	S *	6/2004	Walsh et al.	D21/791
D557,366	S *	12/2007	Witt et al.	D21/791
D582,498	S *	12/2008	Austin	D21/791
D607,076	S *	12/2009	Hadley	D21/791
D614,253	S *	4/2010	Hadley	D21/791
D639,371	S *	6/2011	Newell	D21/789
2002/0032072	A1 *	3/2002	Sladek	473/270
2002/0128084	A1 *	9/2002	Lee et al.	473/279

2004/0082399	A1 *	4/2004	Shioda	473/270
2004/0142759	A1 *	7/2004	Gianfagna et al.	473/278
2005/0090325	A1 *	4/2005	Jong	473/279

* cited by examiner

Primary Examiner — Mitchell Siegel

(74) *Attorney, Agent, or Firm* — Kent M Walker

(57) **CLAIM**

The ornamental design for a domed practice golf platform, as shown and described.

DESCRIPTION

FIG. 1 is a an upper perspective view of my domed practice golf platform, showing my new design;

FIG. 2 is a front plan view of the embodiment shown in FIG. 1; the back plan view is the same;

FIG. 3 is a left side elevation view of the embodiment shown in FIG. 1; the right side elevation view is the same;

FIG. 4 is a top plan view of the embodiment shown in FIG. 1; FIG. 5 is a bottom plan view of the embodiment shown in FIG. 1;

FIG. 6 is a an upper perspective view of my domed practice golf platform, showing my new design in an alternative embodiment from that shown in FIGS. 1 to 5 in that the design is shown with alternative round perimeter shape shading and side band having the same thickness as that in FIGS. 1 to 5;

FIG. 7 is a front plan view of the embodiment shown in FIG. 6; the back plan view is the same;


FIG. 8 is a left side elevation view of the embodiment shown in FIG. 6; the right side elevation view is the same;

FIG. 9 is a top plan view of the embodiment shown in FIG. 6; and,

FIG. 10 is a bottom plan view of the embodiment shown in FIG. 6.

Any broken line illustration of environmental structure in the drawings is not part of the design sought to be patented.

1 Claim, 8 Drawing Sheets






Fig. 1




Fig. 2




Fig. 3

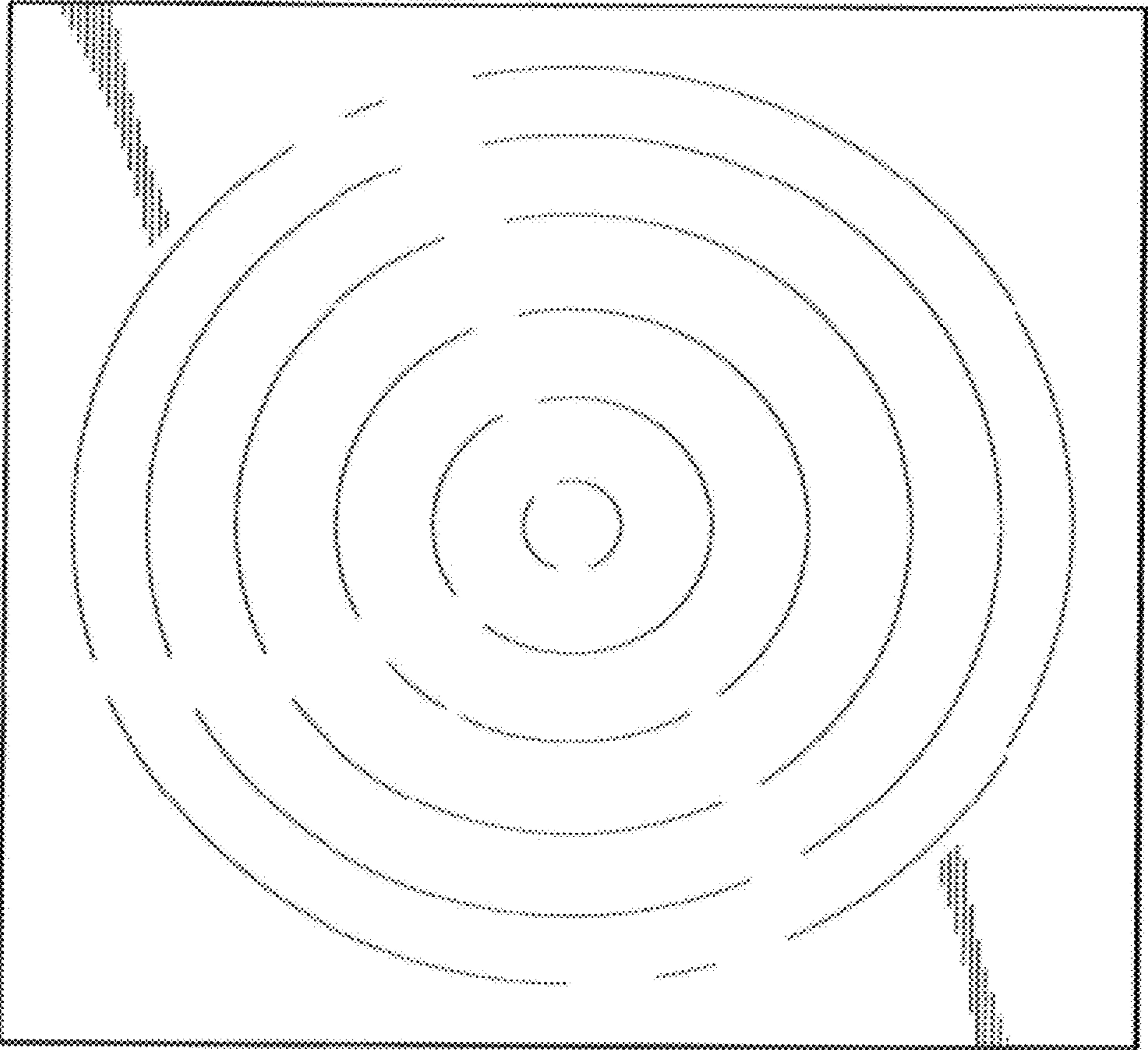


Fig. 4

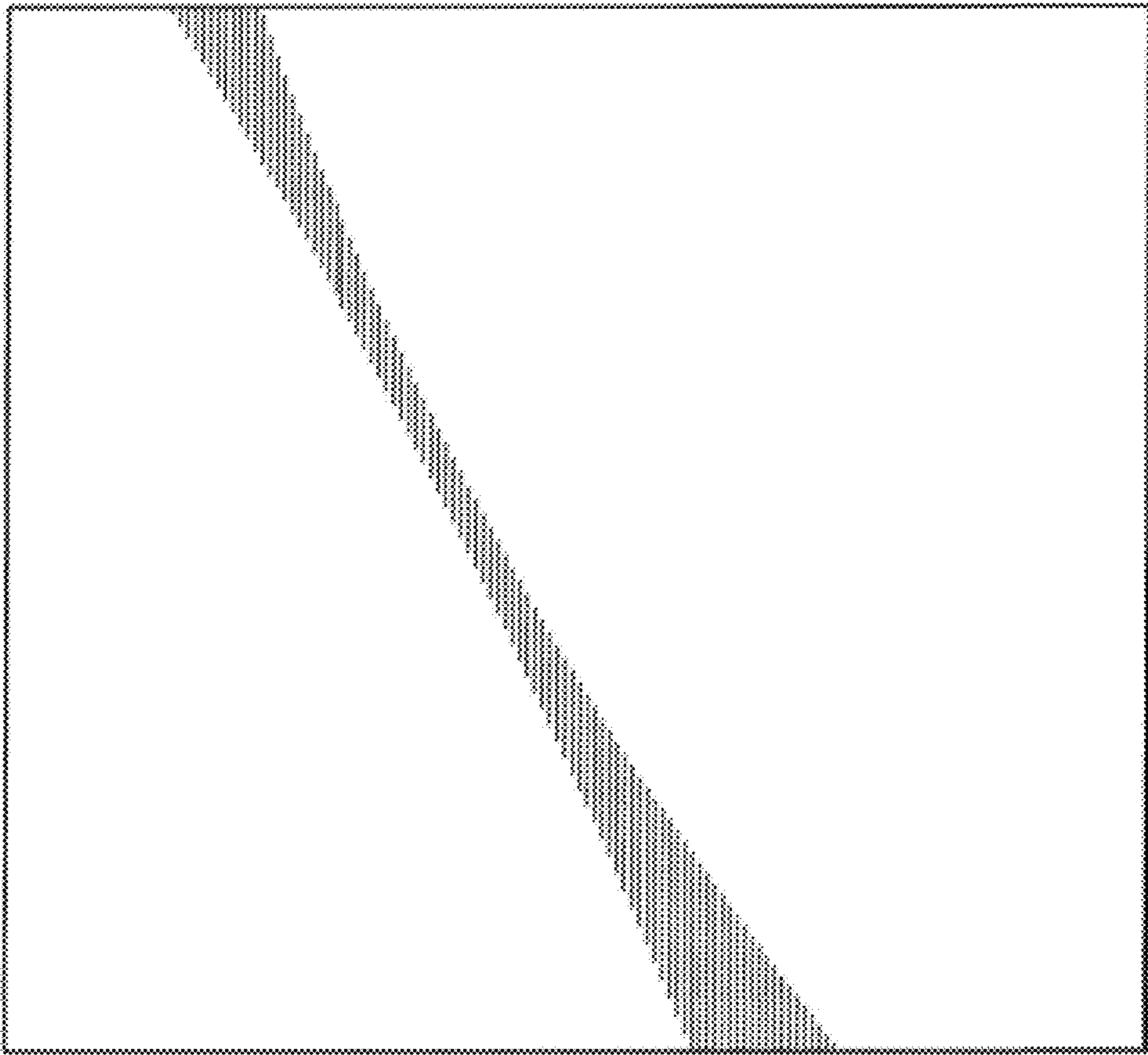


Fig. 5

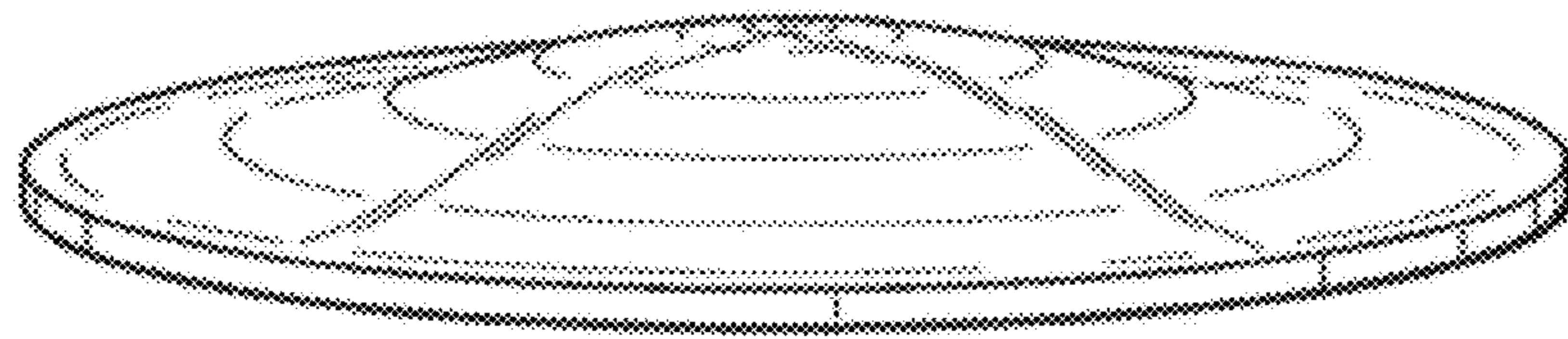


Fig. 6



Fig. 7



Fig. 8

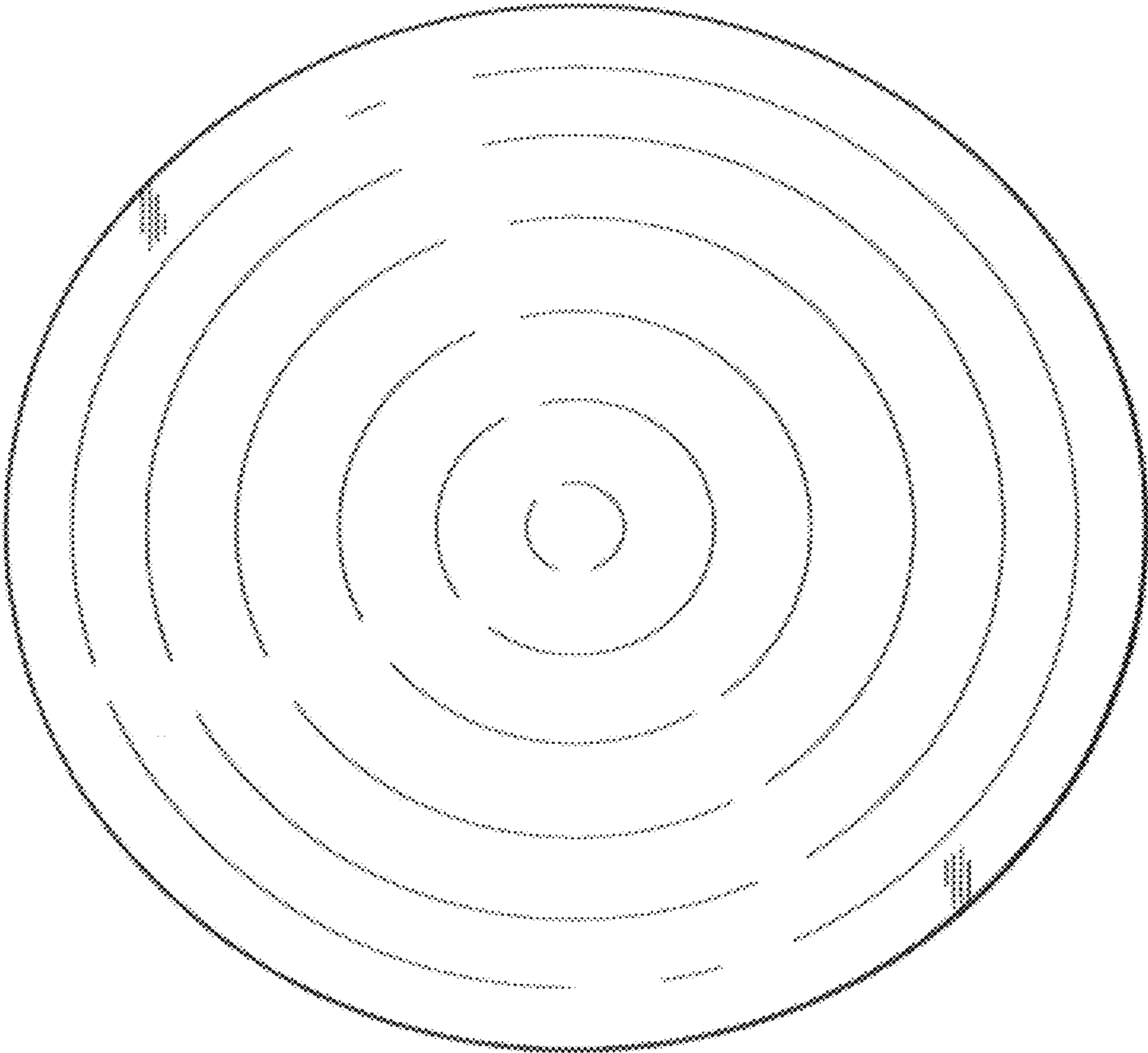


Fig. 9

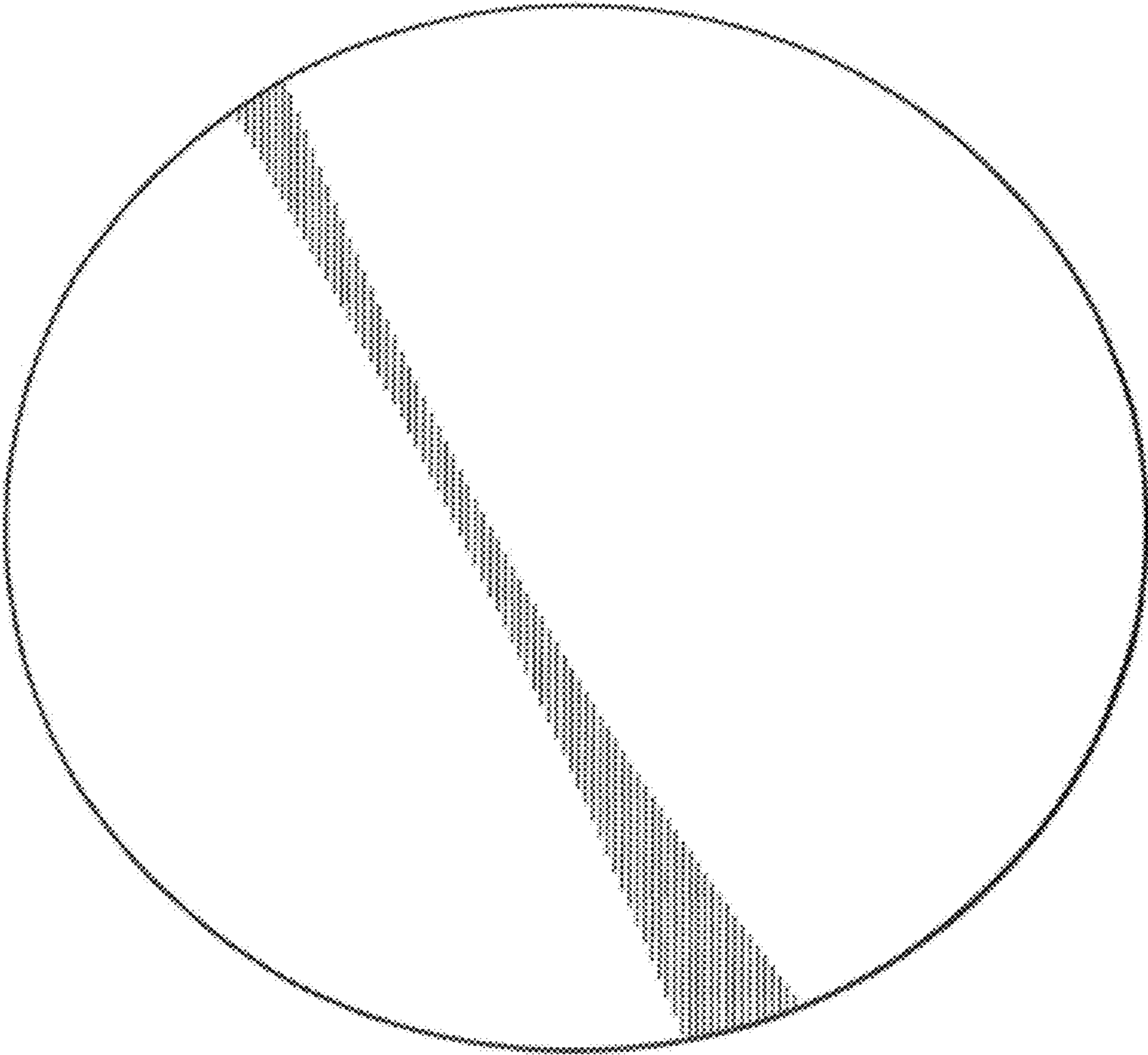


Fig. 10