



US00D662979S

(12) **United States Design Patent**
Xie

(10) **Patent No.:** **US D662,979 S**
(45) **Date of Patent:** **** Jul. 3, 2012**

(54) **PEN**
(75) Inventor: **Jianzhe Xie**, Ningbo (CN)
(73) Assignee: **Beifa Group Co., Ltd.**, Ningbo (CN)
(**) Term: **14 Years**
(21) Appl. No.: **29/389,624**
(22) Filed: **Apr. 14, 2011**

D504,152 S 4/2005 Collin
D504,154 S 4/2005 Collin
D568,932 S 5/2008 Qiu
7,448,767 B2* 11/2008 Zhang 362/118
D585,489 S * 1/2009 Han et al. D19/36
D589,555 S * 3/2009 Li D19/36
D590,876 S * 4/2009 Shi D19/36
D602,525 S * 10/2009 O'Hern et al. D19/36
D605,694 S * 12/2009 Zhang D19/36
D612,273 S * 3/2010 Eras et al. D10/71
7,824,124 B2* 11/2010 Francavilla et al. 401/278

(Continued)

(30) **Foreign Application Priority Data**

Oct. 14, 2010 (CN) 2010 3 0569246

(51) **LOC (9) Cl.** **19-06**
(52) **U.S. Cl.** **D19/43**
(58) **Field of Classification Search** D19/35,
D19/36, 41-51, 54-58; 24/11 R, 11 F, 11 P;
401/52, 99, 100-109, 192, 195, 196; D14/411
See application file for complete search history.

(56) **References Cited**

U.S. PATENT DOCUMENTS

1,607,097 A * 11/1926 Murphy 33/485
1,806,849 A * 5/1931 Gelardi 33/485
3,077,184 A * 2/1963 Vogel 401/34
D258,911 S * 4/1981 Sandel D10/62
D260,531 S * 9/1981 Della Beffa D19/47
4,602,397 A * 7/1986 Chao 7/163
D369,384 S * 4/1996 Yasoshima D19/36
D371,747 S * 7/1996 Strader D10/78
D375,759 S * 11/1996 Piscatelli D19/36
D378,764 S * 4/1997 Araki et al. D19/54
D397,147 S * 8/1998 Mackenzie D19/36
D397,148 S * 8/1998 Luntz D19/36
5,996,185 A * 12/1999 Luntz 24/11 F
D465,521 S 11/2002 Qiu
6,572,299 B1* 6/2003 Brennan 401/195
D495,742 S 9/2004 Collin

OTHER PUBLICATIONS

Xie, J., "Pen," U.S. Appl. No. 29/389,621, filed Apr. 14, 2011.

(Continued)

Primary Examiner — Elizabeth Albert

(74) *Attorney, Agent, or Firm* — Christensen O'Connor Johnson Kindness PLLC

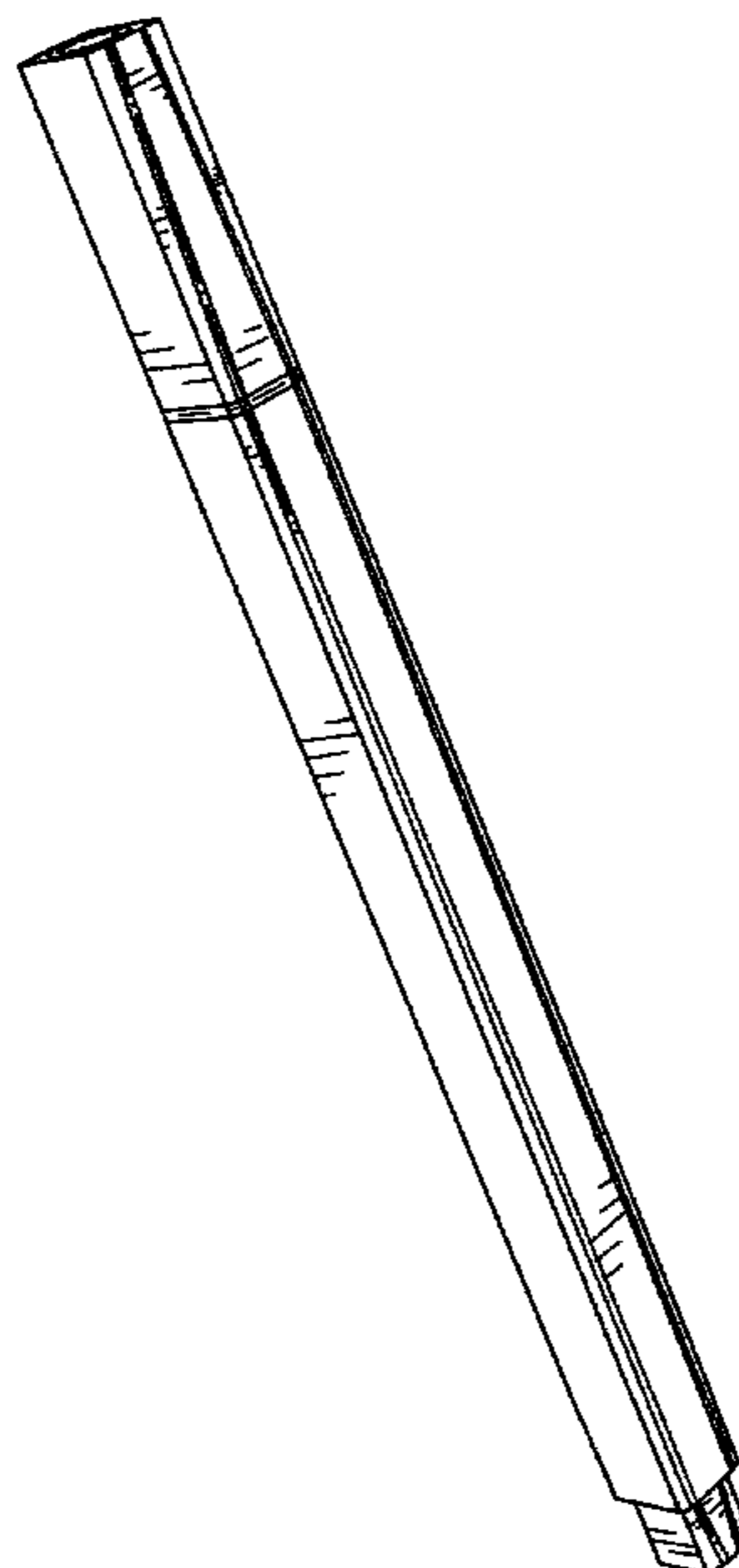
(57) **CLAIM**

The ornamental design for a pen, as shown and described.

DESCRIPTION

FIG. 1 is an upper front left perspective view of a pen showing my new design;
FIG. 2 is a right side elevation view thereof, with the left side elevation view being a mirror image of the right side elevation view;
FIG. 3 is a rear elevation view thereof, with the front elevation view being a mirror image of the rear elevation view;
FIG. 4 is an enlarged top plan view thereof; and,
FIG. 5 is an enlarged bottom plan view thereof.
The broken lines shown in FIGS. 1 and 4 illustrate environmental subject matter and form no part of the claimed design.

1 Claim, 3 Drawing Sheets



US D662,979 S

Page 2

U.S. PATENT DOCUMENTS

D628,636	S	12/2010	Wang	
D639,337	S *	6/2011	Hung D19/36
D639,338	S *	6/2011	Hung D19/41
D645,509	S *	9/2011	Hung D19/41
D648,384	S *	11/2011	Hung D19/36
D654,537	S *	2/2012	Hung D19/36
D655,753	S *	3/2012	Han D19/36

OTHER PUBLICATIONS

Xie, J., "Pen," U.S. Appl. No. 29/389,685, filed Apr. 14, 2011.

Xie, J., "Pen," U.S. Appl. No. 29/389,687, filed Apr. 14, 2011.

* cited by examiner

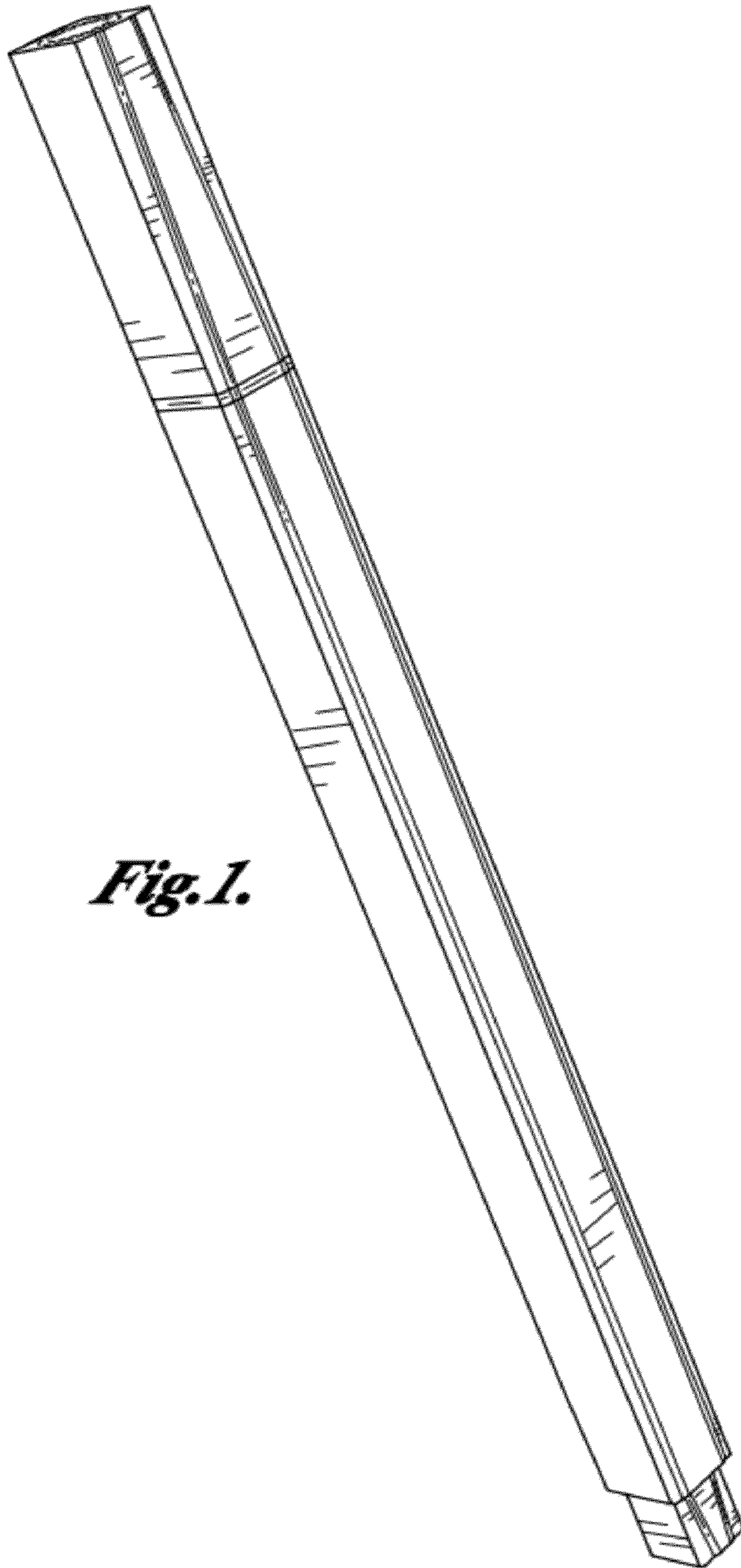


Fig. 1.




Fig. 2.

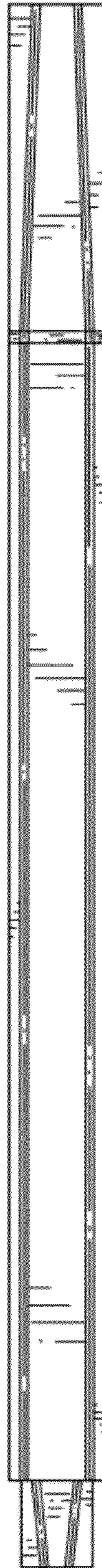


Fig. 3.

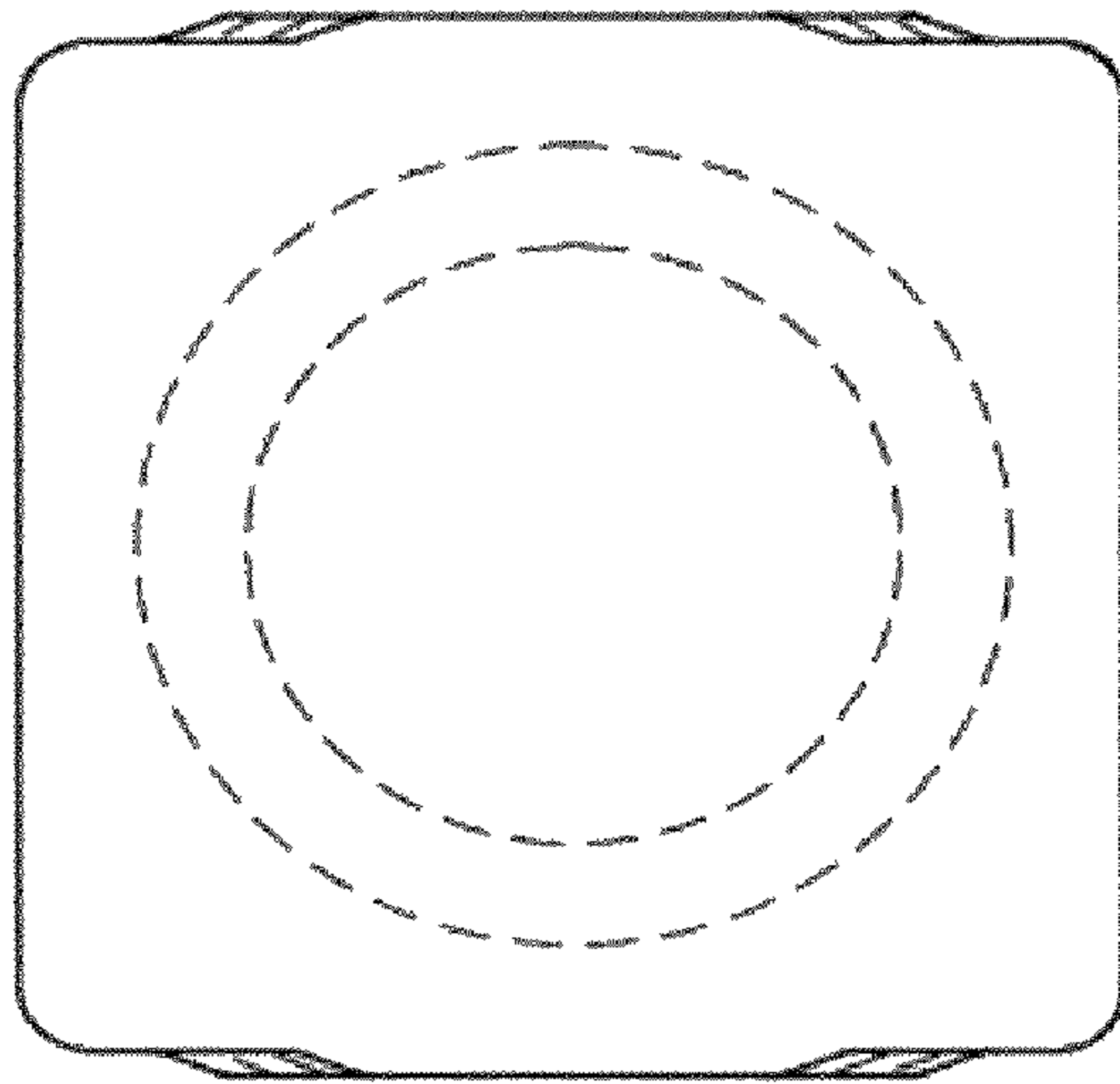


Fig. 4.




Fig. 5.