

US00D662970S

(12) **United States Design Patent**  
**Nakayama et al.**

(10) **Patent No.:** **US D662,970 S**  
(45) **Date of Patent:** **\*\* Jul. 3, 2012**

(54) **LABEL PRINTER**

(75) Inventors: **Tetsu Nakayama**, Matsumoto (JP);  
**Yoshihiro Tatara**, Matsumoto (JP);  
**Yasutomo Takahashi**, Matsumoto (JP);  
**Akihiro Shintani**, Matsumoto (JP)

(73) Assignee: **Seiko Epson Corporation**, Tokyo (JP)

(\*\*) Term: **14 Years**

(21) Appl. No.: **29/396,124**

(22) Filed: **Jun. 27, 2011**

(30) **Foreign Application Priority Data**

Jan. 5, 2011 (JP) ..... 2011-000035

(51) **LOC (9) Cl.** ..... **18-99**

(52) **U.S. Cl.** ..... **D18/19; D18/52**

(58) **Field of Classification Search** ..... D18/14-21,  
D18/6-7, 50, 52; D19/68; D14/347, 426;  
358/1.1, 1.6, 1.8; 101/111, 288; 156/DIG. 48,  
156/DIG. 49

See application file for complete search history.

(56) **References Cited**

**U.S. PATENT DOCUMENTS**

D234,599 S	3/1975	Fossella et al.	
D263,969 S	4/1982	Hirata et al.	
D309,729 S	8/1990	Tanabe	
5,111,216 A	5/1992	Richardson et al.	
D360,890 S	8/1995	Tremlett	
D379,971 S *	6/1997	Jones et al.	D14/347
D490,842 S *	6/2004	Kamiya et al.	D18/19

6,874,005 B2	3/2005	Fortenberry et al.	
D560,712 S	1/2008	de Brebisson	
D580,478 S	11/2008	Matsuda et al.	
D601,182 S *	9/2009	Mita et al.	D18/19
D601,619 S *	10/2009	Hattori	D18/19
D632,329 S *	2/2011	Thaler et al.	D18/19
D643,034 S	8/2011	Tasselli et al.	
2007/0013950 A1 *	1/2007	Kajihara	358/1.18
2011/0229238 A1 *	9/2011	Shintani	400/208

\* cited by examiner

*Primary Examiner* — Bridget L Eland

(57) **CLAIM**

The ornamental design for a label printer, as shown and described.

**DESCRIPTION**

FIG. 1 is a perspective view of a label printer showing our new design;

FIG. 2 is a front view thereof;

FIG. 3 is a rear view thereof;

FIG. 4 is a left side elevational view thereof;

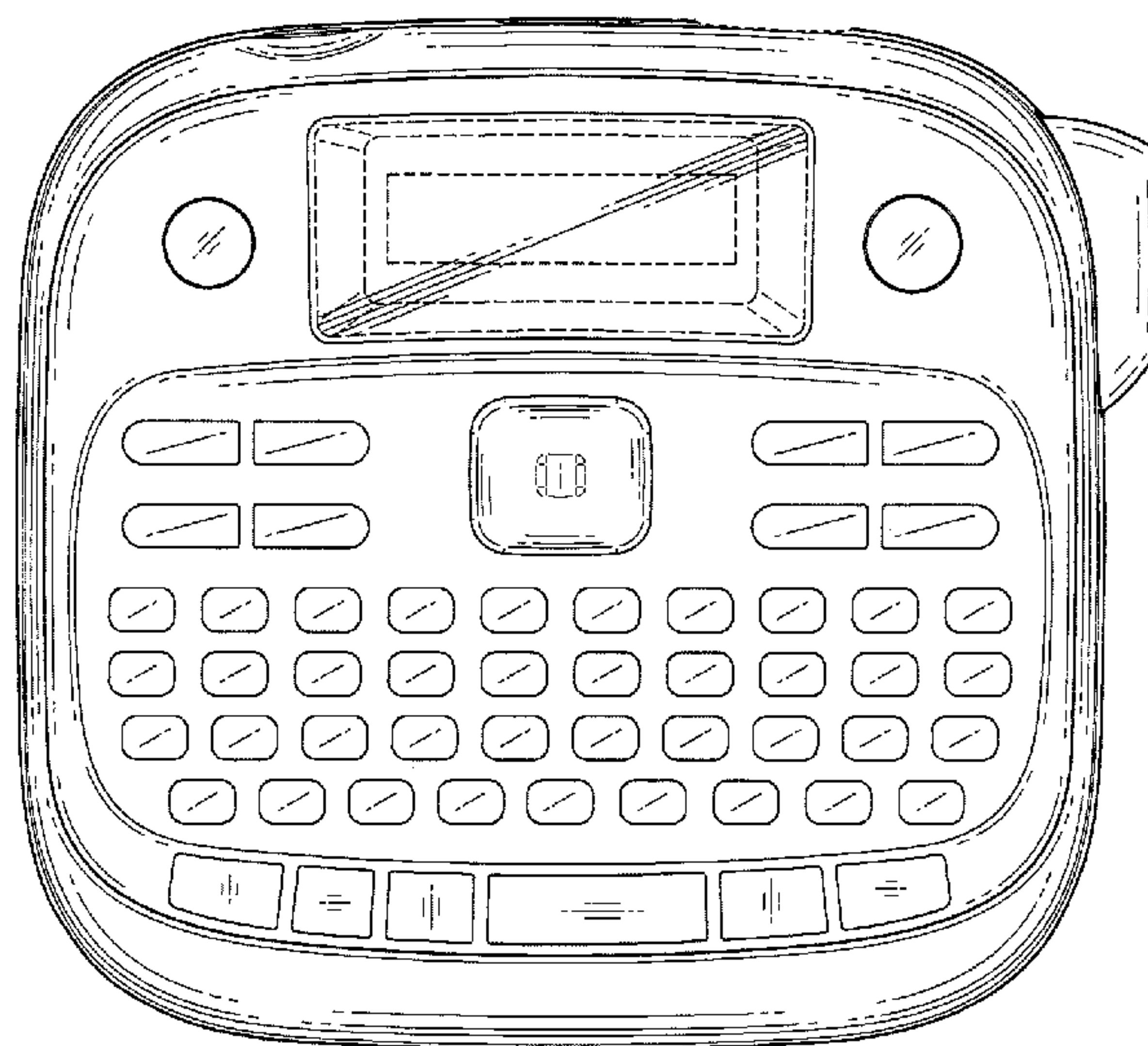
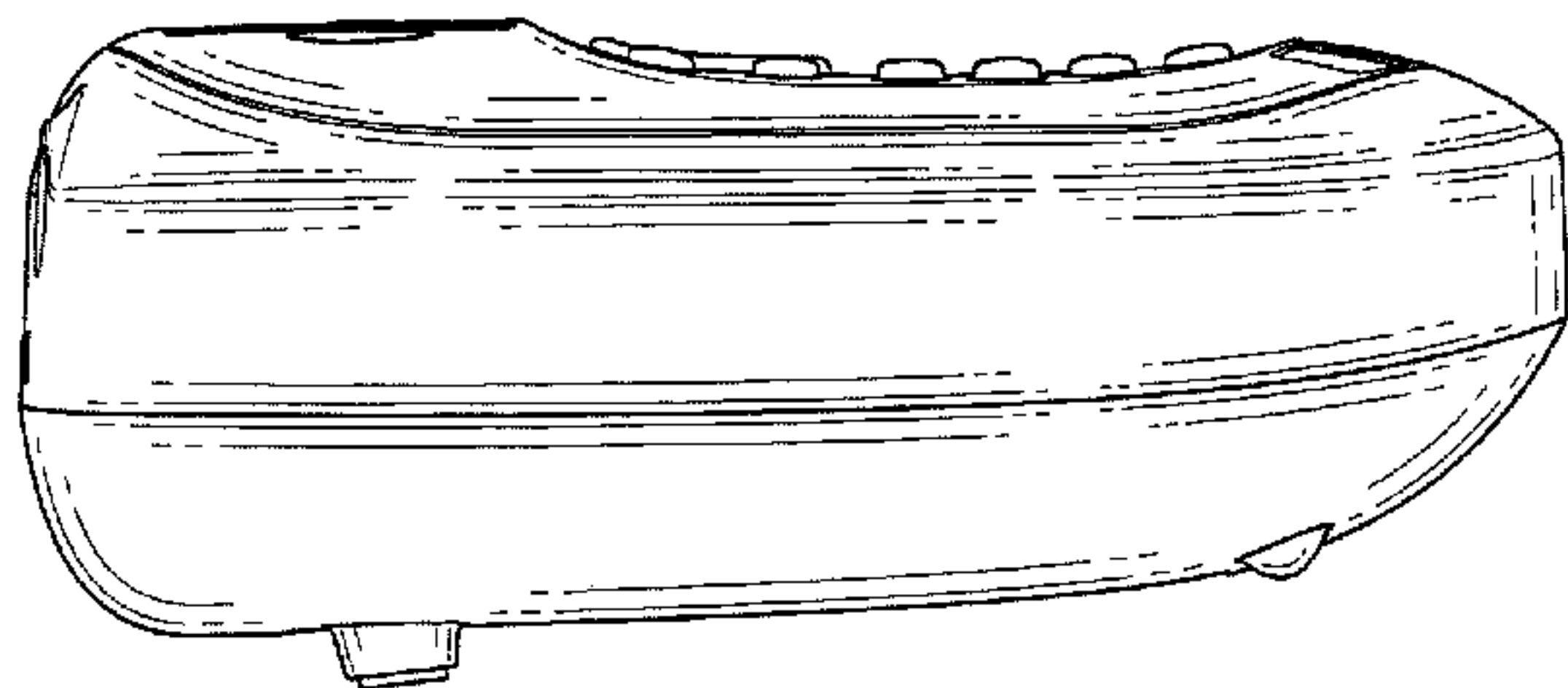
FIG. 5 is a right side elevational view thereof;

FIG. 6 is a top plan view thereof; and,

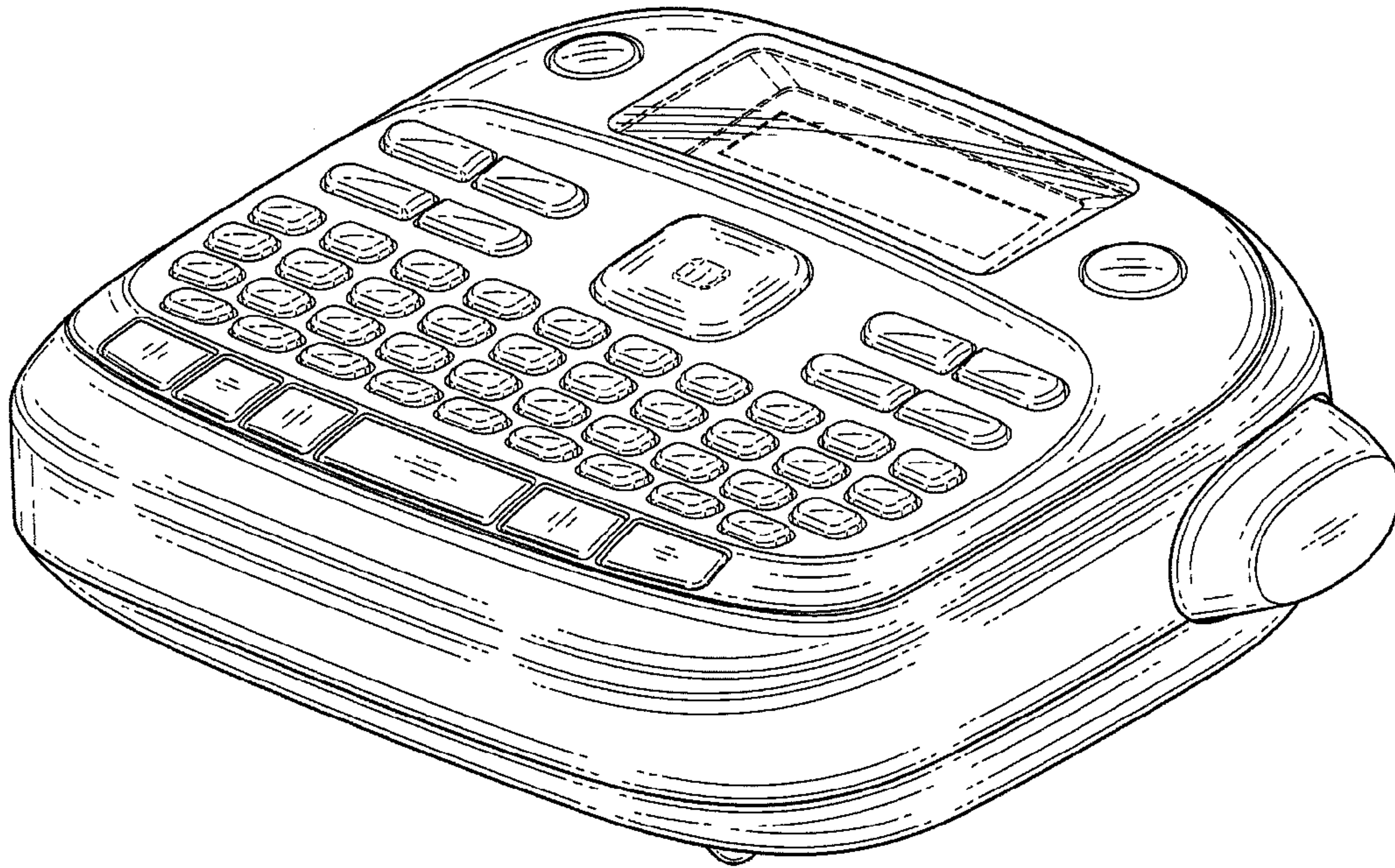
FIG. 7 is a bottom plan view thereof.

The broken lines immediately adjacent the shaded areas represent the bounds of the claimed design while all other broken lines are directed to environment and are for illustrative purposes only; the broken lines form no part of the claimed design.


**1 Claim, 3 Drawing Sheets**



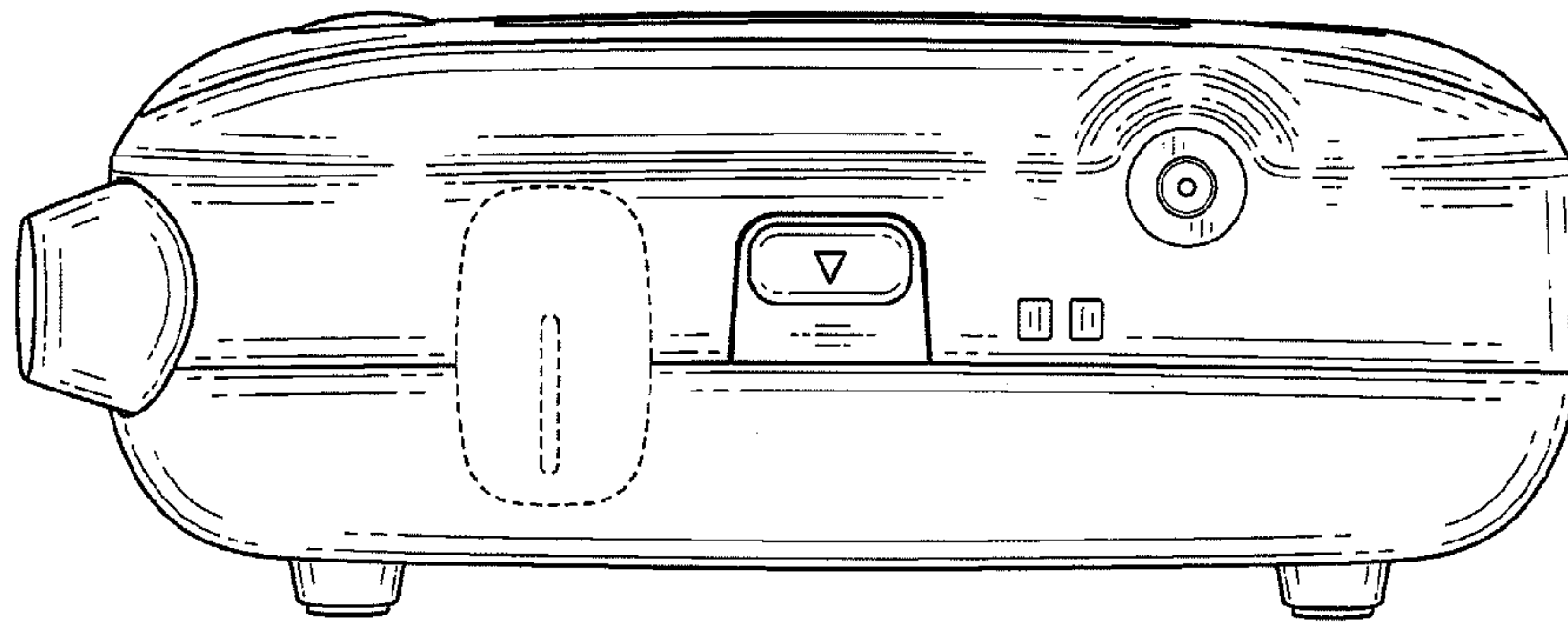
**FIG. 1**



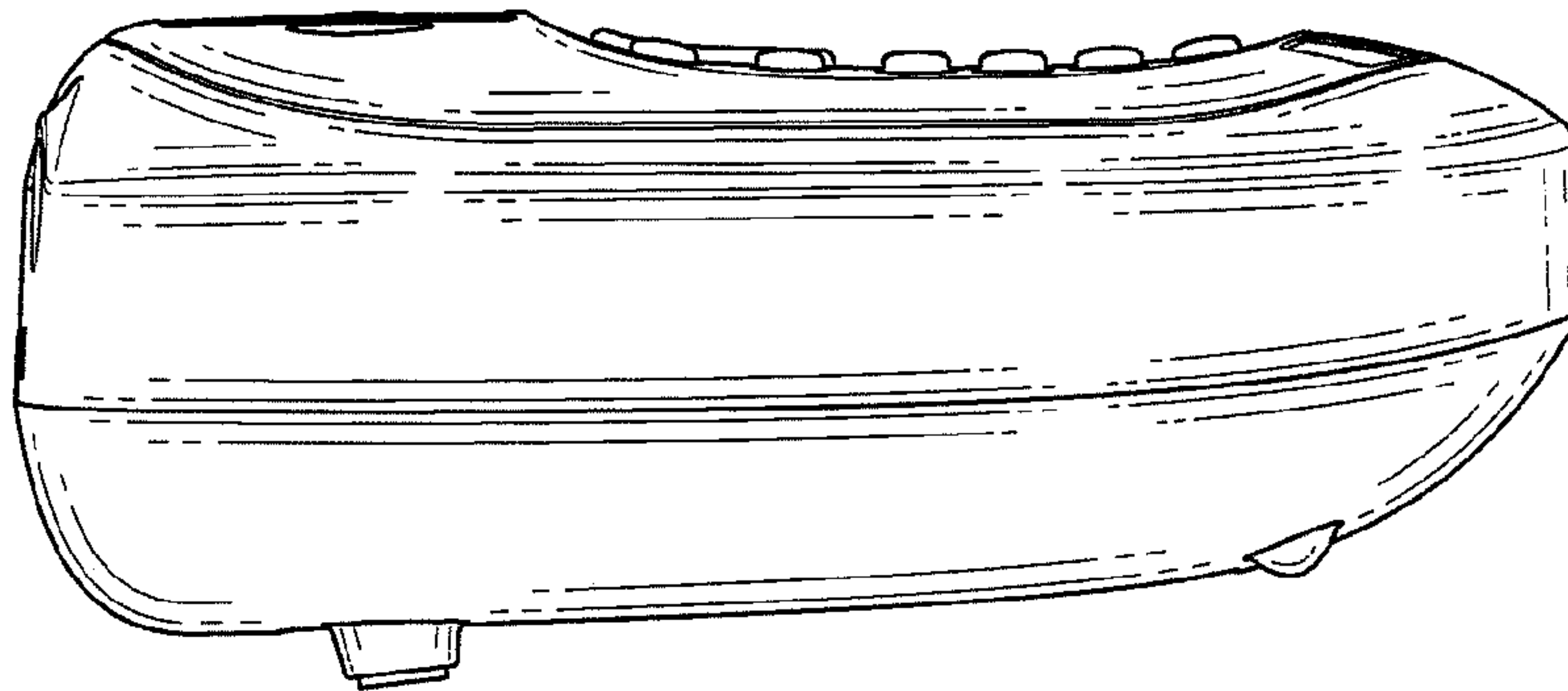
**FIG. 2**



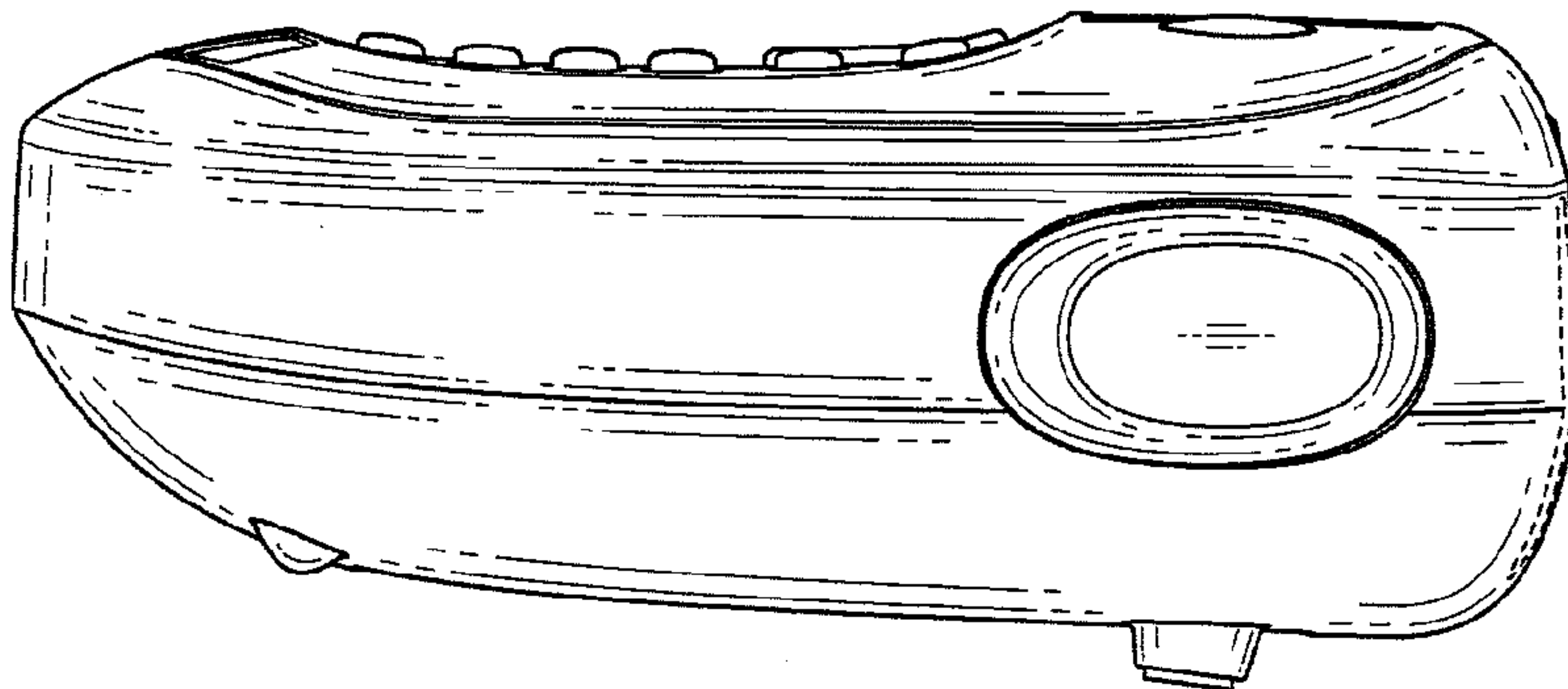
**FIG. 3**



**FIG. 4**

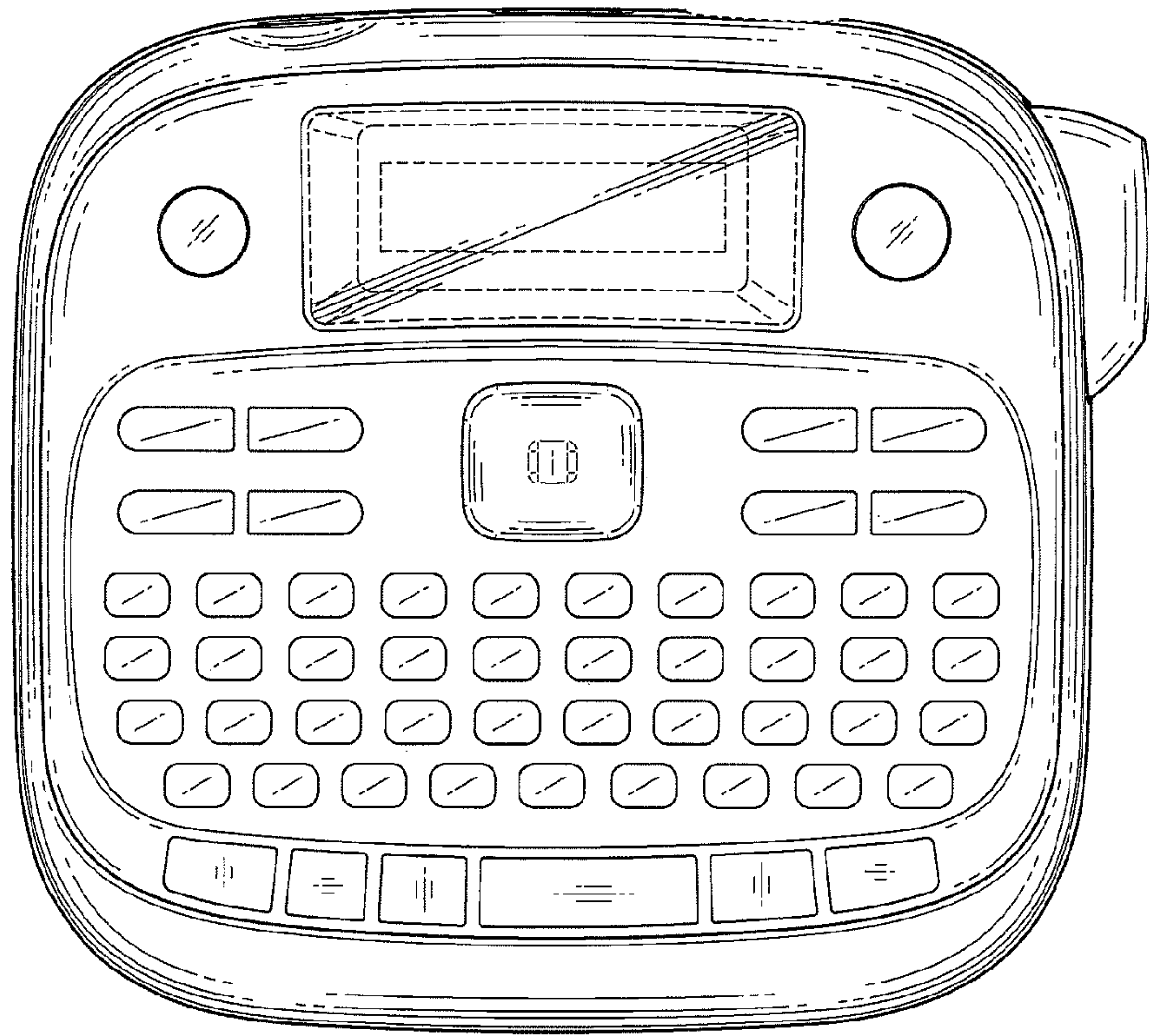


**FIG. 5**

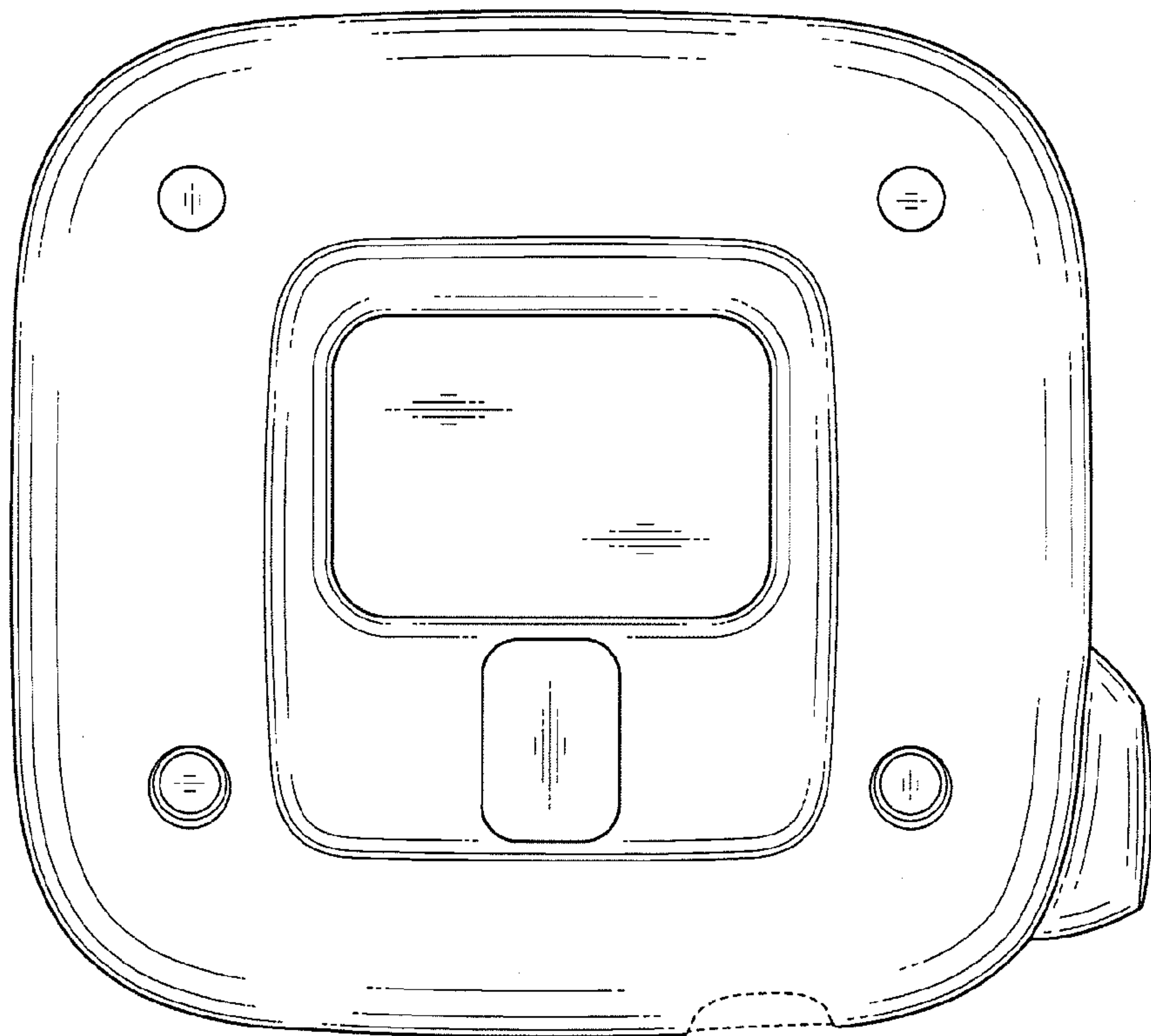




**FIG. 6**



**FIG. 7**



UNITED STATES PATENT AND TRADEMARK OFFICE  
**CERTIFICATE OF CORRECTION**

PATENT NO. : D662,970 S  
APPLICATION NO. : 29/396124  
DATED : July 3, 2012  
INVENTOR(S) : Nakayama et al.

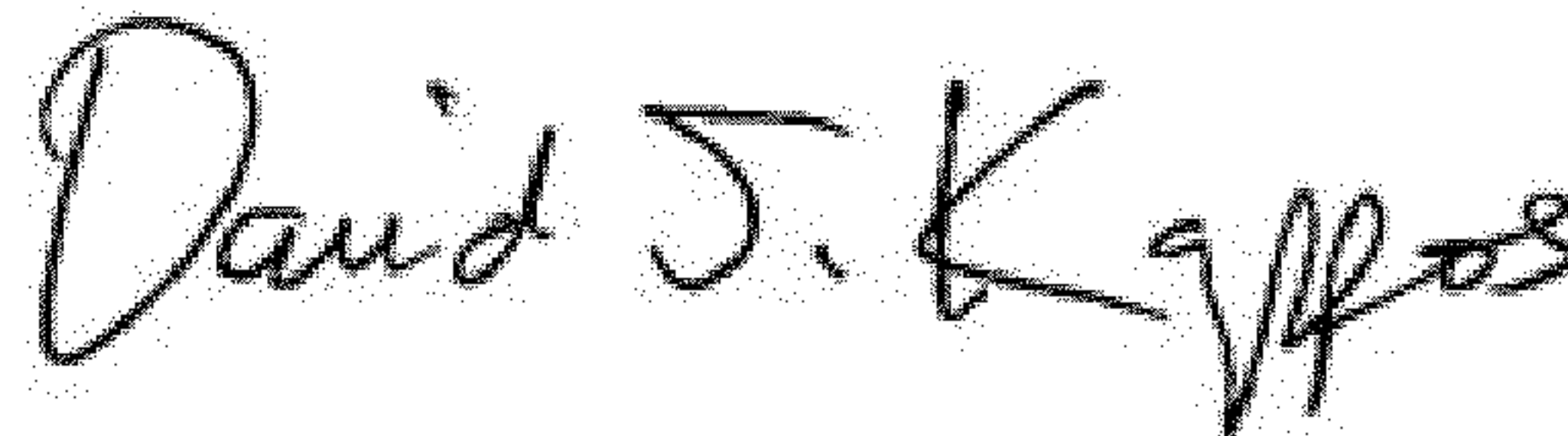
Page 1 of 2

It is certified that error appears in the above-identified patent and that said Letters Patent is hereby corrected as shown below:

In the Drawings:

Please replace Fig. 3 in the patent with the attached corrected copy of Fig. 3.

Signed and Sealed this  
Eleventh Day of September, 2012

A handwritten signature in black ink that reads "David J. Kappos". The signature is written in a cursive, slightly slanted style.

David J. Kappos  
*Director of the United States Patent and Trademark Office*

**FIG. 3**

