

US00D662953S

(12) **United States Design Patent**  
**Parrish et al.**

(10) **Patent No.:** **US D662,953 S**  
(45) **Date of Patent:** **\*\* Jul. 3, 2012**

(54) **AUTOMATED PHARMACY MACHINE**

(75) Inventors: **David J. Parrish**, Youngsville, NC (US);  
**Daryl Oshatz**, Raleigh, NC (US); **James R. Gentry, Jr.**, Wake Forest, NC (US);  
**Jesse Samuel Eberdt, III**, Durham, NC (US); **Thomas P. Rhoads, Jr.**, Raleigh, NC (US); **David Alan Calderwood**, Chapel Hill, NC (US)

(73) Assignee: **Parata Systems, LLC**, Durham, NC (US)

(\*\*) Term: **14 Years**

(21) Appl. No.: **29/366,825**

(22) Filed: **Jul. 30, 2010**

**Related U.S. Application Data**

(62) Division of application No. 29/318,304, filed on May 16, 2008, now Pat. No. Des. 623,208.

(51) **LOC (9) Cl.** ..... **15-99**

(52) **U.S. Cl.** ..... **D15/145; D20/4**

(58) **Field of Classification Search** ..... D6/436,  
D6/441, 445, 446, 448, 455, 561; D10/4;  
D15/145, 199; D20/4, 5; 53/131.4, 167,  
53/202, 279, 284.5, 284.7, 370.7, 370.9,  
53/381.1, 426, 550, 563, 565; 493/184  
See application file for complete search history.

(56) **References Cited**

**U.S. PATENT DOCUMENTS**

D318,691 S	7/1991	Ryason
5,097,652 A	3/1992	Inamura et al.
D420,705 S	2/2000	Koyanagi
D429,765 S	8/2000	Saito et al.
D466,941 S	12/2002	Shubert et al.

D481,076 S	10/2003	Ballard
6,898,919 B2	5/2005	Kim
D517,438 S	3/2006	Sato et al.
D559,011 S	1/2008	Mehmen
D566,736 S	4/2008	Okamoto et al.
D567,273 S	4/2008	Okamoto et al.
7,428,805 B2	9/2008	Kim
D592,704 S	5/2009	Becker et al.
D613,319 S	4/2010	Okamoto et al.
D622,746 S *	8/2010	Daniels et al. .... D15/145
D623,207 S *	9/2010	Gentry et al. .... D15/145
D623,208 S *	9/2010	Parrish et al. .... D15/145
D639,322 S *	6/2011	Daniels et al. .... D15/145
2005/0122010 A1	6/2005	Kobayashi et al.
2007/0151204 A1	7/2007	Kim
2009/0173087 A1	7/2009	Cora et al.
2009/0235614 A1	9/2009	Yuyama et al.

\* cited by examiner

*Primary Examiner* — Patricia Palasik

(74) *Attorney, Agent, or Firm* — Myers Bigel Sibley & Sajovec

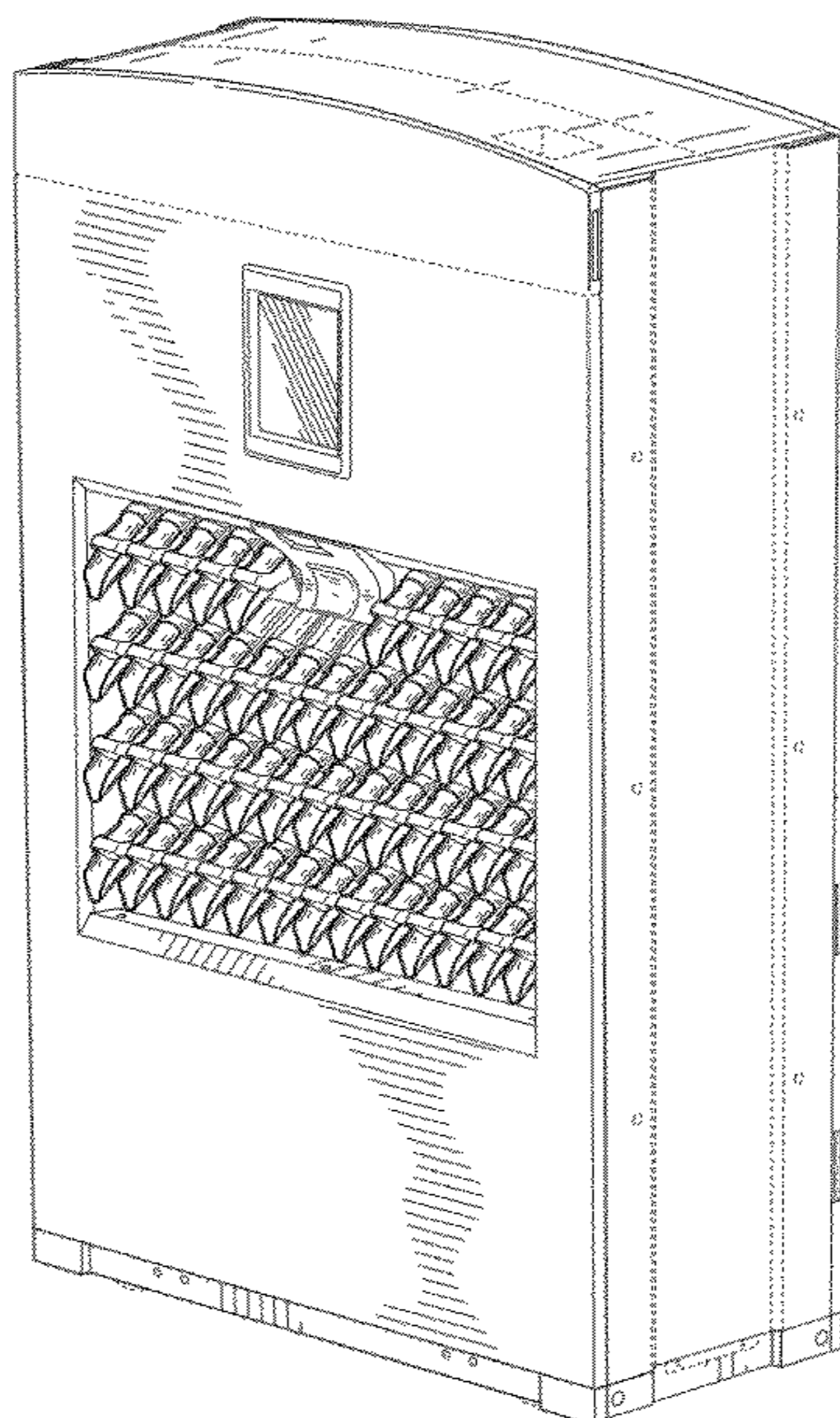
(57) **CLAIM**

The ornamental design for an automated pharmacy machine, as shown and described.

**DESCRIPTION**

FIG. 1 is a front perspective view of an embodiment of an automated pharmacy machine showing our design; FIG. 2 is a rear perspective view of the automated pharmacy machine of FIG. 1; FIG. 3 is a front view thereof; FIG. 4 is a rear view thereof; FIG. 5 is a side view thereof; FIG. 6 is an opposing side view thereof; and, FIG. 7 is a top view thereof. The broken lines shown herein are for illustrative purposes only and form no part of the claimed design.

**1 Claim, 7 Drawing Sheets**



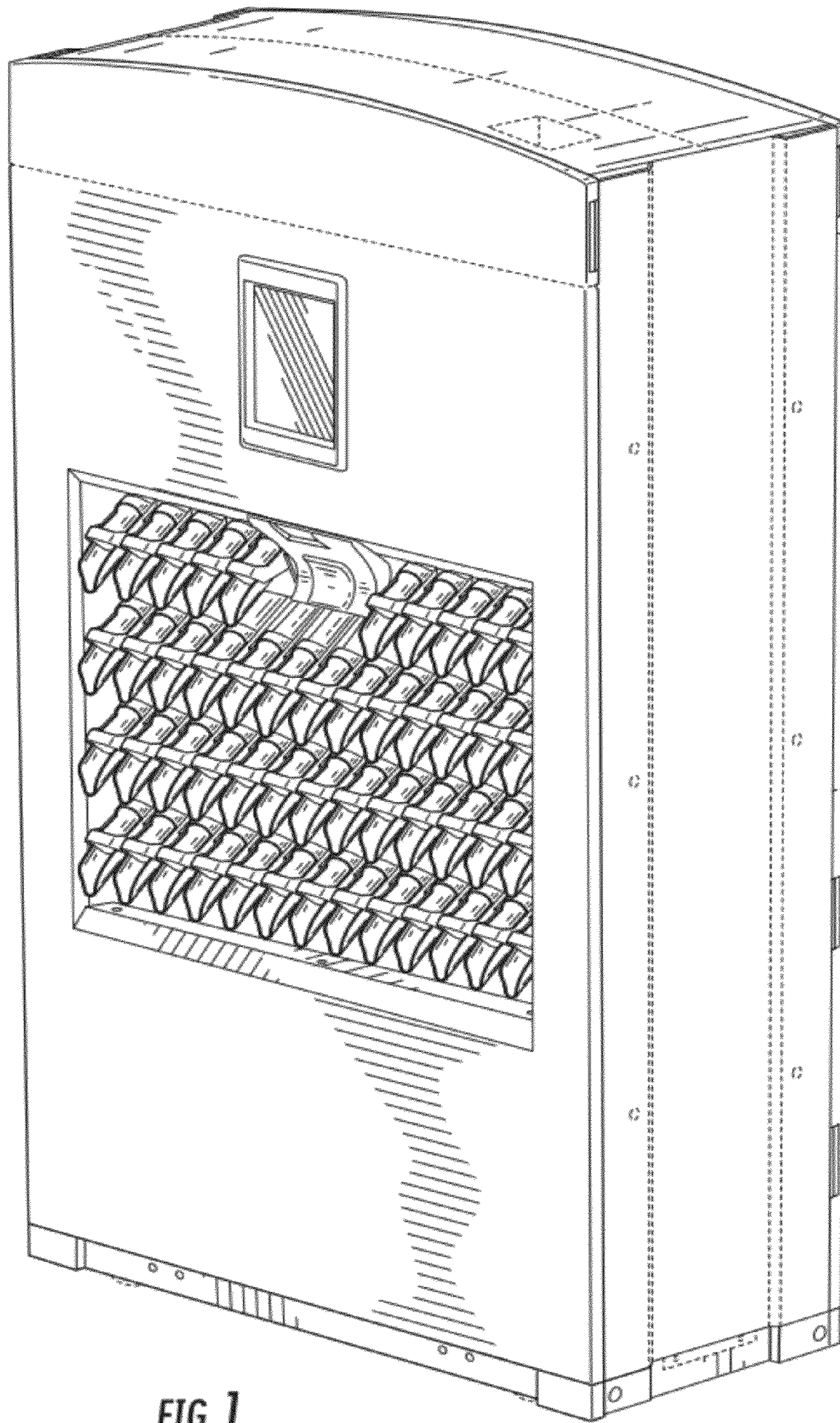


FIG. 1

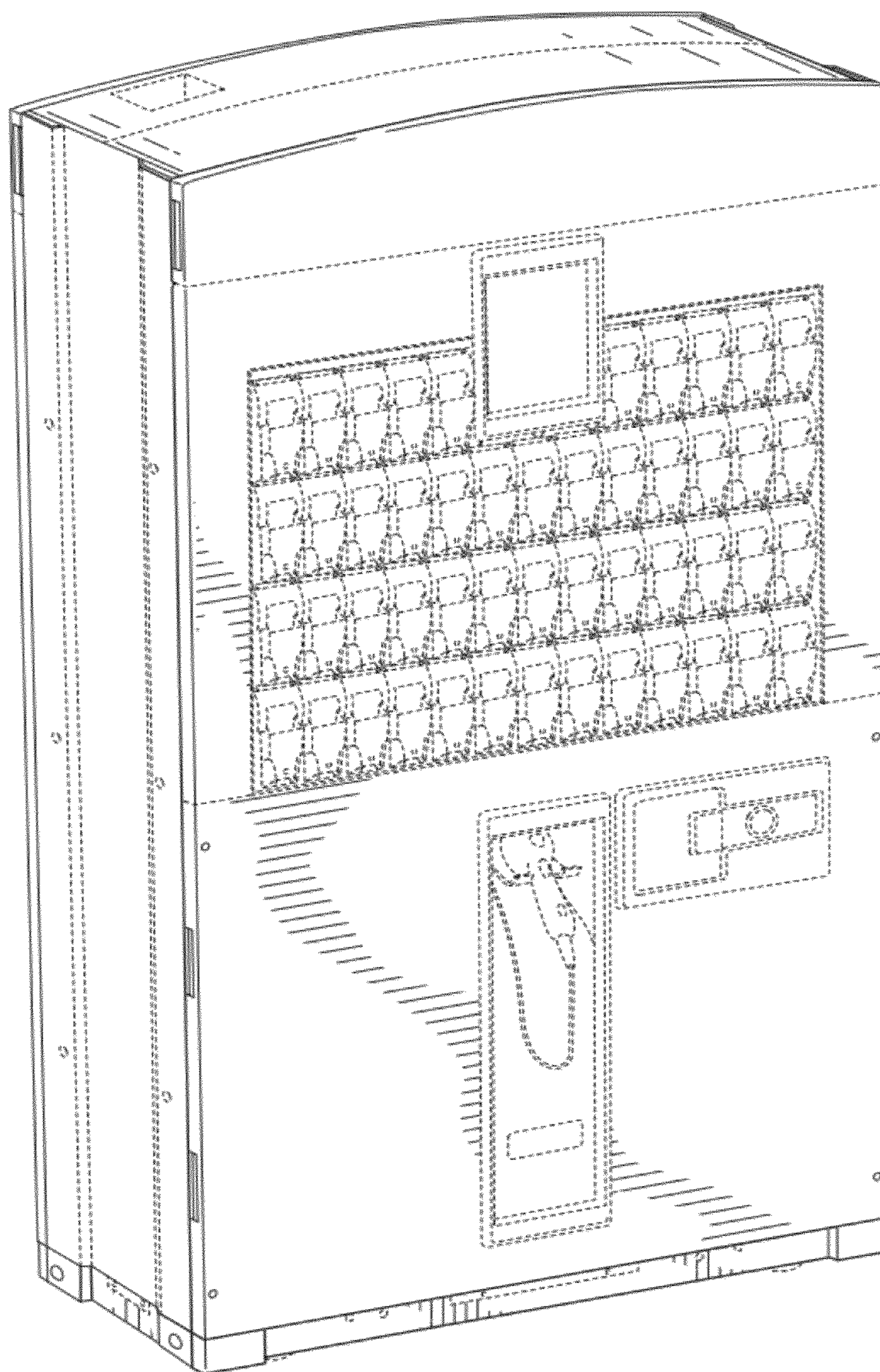


FIG. 2




FIG. 3

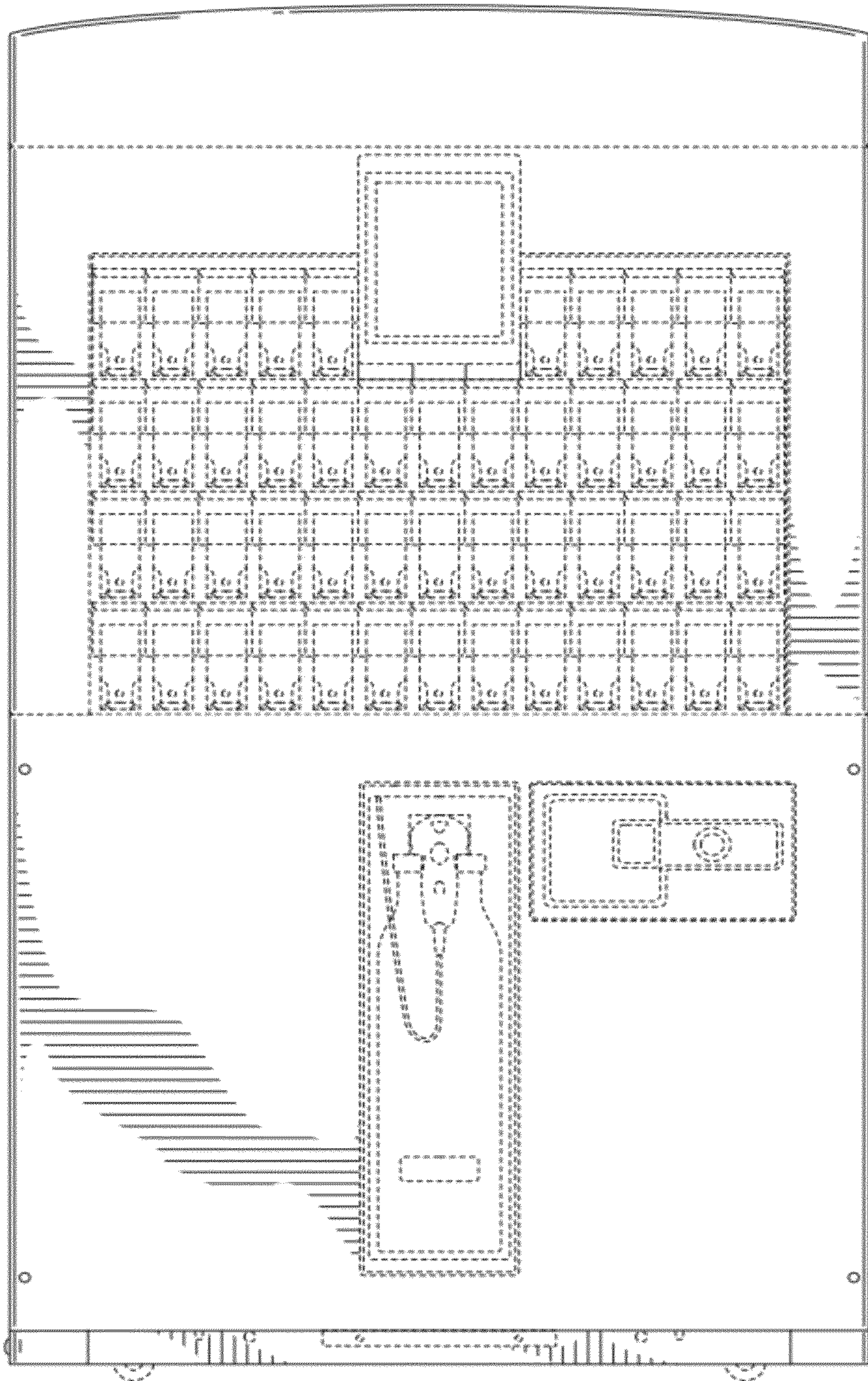


FIG. 4

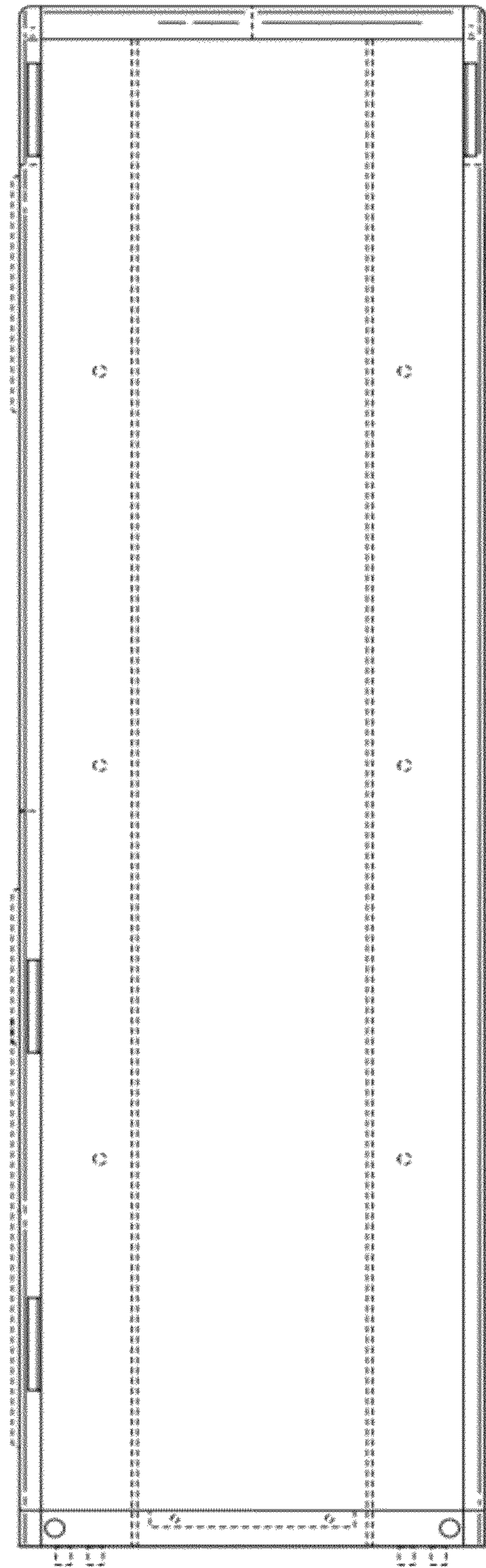


FIG. 5

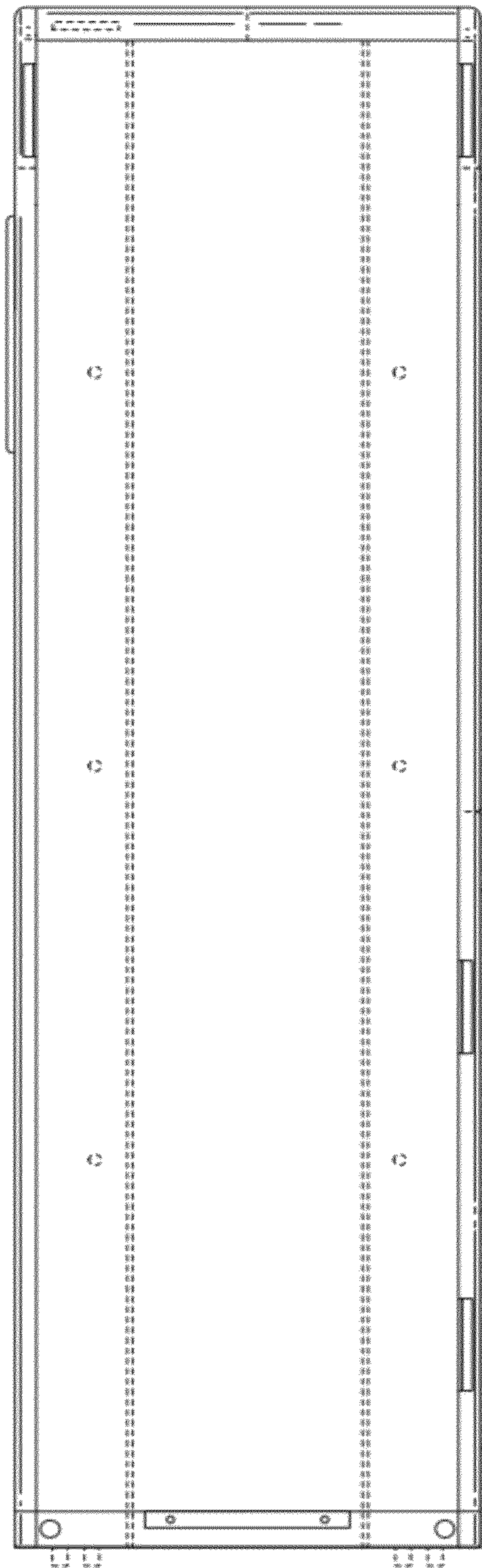


FIG. 6




FIG. 7