



US00D662948S

(12) **United States Design Patent**  
**Liang**

(10) **Patent No.:** **US D662,948 S**  
(45) **Date of Patent:** **\*\* Jul. 3, 2012**

(54) **MEDIA PLAYER**

(75) Inventor: **Li-Ni Liang**, Shenzhen (CN)

(73) Assignee: **Hon Hai Precision Industry Co., Ltd.**,  
Tu-Cheng, Taipei Hsien (TW)

(\*) Notice: This patent is subject to a terminal disclaimer.

(\*\*) Term: **14 Years**

(21) Appl. No.: **29/325,357**

(22) Filed: **Sep. 30, 2008**

(30) **Foreign Application Priority Data**

May 21, 2008 (CN) ..... 2008 3 0303655

(51) **LOC (9) Cl.** ..... **14-03**

(52) **U.S. Cl.** ..... **D14/496; D14/203.1; D14/203.3**

(58) **Field of Classification Search** ..... D14/496,  
D14/401, 435, 474, 483, 217, 137, 138, 160,  
D14/168, 356, 203.1–203.8, 507; 345/156,  
345/169, 173–179, 905; 715/727–729, 864;  
710/1, 5, 8; 713/1, 600; 455/1.1, 1.7, 73,  
455/344–347, 93, 95, 3.01–3.06, 550.1, 573.1;  
370/342–344; 369/1, 2, 6–12; 463/43–47;  
273/148 B

See application file for complete search history.

(56) **References Cited**

U.S. PATENT DOCUMENTS

D406,832	S	*	3/1999	Anderson	.....	D14/496
6,639,577	B2	*	10/2003	Eberhard	.....	345/102
D489,731	S	*	5/2004	Huang	.....	D14/203.7
D499,424	S	*	12/2004	Bahroocha	.....	D14/203.7
D511,528	S	*	11/2005	Yang	.....	D14/203.7
D519,522	S	*	4/2006	Lee	.....	D14/203.7
7,280,802	B2	*	10/2007	Grady	.....	455/42
D561,198	S	*	2/2008	Zhang	.....	D14/496

\* cited by examiner

*Primary Examiner* — Prabhakar Deshmukh

(74) *Attorney, Agent, or Firm* — Frank R. Niranjana

(57) **CLAIM**

The ornamental design for a media player, substantially as shown and described.

**DESCRIPTION**

FIG. 1 is a perspective view of a media player showing my new design.

FIG. 2 is a front elevational view thereof.

FIG. 3 is a rear elevational view thereof.

FIG. 4 is a left side elevational view thereof.


FIG. 5 is a right side elevational view thereof.

FIG. 6 is a top plan view thereof; and,

FIG. 7 is a bottom plan view thereof.

The broken lines immediately adjacent to the shaded area represent the boundaries of the claimed design. The broken lines environmental are for illustrative purpose only and form no part of the claimed design. None of the broken lines form any part of the claimed design.

**1 Claim, 7 Drawing Sheets**



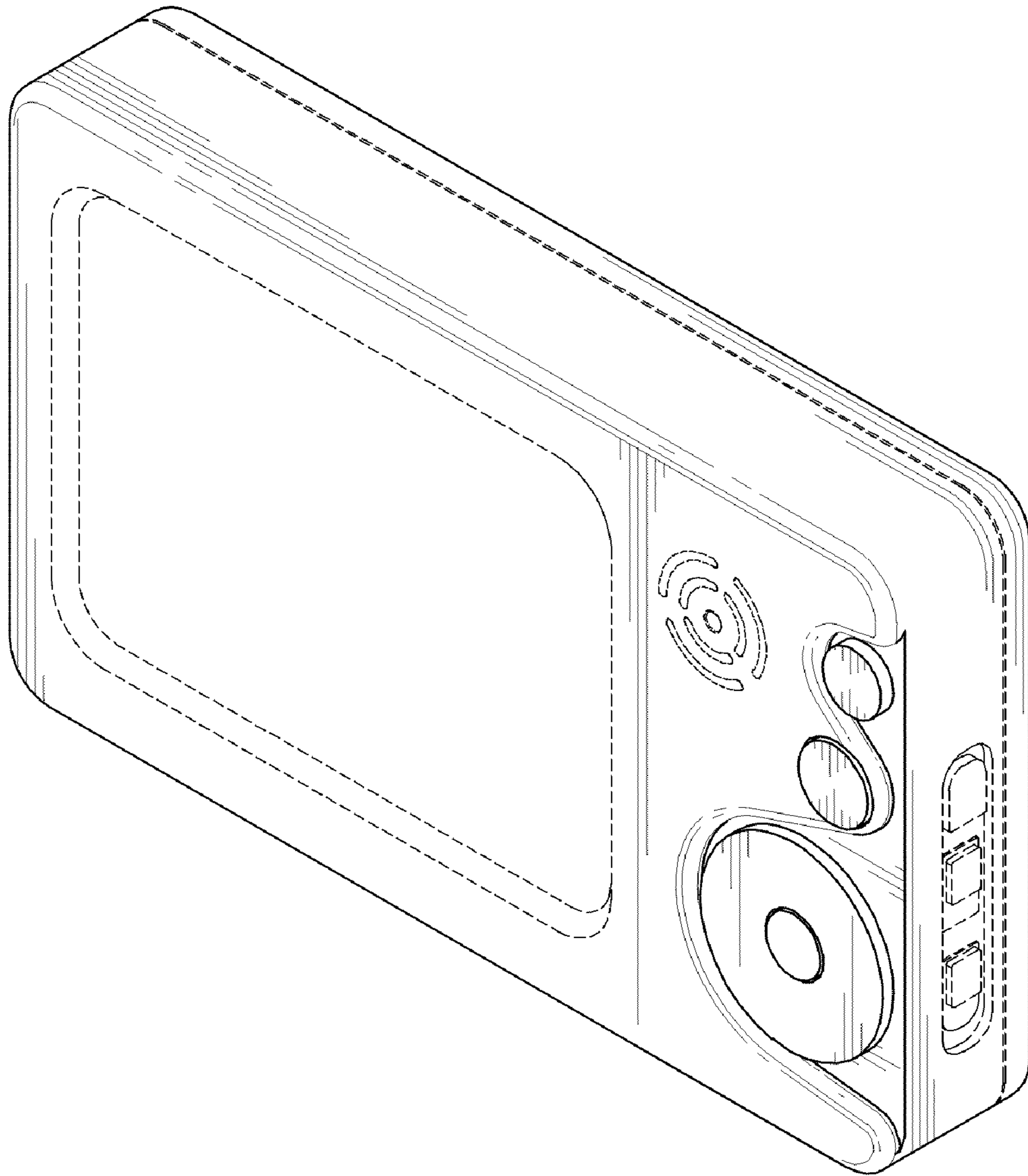


FIG. 1

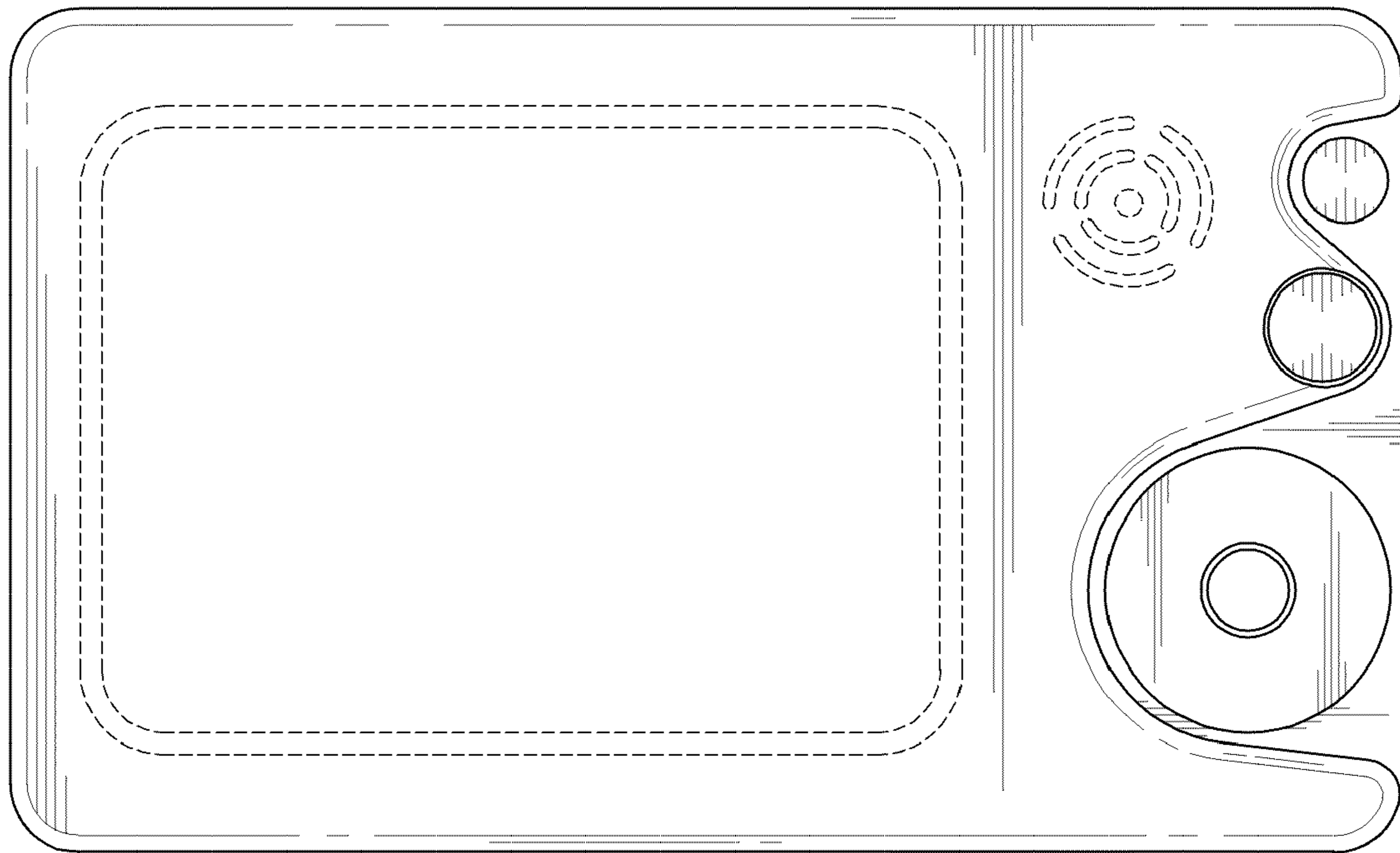


FIG. 2

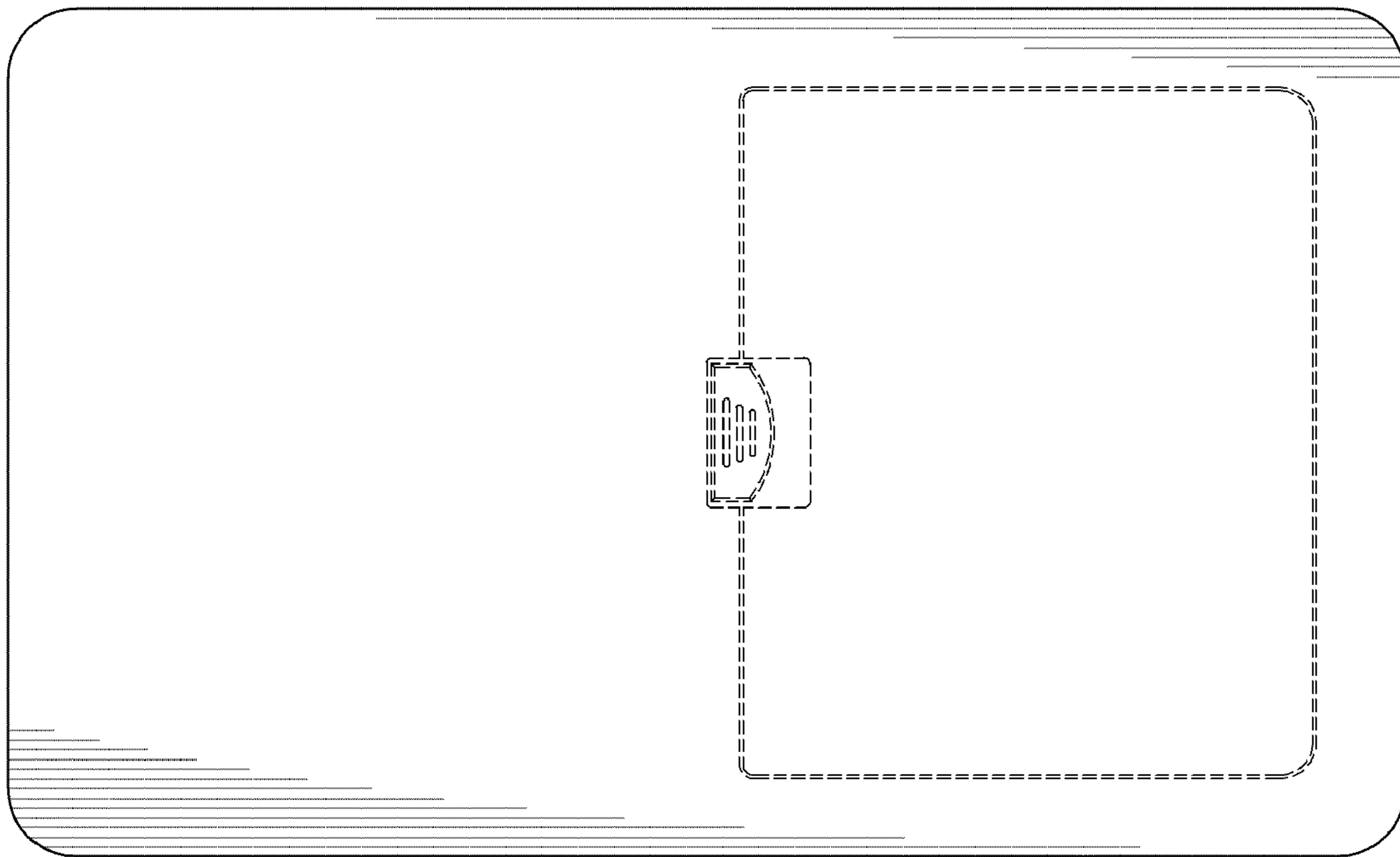


FIG. 3




FIG. 4

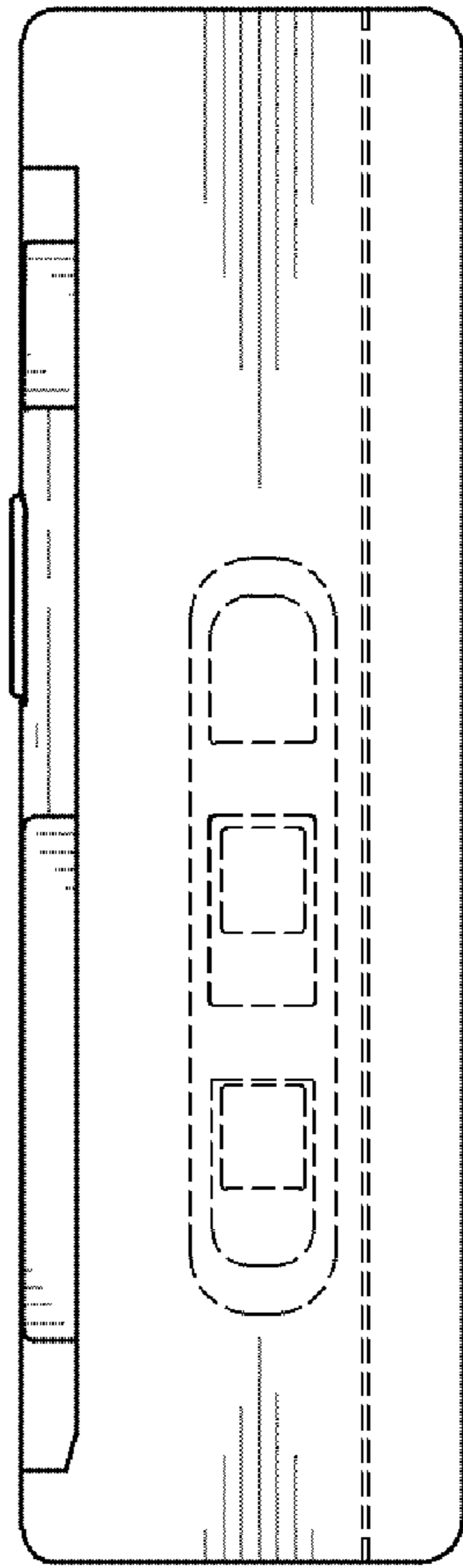


FIG. 5




FIG. 6




FIG. 7