



US00D662947S

(12) **United States Design Patent**  
**Marchetti**

(10) **Patent No.:** **US D662,947 S**  
(45) **Date of Patent:** **\*\* Jul. 3, 2012**

(54) **DISPLAY SCREEN WITH ANIMATED ICON**

(75) Inventor: **Cesar Marchetti**, New York, NY (US)

(73) Assignee: **NIKE, Inc.**, Beaverton, OR (US)

(\*\*) Term: **14 Years**

(21) Appl. No.: **29/400,761**

(22) Filed: **Aug. 31, 2011**

(51) **LOC (9) Cl.** ..... **32-00**

(52) **U.S. Cl.** ..... **D14/495**

(58) **Field of Classification Search** ..... D14/485-495;  
715/700-867

See application file for complete search history.

(56) **References Cited**

U.S. PATENT DOCUMENTS

D276,819	S	*	12/1984	James	.....	D14/494
5,474,087	A	*	12/1995	Nashner	.....	600/595
D393,851	S		4/1998	Norton		
6,203,425	B1	*	3/2001	Hayashi	.....	463/1
6,736,759	B1	*	5/2004	Stubbs et al.	.....	482/8
6,755,745	B1	*	6/2004	Seto et al.	.....	463/43
6,902,513	B1		6/2005	McClure		
6,958,751	B2	*	10/2005	Hayama et al.	.....	345/419
6,976,918	B2	*	12/2005	Hosokawa	.....	463/31
7,593,014	B2	*	9/2009	Oyamada et al.	.....	345/473
7,758,469	B2	*	7/2010	Dyer et al.	.....	482/4
D624,556	S		9/2010	Chaudhri		
7,802,205	B2		9/2010	Bedingfield		
D635,990	S	*	4/2011	Mays et al.	.....	D14/495
D635,999	S	*	4/2011	Mays et al.	.....	D14/495
7,972,245	B2		7/2011	Temple et al.		
D650,805	S	*	12/2011	Impas et al.	.....	D14/495
D652,050	S		1/2012	Chaudhri		
2003/0212536	A1		11/2003	Wang et al.		

2008/0139307	A1	6/2008	Ueshima et al.
2010/0035726	A1	2/2010	Fisher et al.
2010/0279823	A1	11/2010	Waters
2011/0246509	A1	10/2011	Migita et al.

OTHER PUBLICATIONS

Selected color image from NIKE+ Program. 1 sheet. Exact date unknown but prior to instant application filing date.

\* cited by examiner

*Primary Examiner* — Deanna L Fluegeman

(74) *Attorney, Agent, or Firm* — Banner & Witcoff, Ltd.

(57) **CLAIM**

The ornamental design for a display screen with animated icon, as shown and described.

**DESCRIPTION**

FIG. 1 is the first image in a sequence for a display screen with animated icon showing my new design.

FIG. 2 is the second image thereof;

FIG. 3 is the third image thereof;

FIG. 4 is the fourth image thereof;

FIG. 5 is the fifth image thereof;

FIG. 6 is the sixth image thereof;

FIG. 7 is the seventh image thereof;

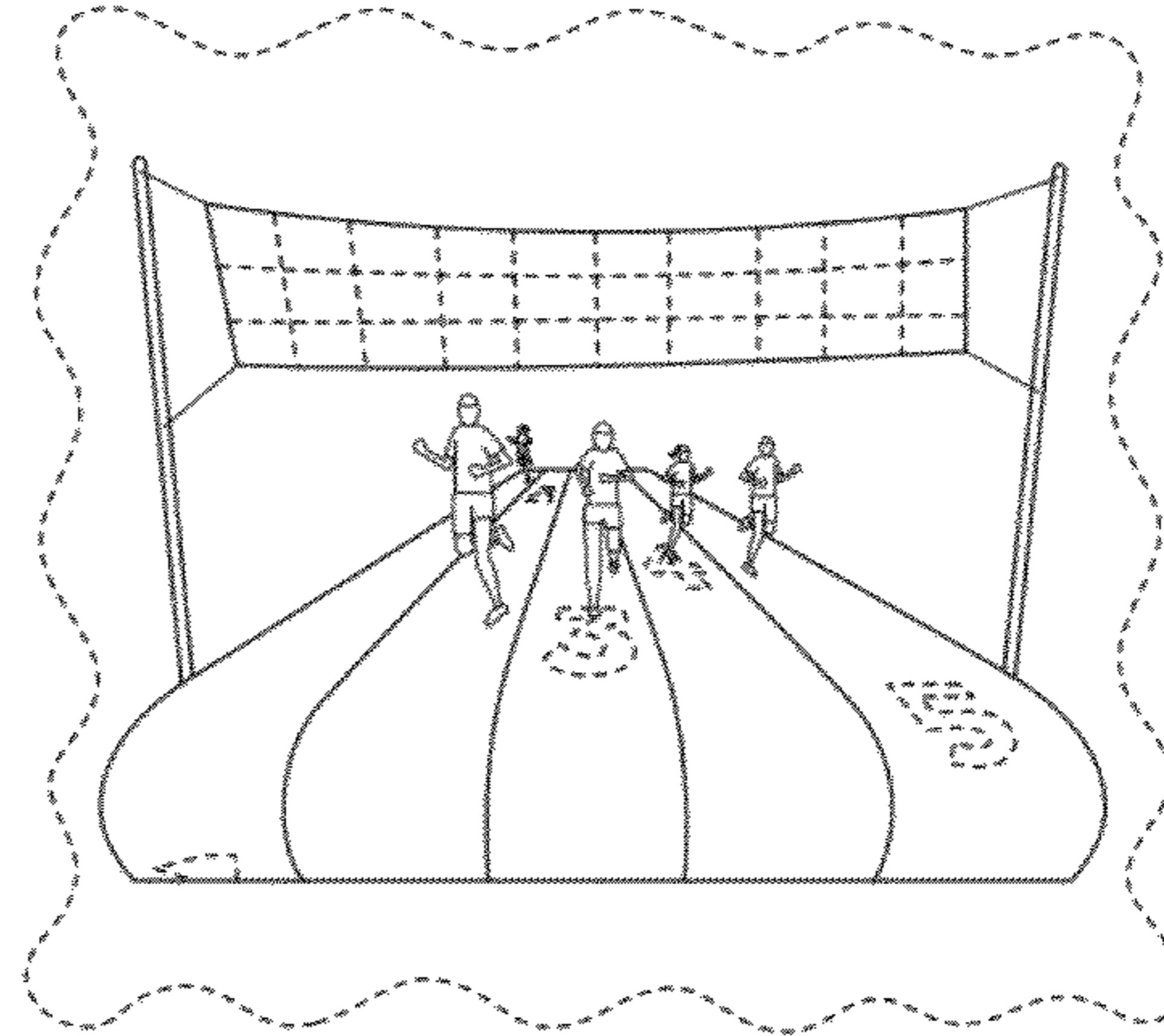

FIG. 8 is the eighth image thereof;

FIG. 9 is the ninth image thereof; and,

FIG. 10 is the tenth image thereof.

The appearance of the animated icon sequentially transitions between the images shown in FIGS. 1-10. The process or period in which one image transitions to another forms no part of the claimed design. The broken line showings of the numerals, the grid, and the display screen are for environmental purposes only and form no part of the claimed design.

**1 Claim, 10 Drawing Sheets**






FIG. 1

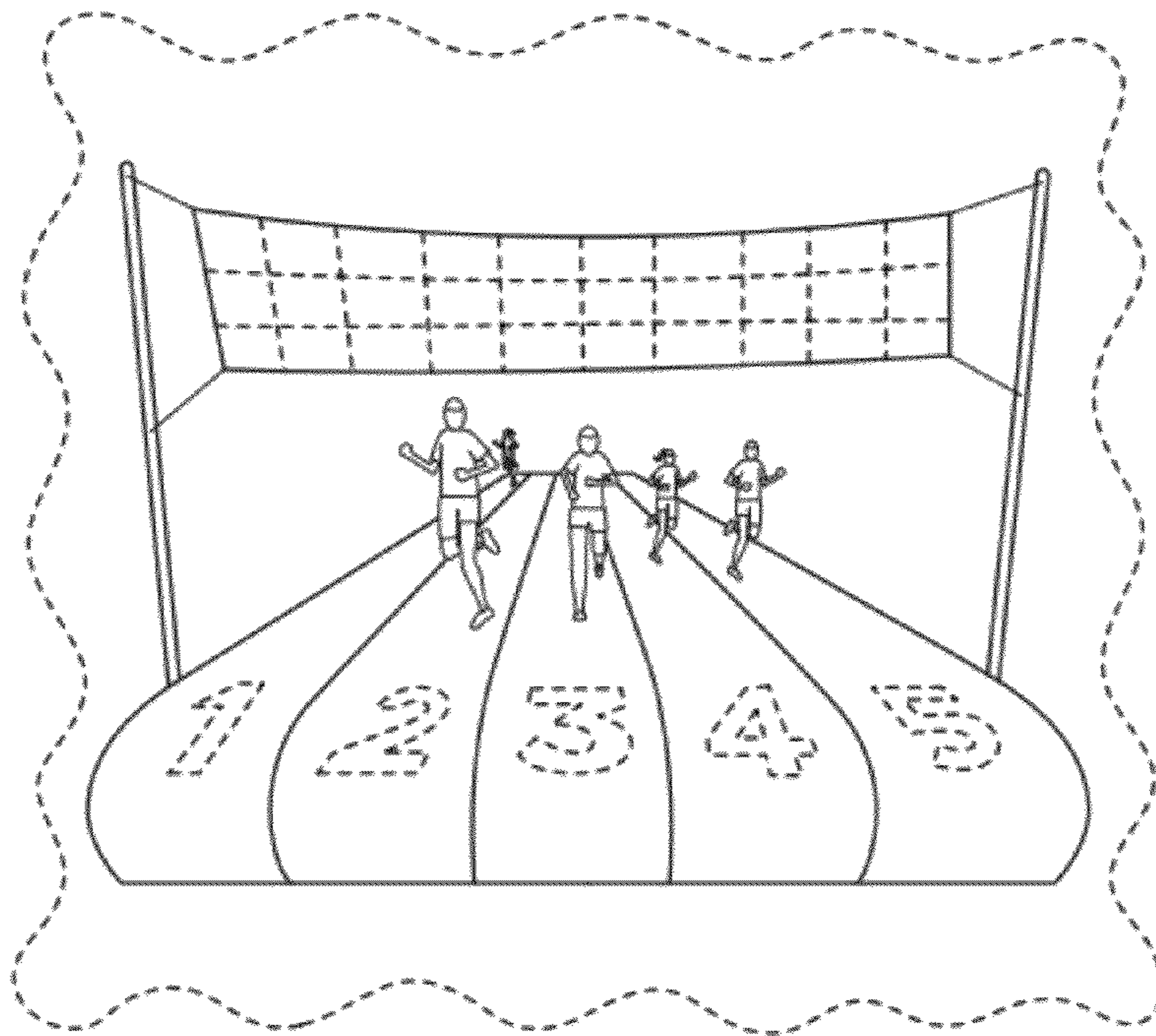


FIG. 2




FIG. 3

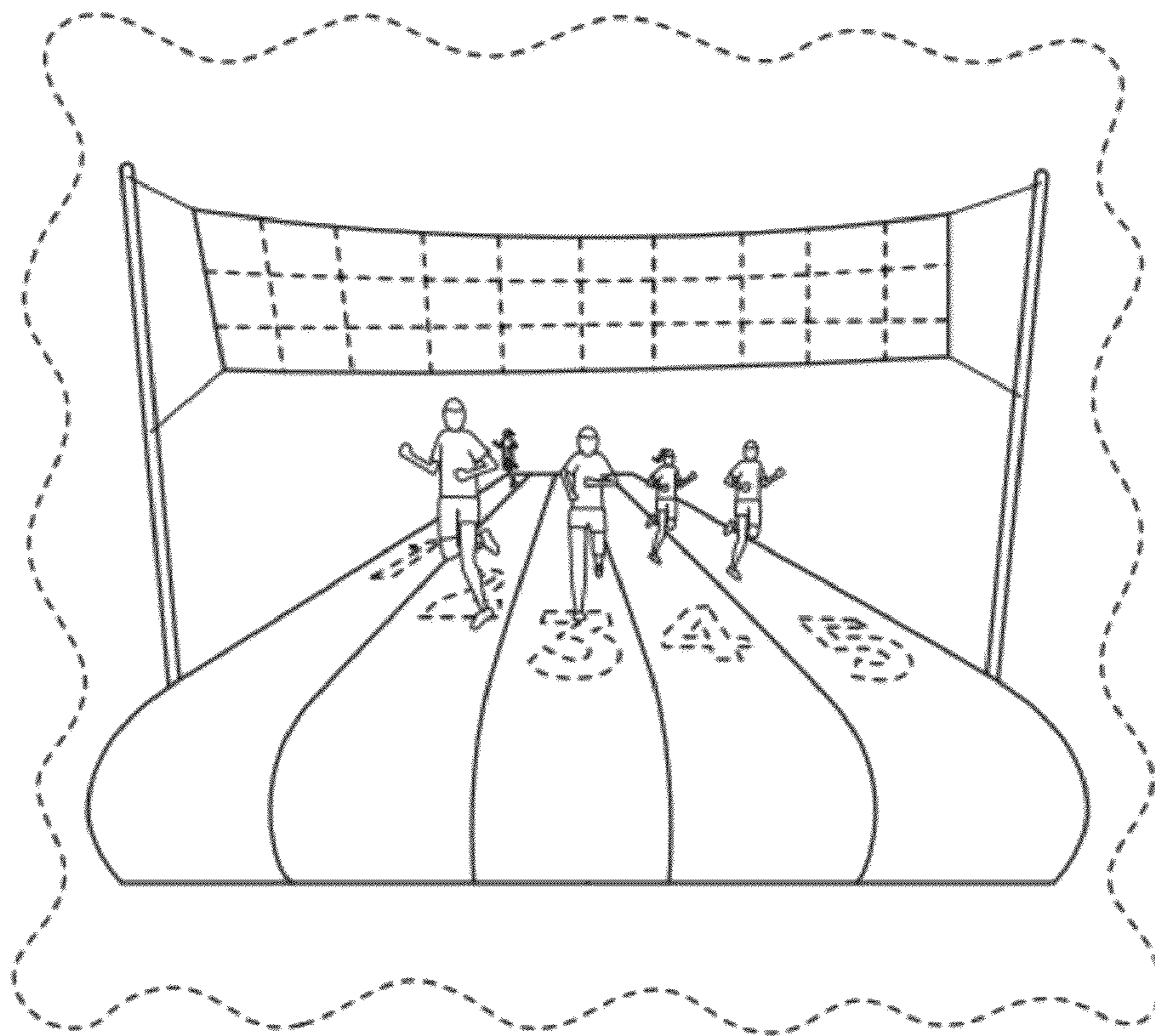


FIG. 4




FIG. 5




FIG. 6




FIG. 7



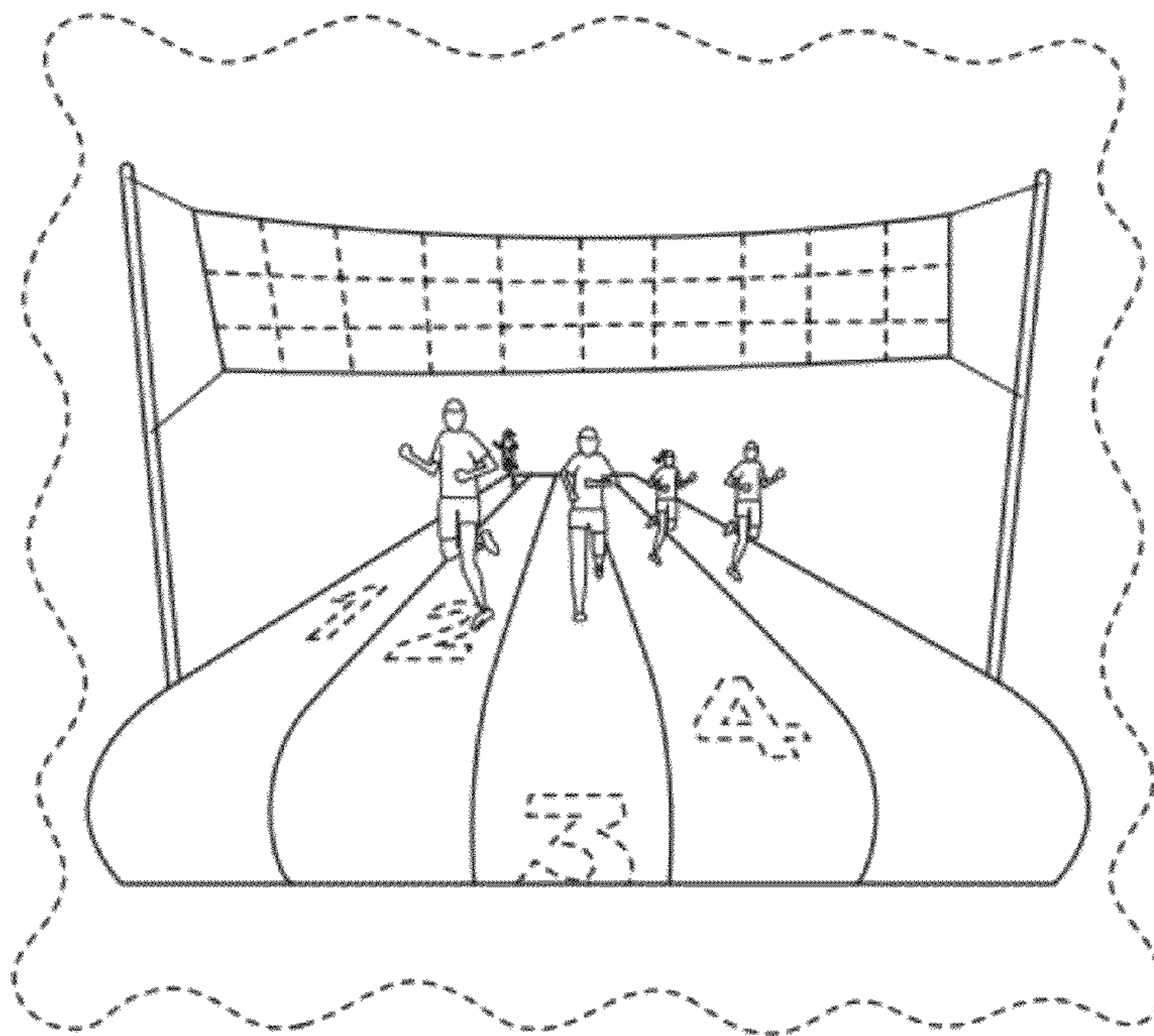


FIG. 8




FIG. 9

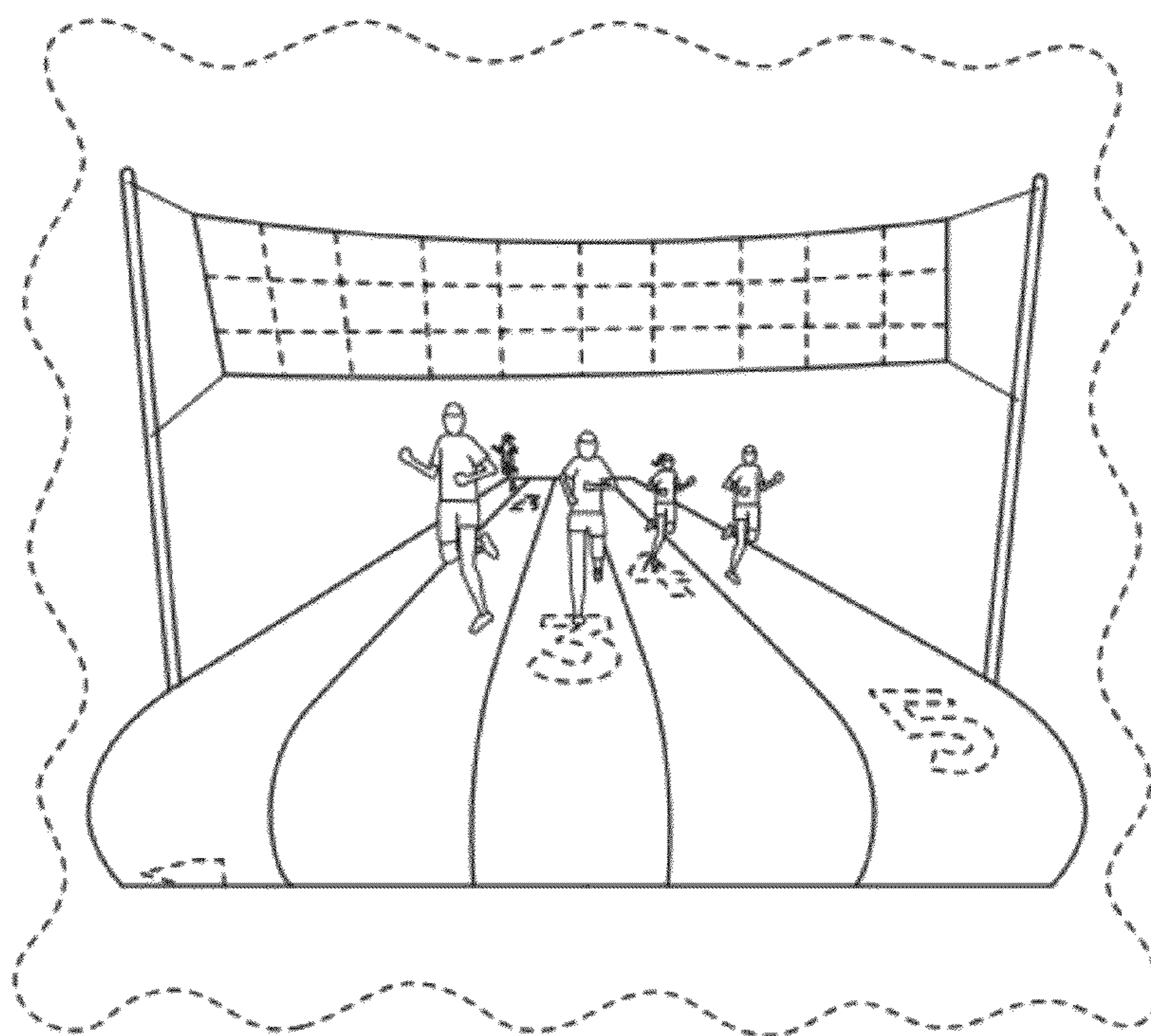


FIG. 10