



US00D662923S

(12) **United States Design Patent**  
**Piedra et al.**

(10) **Patent No.:** **US D662,923 S**  
(45) **Date of Patent:** **\*\* Jul. 3, 2012**

(54) **MOBILE TELEPHONE OR PORTABLE  
DIGITAL PLAYER CASE HAVING  
INTERCHANGEABLE PANELS**

(75) Inventors: **Christopher Piedra**, Miramar, FL (US);  
**Chanseol Chung**, Hollywood, FL (US);  
**Edward Martin**, Hollywood, FL (US)

(73) Assignee: **Marware Inc.**, Hollywood, FL (US)

(\*\*) Term: **14 Years**

(21) Appl. No.: **29/377,808**

(22) Filed: **Oct. 26, 2010**

(51) **LOC (9) Cl.** ..... **14-03**

(52) **U.S. Cl.** ..... **D14/250**

(58) **Field of Classification Search** ..... D3/201,  
D3/215, 218, 269, 273, 294; D14/140, 142,  
D14/203.3, 217, 218, 240, 242, 250-253,  
D14/299, 358, 440, 450; D13/103, 107,  
D13/108.119; 220/4.02; 224/119, 191, 240,  
224/241, 245, 682, 683; 248/309.1; 361/679.3,  
361/679.56; 379/454, 455; 455/575.1, 575.6,  
455/575.7, 575.8, 575.9; 190/100; 206/305,  
206/320

See application file for complete search history.

(56) **References Cited**

**U.S. PATENT DOCUMENTS**

D606,549 S \* 12/2009 He ..... D14/480.7  
D623,180 S \* 9/2010 Diebel ..... D14/250  
D626,540 S \* 11/2010 Brown et al. .... D14/250

D643,029 S \* 8/2011 Feng ..... D14/250  
D647,519 S \* 10/2011 Rothbaum et al. .... D14/250  
D649,539 S \* 11/2011 Hong ..... D14/250  
D653,202 S \* 1/2012 Hasbrook et al. .... D13/103  
D654,068 S \* 2/2012 Monaco et al. .... D14/250

\* cited by examiner

*Primary Examiner* — Raphael Barkai

*Assistant Examiner* — Randall Gholson

(74) *Attorney, Agent, or Firm* — Laurence A. Greenberg;  
Werner H. Sterner; Ralph E. Locher


(57) **CLAIM**

The ornamental design for a mobile telephone or portable digital player case having interchangeable panels, as shown and described.

**DESCRIPTION**

FIG. 1 is a diagrammatic, front-elevational view of a case according to the invention, in which a device, such as a mobile telephone or portable digital media player, is disposed; FIGS. 2-6 are respective right side-elevational, rear-elevational, left side-elevational, bottom-plan and top-plan views thereof, having a plain rear panel; FIG. 7 is a rear-perspective view thereof having the plain rear panel; FIG. 8 is a front-perspective view thereof; and, FIG. 9 is an exploded, rear-perspective view thereof without a device disposed therein. In the drawings, the broken lines show details that form no part of the claim.

**1 Claim, 3 Drawing Sheets**



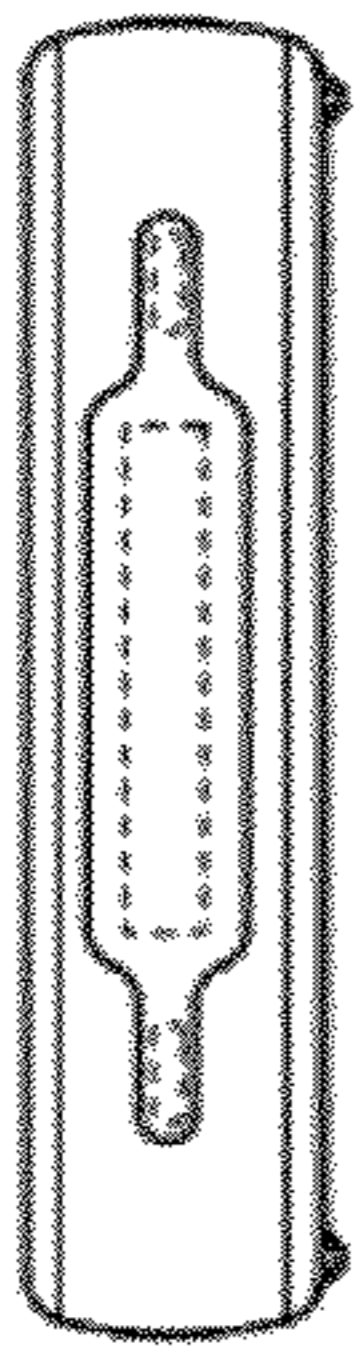


FIG. 6




FIG. 1




FIG. 4

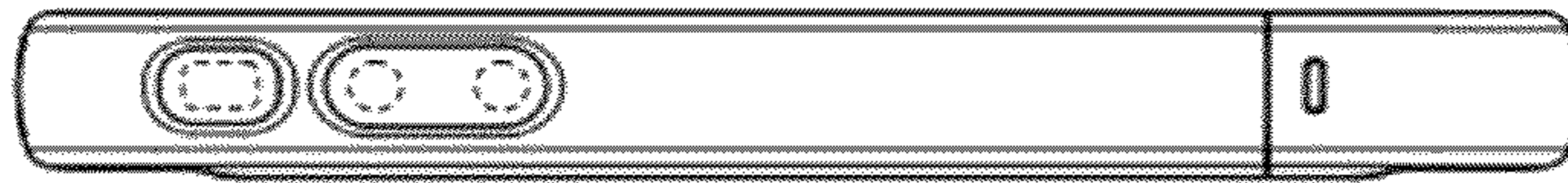


FIG. 2




FIG. 3

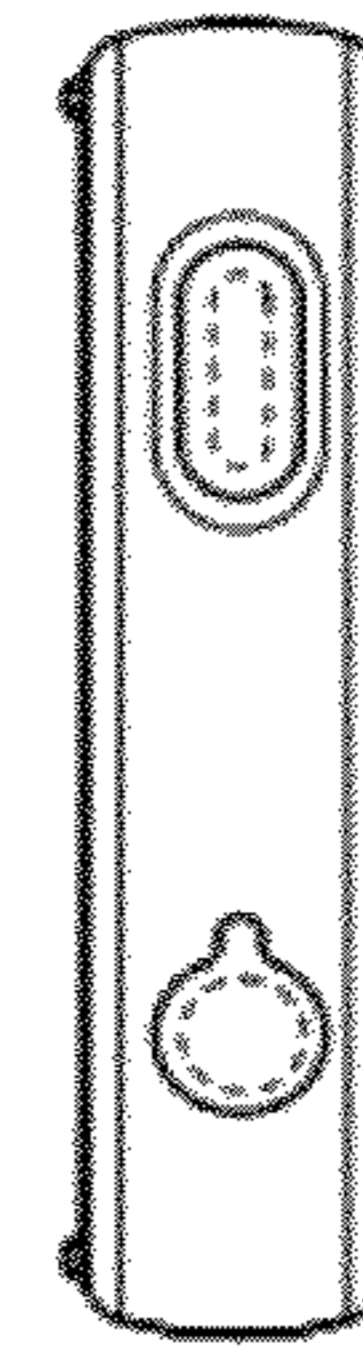


FIG. 5

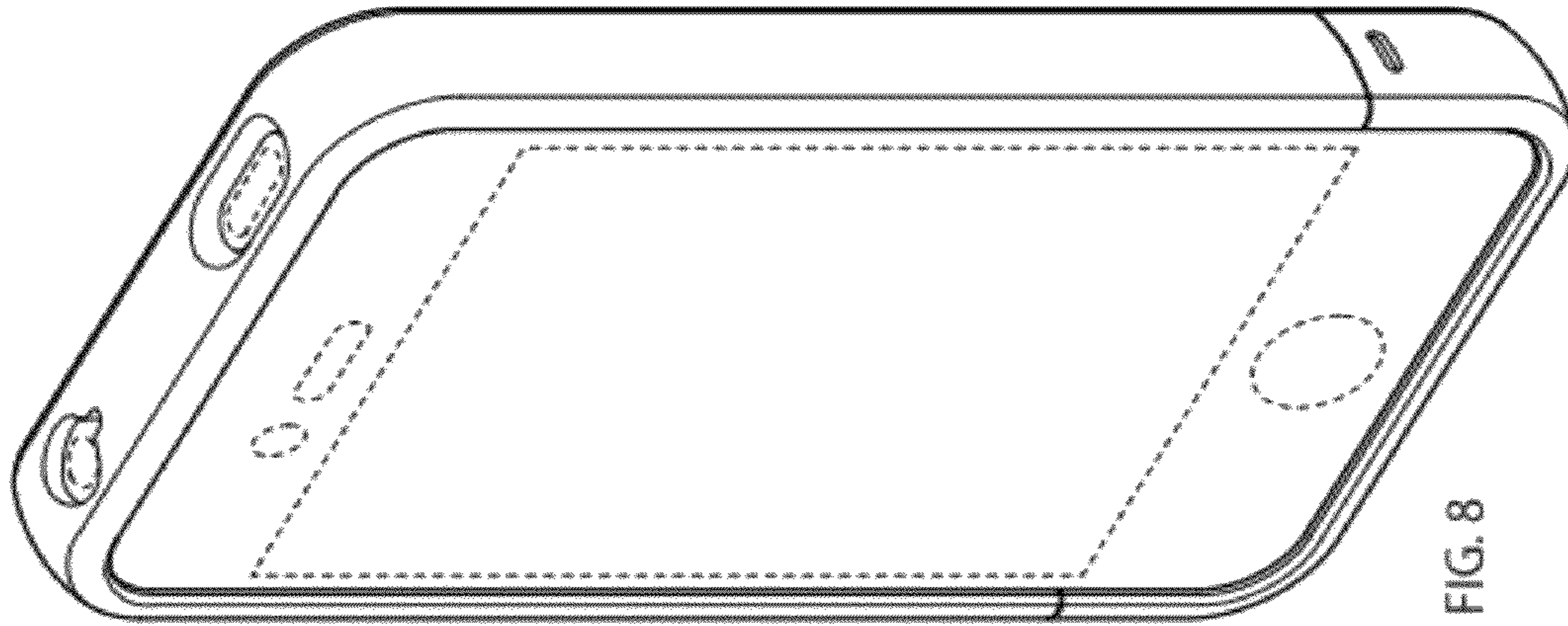


FIG. 8




FIG. 7




FIG. 9