

US00D662910S

(12) **United States Design Patent**
Warden

(10) **Patent No.:** **US D662,910 S**
(45) **Date of Patent:** **** Jul. 3, 2012**

(54) **AMPLIFIER**

(75) Inventor: **Robert A. Warden**, Southborough, MA (US)

(73) Assignee: **Bose Corporation**, Framingham, MA (US)

(**) Term: **14 Years**

(21) Appl. No.: **29/393,900**

(22) Filed: **Jun. 10, 2011**

(51) **LOC (9) Cl.** **14-03**

(52) **U.S. Cl.** **D14/188**

(58) **Field of Classification Search** D14/188,
D14/197, 217, 257, 258, 265, 496, 162, 167-169,
D14/175, 194, 215; 455/344-351; 330/1 R,
330/3, 4, 250; 381/86, 120

See application file for complete search history.

(56) **References Cited**

U.S. PATENT DOCUMENTS

D370,677 S *	6/1996	Olson	D14/188
D386,174 S *	11/1997	Boyd et al.	D14/125
D441,375 S *	5/2001	Hisatsune et al.	D14/496
D485,541 S *	1/2004	Asai	D14/505
D521,000 S *	5/2006	Sanefuji	D14/356
D546,785 S *	7/2007	Mathews et al.	D14/125
D547,287 S *	7/2007	Yuyama	D14/506
D559,208 S *	1/2008	Yoshino et al.	D14/125
D562,277 S *	2/2008	Zhang	D14/506
D570,330 S *	6/2008	Tejima	D14/188
D578,505 S *	10/2008	Tejima et al.	D14/188
D601,980 S *	10/2009	Ogawa	D14/125
D639,824 S *	6/2011	Usami et al.	D14/505

OTHER PUBLICATIONS

Bose FreeSpace DXA 2120 Digital Mixer / Amplifier, publication date Dec. 31, 2007.

Bose ControlSpace Engineered Sound Processor, publication date Dec. 31, 2008.

Bose 4400 Business Music System, publication date Dec. 31, 2007.

Bose Panaray SystemDigital Controller II, publication date Dec. 31, 2009.

* cited by examiner

Primary Examiner — Stella Reid

Assistant Examiner — Keli L Hill

(57) **CLAIM**

The ornamental design for an amplifier, substantially as shown and described.

DESCRIPTION

FIG. 1 is a perspective view of an amplifier as seen from the front, top and left side;

FIG. 2 is a front view thereof;

FIG. 3 is a back view thereof;

FIG. 4 is a right side thereof;

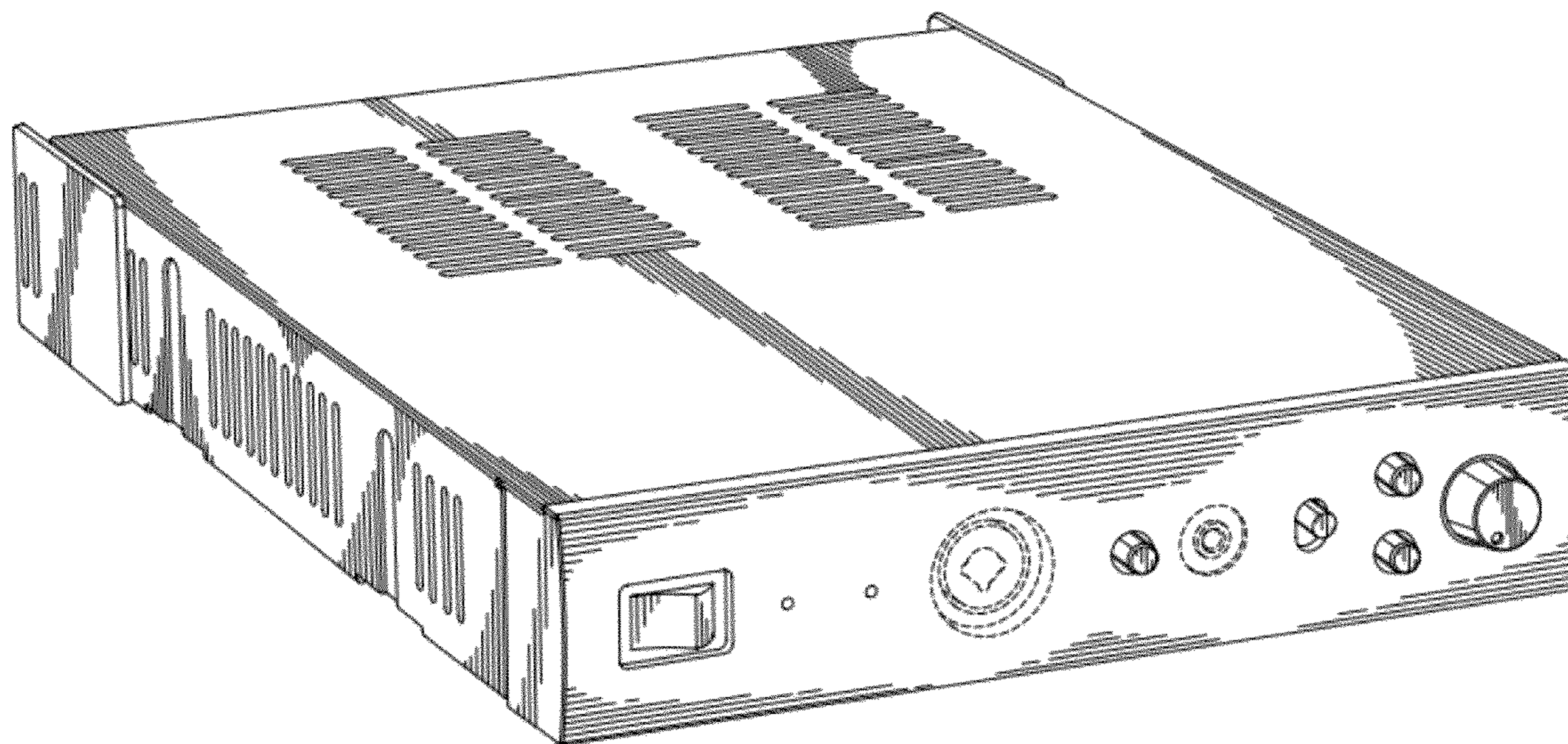
FIG. 5 is a left side view thereof;

FIG. 6 is a top view thereof; and,

FIG. 7 is a bottom view thereof.

The dotted line portions of the drawings represent environmental structure only and do not form part of the claimed design.

1 Claim, 6 Drawing Sheets



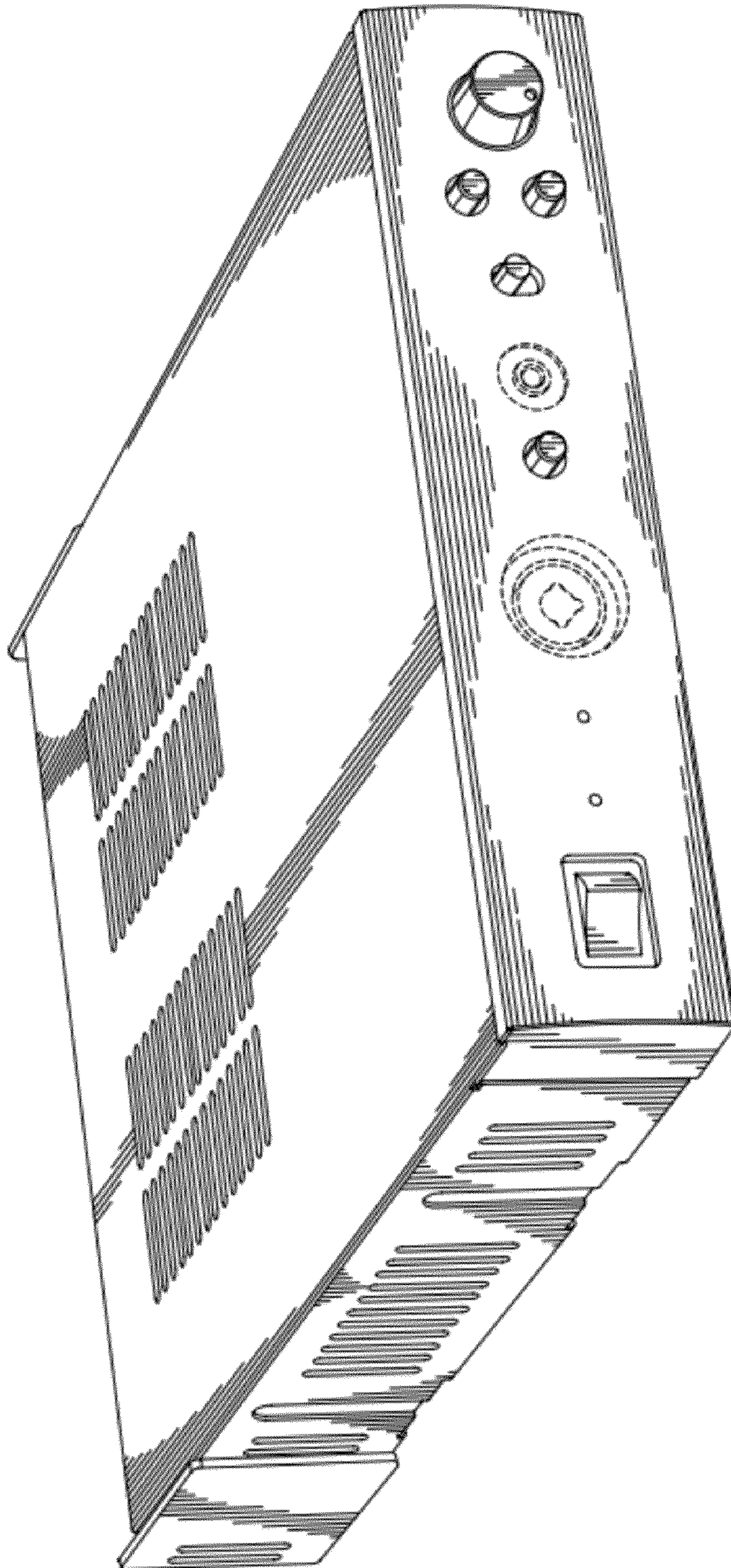


FIG. 1

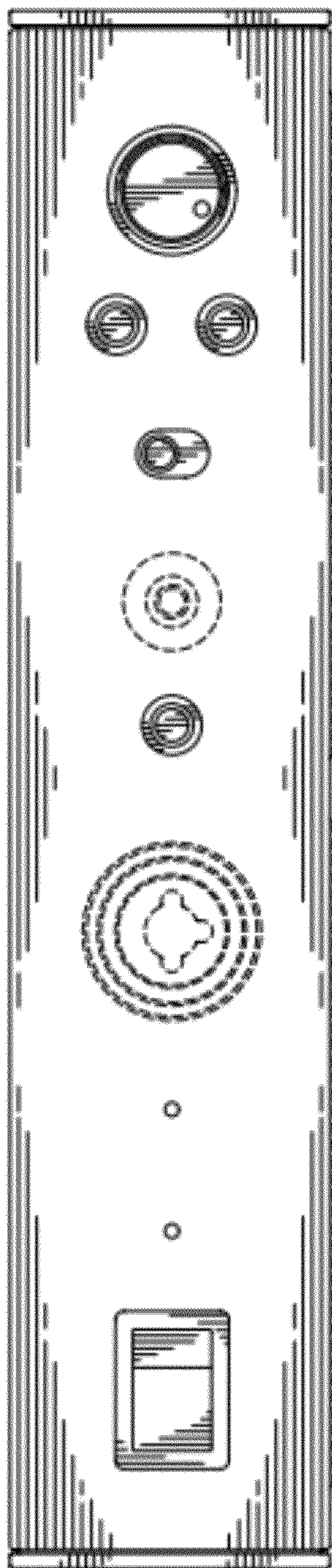


FIG. 2

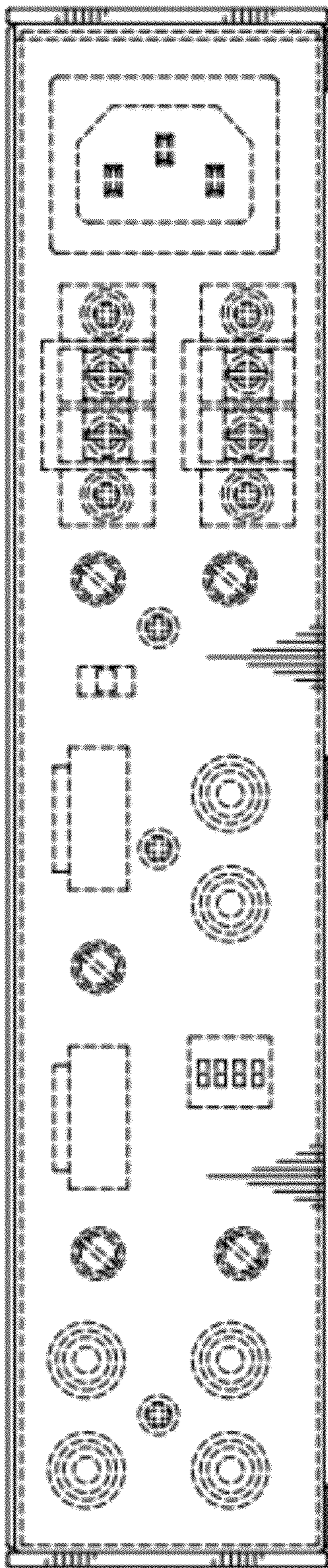


FIG. 3




FIG. 4




FIG. 5

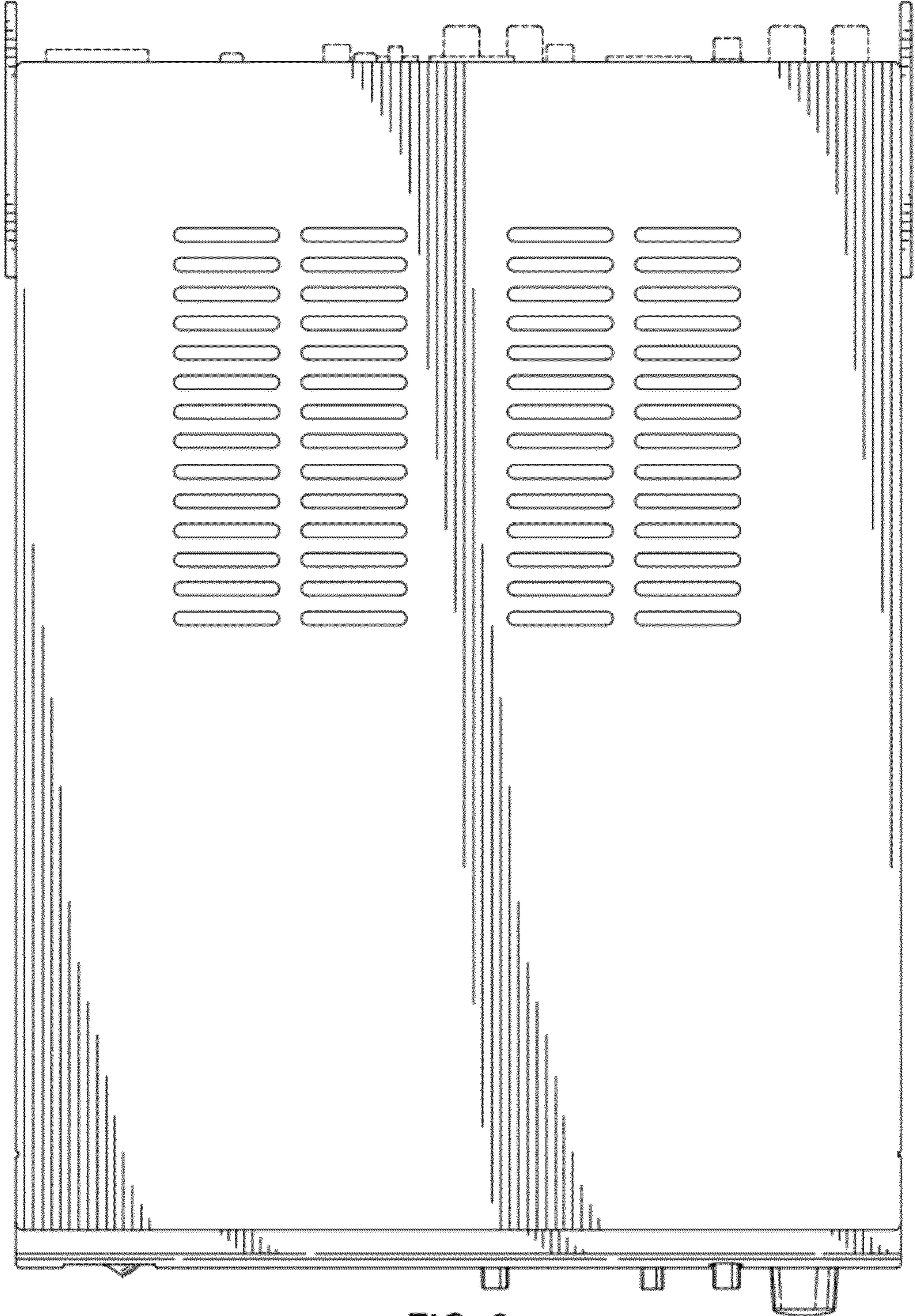


FIG. 6

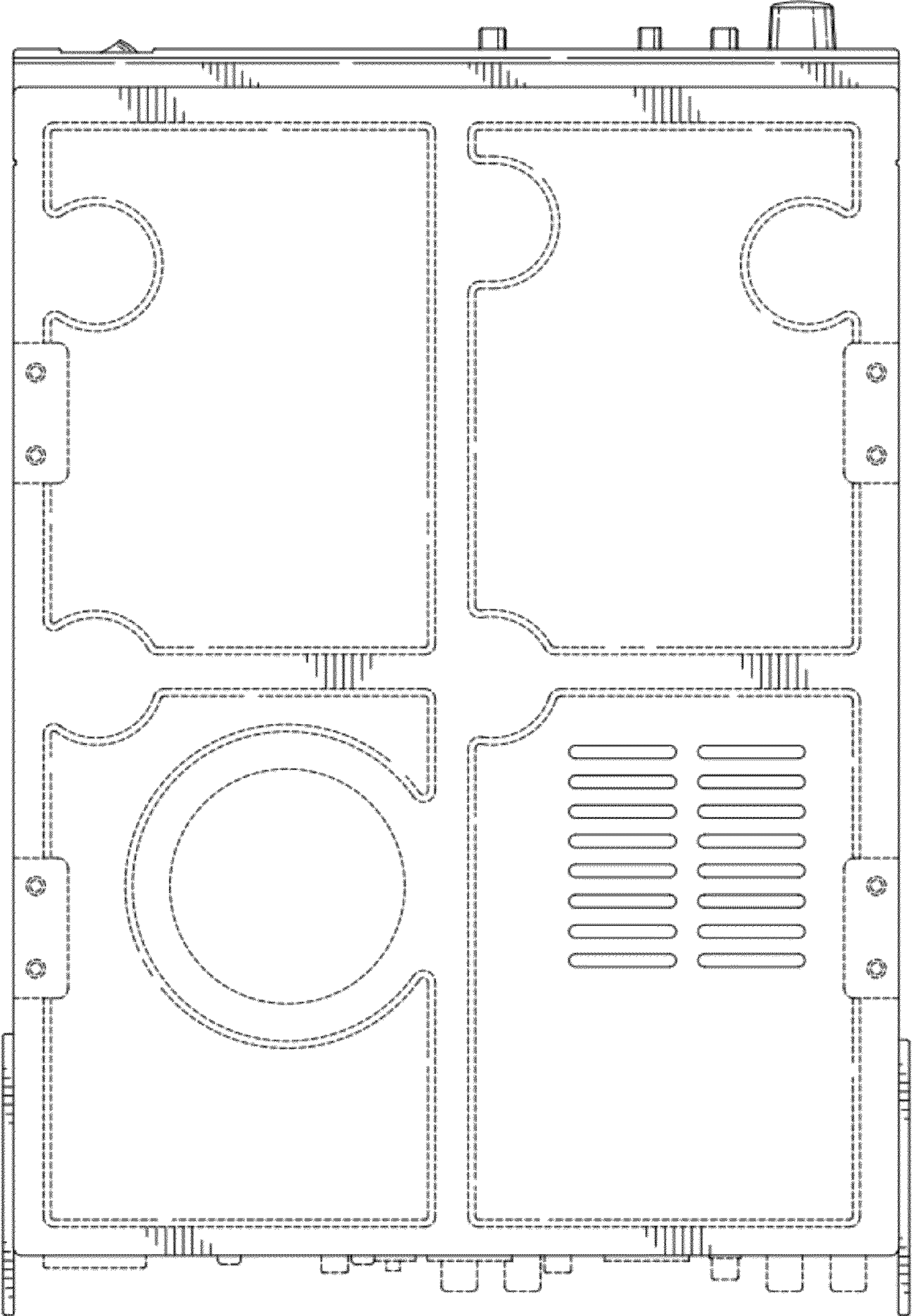


FIG. 7