

US00D662898S

(12) **United States Design Patent**
Petroski

(10) **Patent No.:** **US D662,898 S**
(45) **Date of Patent:** **** Jul. 3, 2012**

(54) **HEAT SINK FOR LED LIGHT BULB**

(75) Inventor: **James T. Petroski**, Parma, OH (US)

(73) Assignee: **GrafTech International Holdings Inc.**,
Parma, OH (US)

(**) Term: **14 Years**

(21) Appl. No.: **29/388,102**

(22) Filed: **Mar. 24, 2011**

(51) **LOC (9) Cl.** **13-03**

(52) **U.S. Cl.** **D13/179**

(58) **Field of Classification Search** D13/179;
D26/2, 118; 257/706, 707, 718-722; 165/80.3,
165/104.26, 104.33, 122, 151, 185; 313/46,
313/315, 317; 315/52, 53, 56, 57, 58; 361/695,
361/697, 700, 702, 704, 709, 710, 711, 719;
362/294

See application file for complete search history.

(56) **References Cited**

U.S. PATENT DOCUMENTS

D473,529 S * 4/2003 Feinbloom D13/179
D481,688 S * 11/2003 Lee et al. D13/179

D530,683 S * 10/2006 Rivas et al. D13/179
7,156,157 B2 * 1/2007 Liu 165/80.3
D626,094 S * 10/2010 Alexander et al. D13/179
D651,738 S * 1/2012 Guercio et al. D26/138
8,087,456 B2 * 1/2012 Wei 165/185
8,092,054 B2 * 1/2012 Liu et al. 362/373
2002/0033249 A1 * 3/2002 Chuang 165/104.33
2002/0179290 A1 * 12/2002 Larson 165/104.33
2004/0200601 A1 * 10/2004 Bamford et al. 165/80.3
2008/0149305 A1 * 6/2008 Chen 165/80.3
2008/0175003 A1 * 7/2008 Tsou et al. 362/294
2009/0255658 A1 * 10/2009 Shen 165/185
2009/0308575 A1 * 12/2009 Yao 165/80.3
2010/0026158 A1 * 2/2010 Wu 313/46
2010/0276118 A1 * 11/2010 Lin 165/104.26

* cited by examiner

Primary Examiner — Selina Sikder

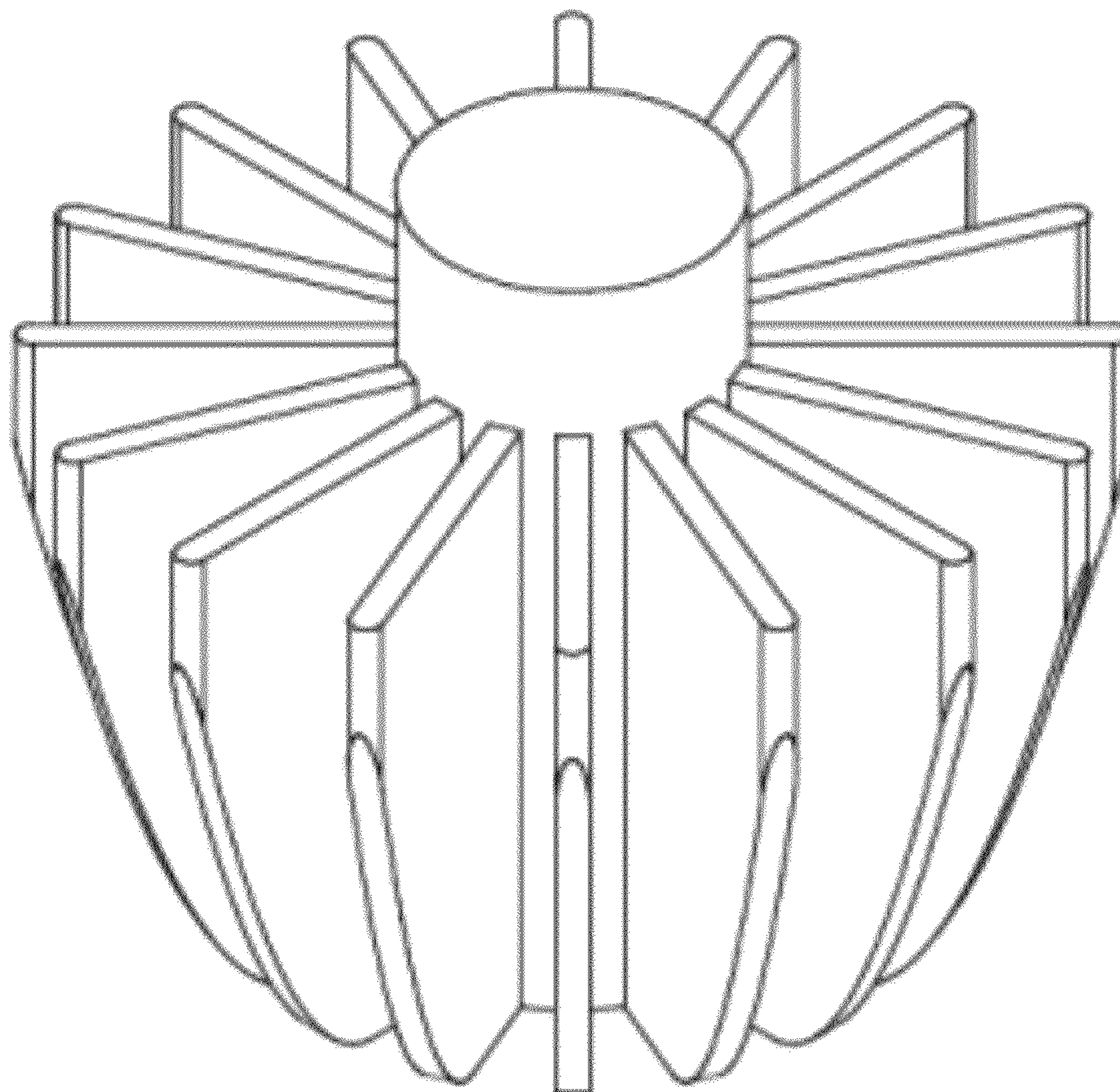
(57) **CLAIM**

The ornamental design of a heat sink for an LED light bulb, as shown and described.

DESCRIPTION

FIG. 1 is a perspective view of a heat sink for an LED light bulb showing our design;
FIG. 2 is a front view thereof;
FIG. 3 is a top view thereof; and,
FIG. 4 is a bottom view thereof.

1 Claim, 1 Drawing Sheet



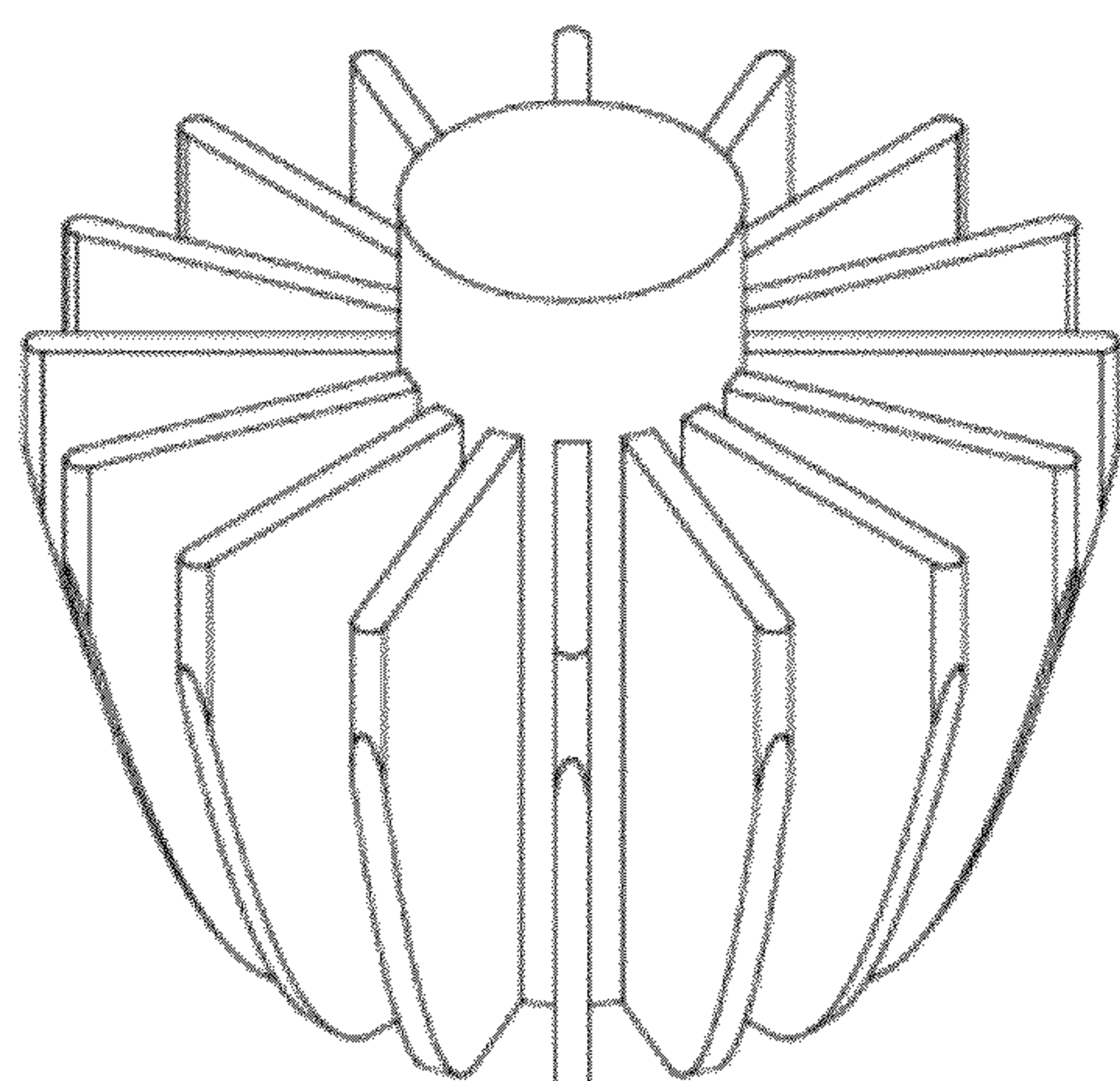


FIG. 1

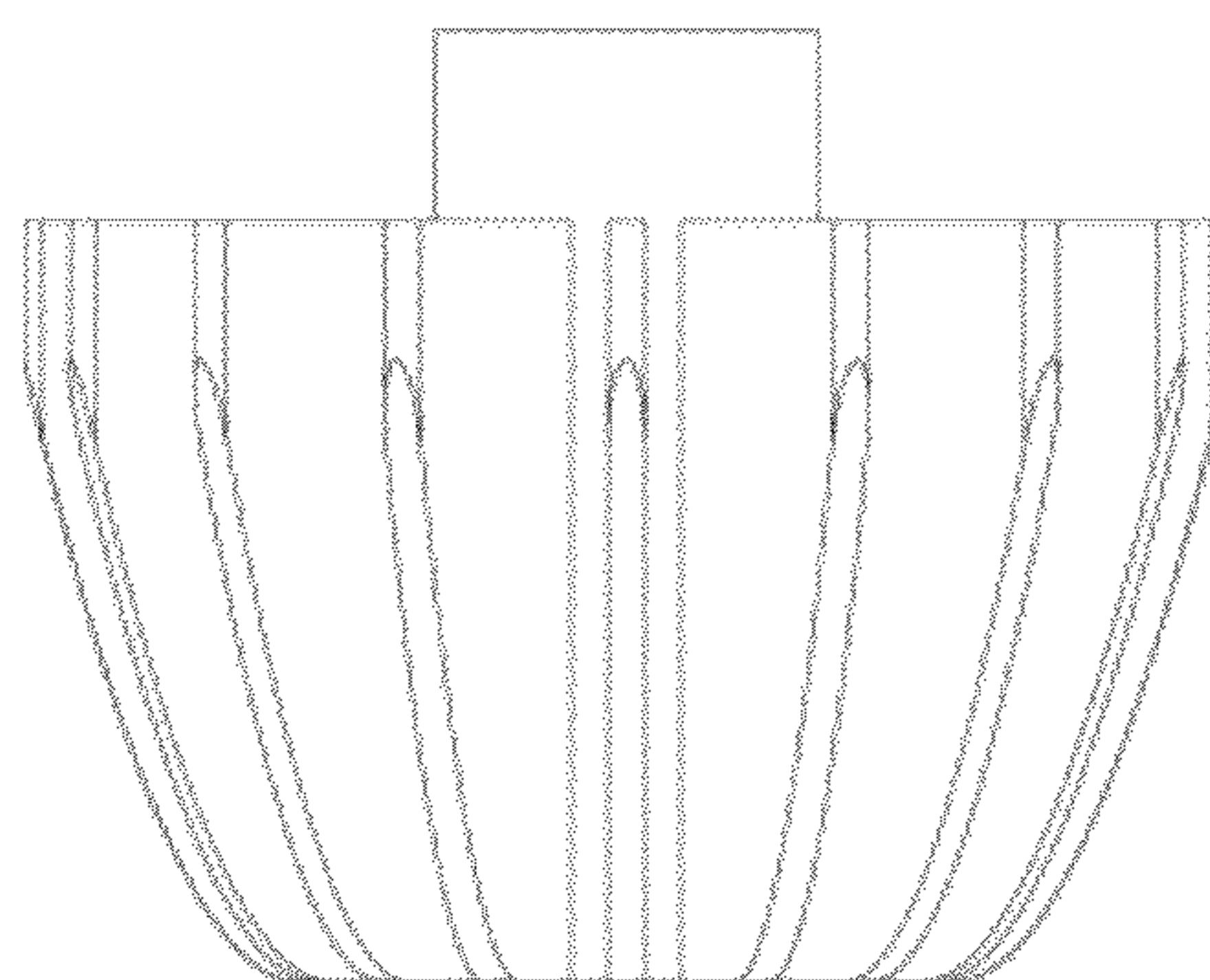


FIG. 2




FIG. 3

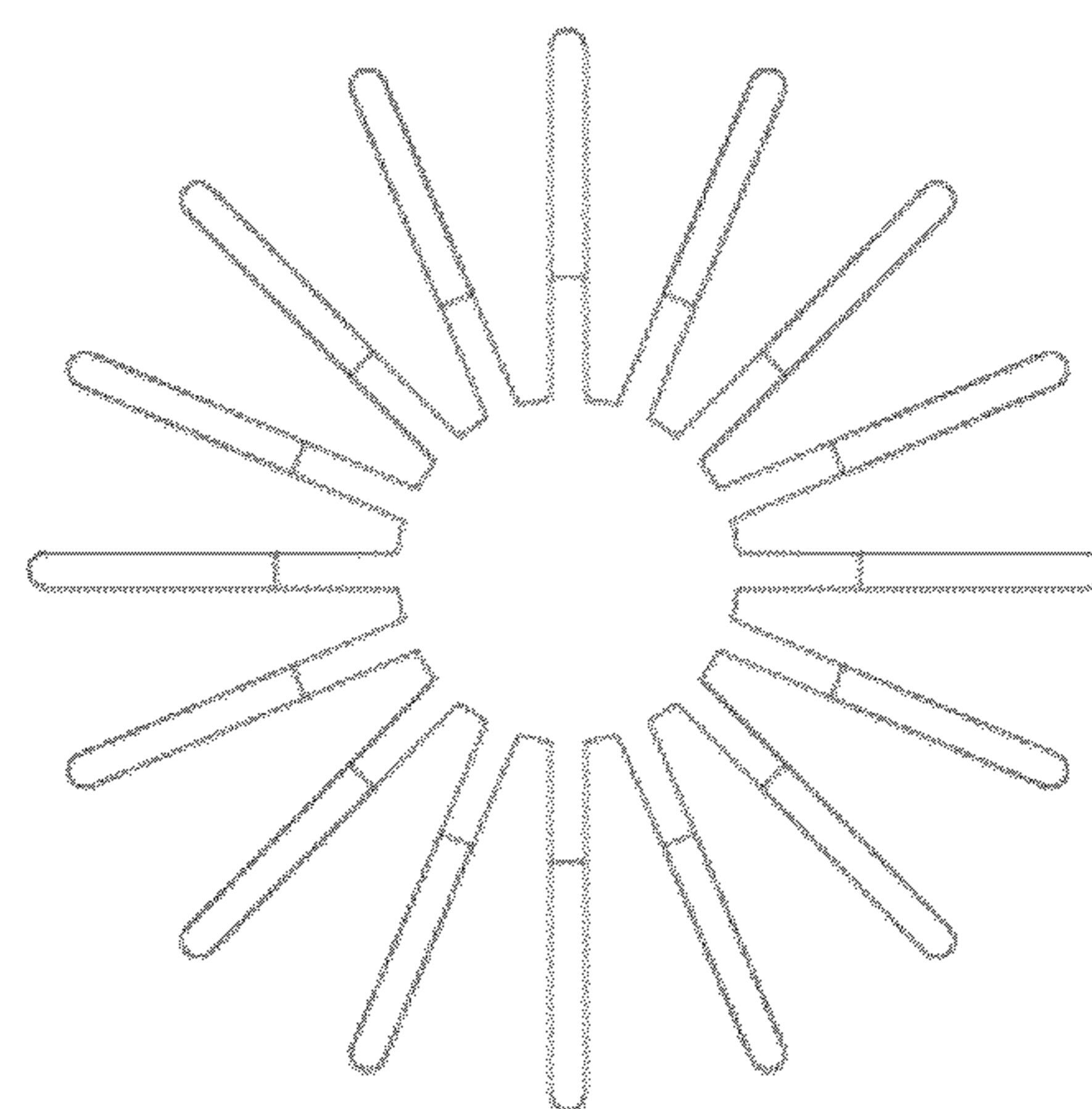


FIG. 4