

US00D662897S

(12) **United States Design Patent**
Desalis et al.

(10) **Patent No.:** **US D662,897 S**
(45) **Date of Patent:** **** Jul. 3, 2012**

(54) **HEAT SINK**

(75) Inventors: **Andre Desalis**, Pasadena, CA (US);
Christopher Gennuso, Palmdale, CA (US)

(73) Assignee: **Technicolor S.A.**, Issy-les Moulineaux Cedex (FR)

(**) Term: **14 Years**

(21) Appl. No.: **29/382,474**

(22) Filed: **Jan. 4, 2011**

(51) **LOC (9) Cl.** **13-03**

(52) **U.S. Cl.** **D13/179**

(58) **Field of Classification Search** D13/179;
165/80.3, 104.26, 104.33, 122, 151, 185;
257/706, 707, 718-722; 361/695, 697, 700,
361/702, 704, 709, 710, 711, 719
See application file for complete search history.

(56) **References Cited**

U.S. PATENT DOCUMENTS

D348,252 S *	6/1994	Mizunashi et al.	D13/179
6,196,302 B1 *	3/2001	Chuang	165/122
6,367,543 B1 *	4/2002	Calaman et al.	165/80.4
D479,828 S *	9/2003	Dugas	D13/179
D543,953 S *	6/2007	Dugas et al.	D13/179
D586,763 S *	2/2009	Hua et al.	D13/179

D597,497 S *	8/2009	Chen et al.	D13/179
D601,515 S *	10/2009	Meyer et al.	D13/179
2009/0151900 A1 *	6/2009	Huang	165/80.3
2009/0314474 A1 *	12/2009	Kimbara et al.	165/104.33
2010/0326631 A1 *	12/2010	Hou	165/104.26
2011/0011565 A1 *	1/2011	Hou et al.	165/104.26

* cited by examiner

Primary Examiner — Selina Sikder

(74) *Attorney, Agent, or Firm* — Rader, Fishman & Grauer, PLLC

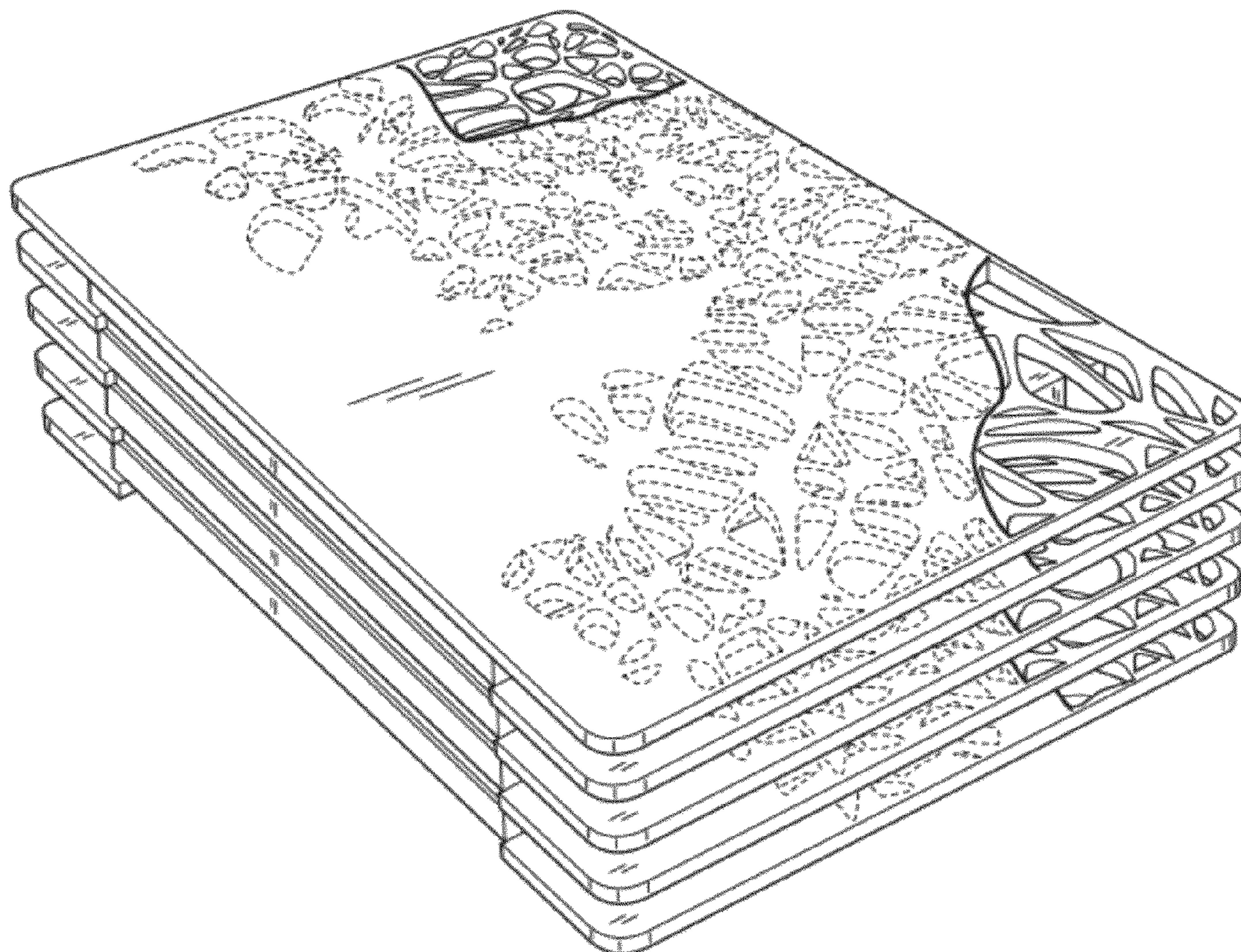
(57) **CLAIM**

The ornamental design for a heat sink, as shown and described.

DESCRIPTION

FIG. 1 is a perspective view of a heat sink, taken from the right forward side;
FIG. 2 is a top plan view of the heat sink of FIG. 1;
FIG. 3 is a bottom plan view of the heat sink of FIG. 1;
FIG. 4 is a front elevational view of the heat sink of FIG. 1, the rear elevation view being a mirror image thereof; and,
FIG. 5 is a side elevational view of the heat sink of FIG. 1, the opposite side being a mirror image thereof.
Portions of FIGS. 1-5 that are shown as broken lines are for illustrative purposes only and form no part of the claimed design.

1 Claim, 3 Drawing Sheets



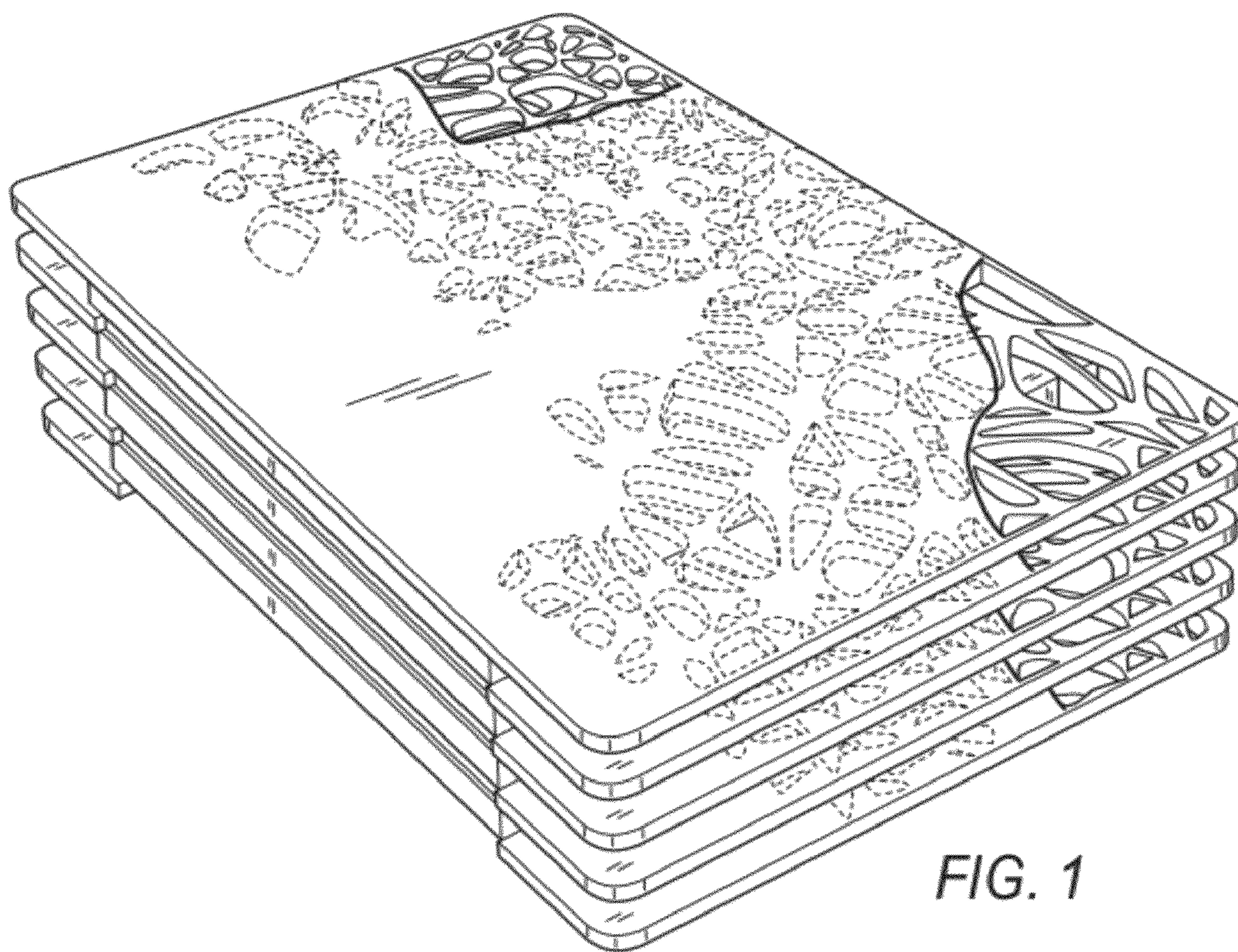


FIG. 1



FIG. 2




FIG. 3

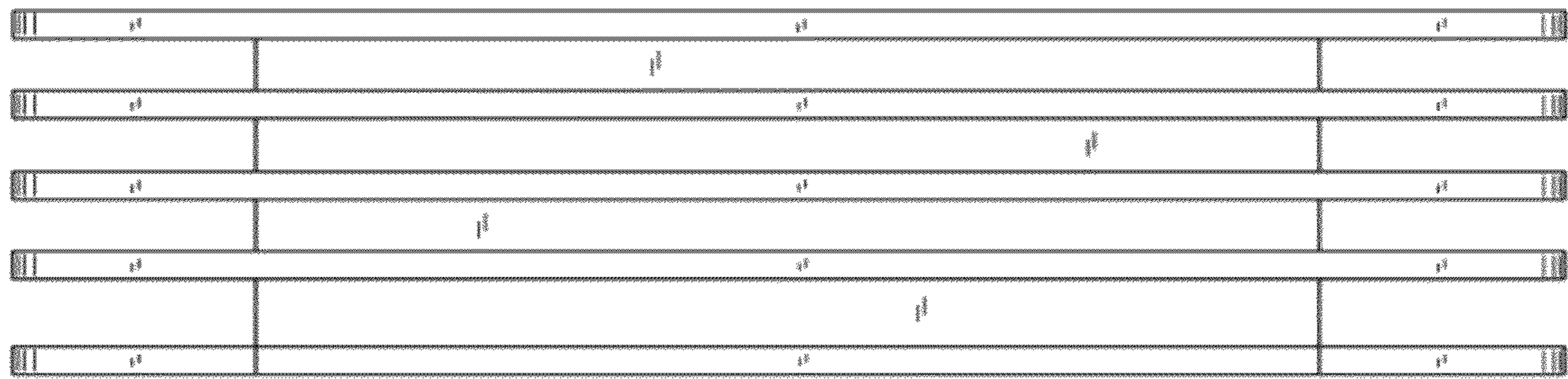


FIG. 4

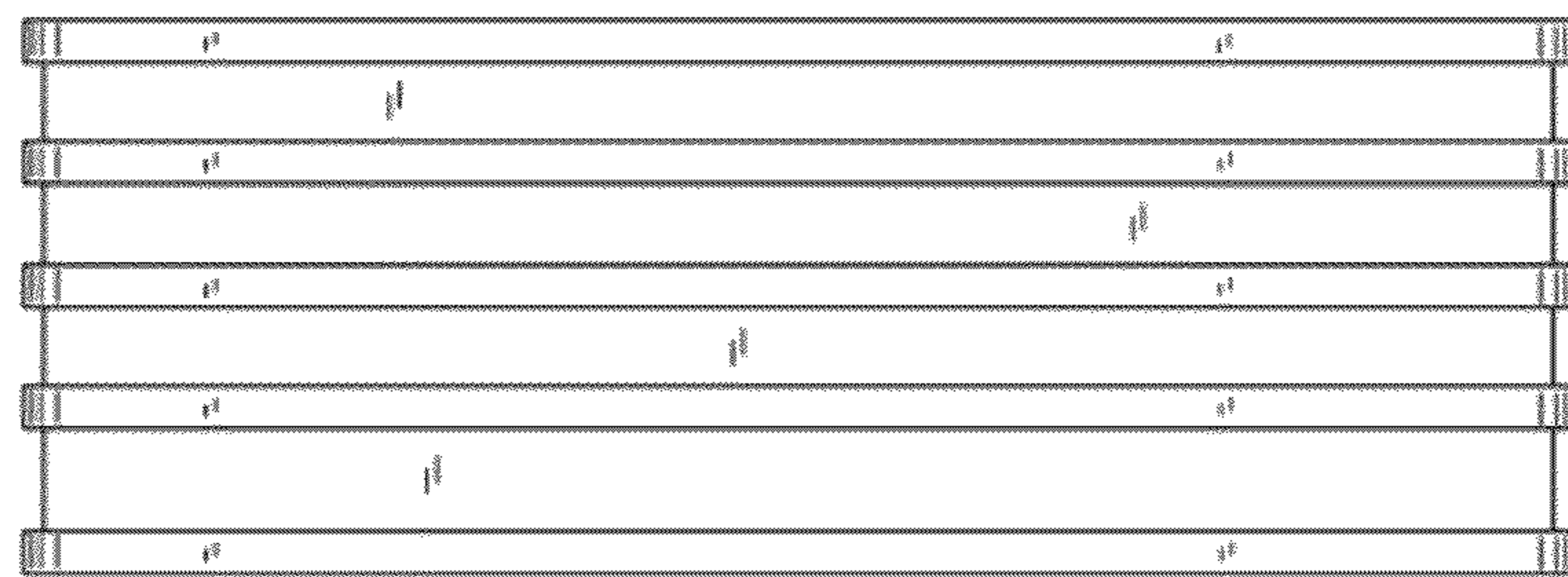


FIG. 5