

US00D662868S

(12) **United States Design Patent**  
**Furst et al.**

(10) **Patent No.:** **US D662,868 S**

(45) **Date of Patent:** **\*\* Jul. 3, 2012**

(54) **WHEEL**

(75) Inventors: **Michael Furst**, Venice, CA (US); **Jesus Armando Chavez**, Huntington Beach, CA (US)

(73) Assignee: **Honda Motor Co., Ltd.**, Tokyo (JP)

(\*\*) Term: **14 Years**

(21) Appl. No.: **29/375,375**

(22) Filed: **Sep. 21, 2010**

(51) **LOC (9) Cl.** ..... **12-16**

(52) **U.S. Cl.** ..... **D12/209**

(58) **Field of Classification Search** ..... D12/204–213;  
301/37.101, 64.101, 65, 64.201  
See application file for complete search history.

(56) **References Cited**

**U.S. PATENT DOCUMENTS**

D402,252 S	*	12/1998	Kulla	.....	D12/211
D412,693 S	*	8/1999	Kulla	.....	D12/211
D466,067 S	*	11/2002	Muzzarelli	.....	D12/211
D487,242 S	*	3/2004	Lecher et al.	.....	D12/211
D508,671 S	*	8/2005	Baum	.....	D12/209
D510,719 S	*	10/2005	Noble	.....	D12/211
D513,221 S	*	12/2005	Pfeiffer	.....	D12/211
D524,712 S	*	7/2006	Pfeiffer	.....	D12/211
D525,577 S	*	7/2006	Laengerer	.....	D12/211

D526,268 S	*	8/2006	Pfeiffer	.....	D12/211
D536,294 S	*	2/2007	Laengerer	.....	D12/211
D554,034 S	*	10/2007	Madden	.....	D12/209
D576,534 S	*	9/2008	Pfeiffer	.....	D12/209
D589,425 S	*	3/2009	Theiss	.....	D12/209
D597,917 S	*	8/2009	Chung	.....	D12/209
D599,267 S	*	9/2009	Morgenstern et al.	.....	D12/211
D615,916 S	*	5/2010	Leone	.....	D12/211
D619,072 S	*	7/2010	Gallert	.....	D12/211
D620,872 S	*	8/2010	Juergens et al.	.....	D12/211
D623,574 S	*	9/2010	Thompson	.....	D12/211
D624,476 S	*	9/2010	Goto et al.	.....	D12/209
D627,698 S	*	11/2010	Zhang	.....	D12/209
D636,319 S	*	4/2011	Toth	.....	D12/211
D643,793 S	*	8/2011	Juergens et al.	.....	D12/209

\* cited by examiner

*Primary Examiner* — Stacia Cadmus

(74) *Attorney, Agent, or Firm* — Plumsea Law Group, LLC;  
Mark E. Duell

(57) **CLAIM**



The ornamental design for a wheel, as shown and described.

**DESCRIPTION**

FIG. 1 is a perspective view of a wheel showing our new design; and,

FIG. 2 is an elevational view thereof.

**1 Claim, 2 Drawing Sheets**






FIG. 1




FIG. 2