



US00D662862S

(12) **United States Design Patent**
Schutz

(10) **Patent No.:** **US D662,862 S**
(45) **Date of Patent:** **** Jul. 3, 2012**

(54) **MOTORCYCLE FOOTREST WITH HEEL
RETAINER**

(76) Inventor: **Paul A. Schutz**, Worcester, MA (US)

(**) Term: **14 Years**

(21) Appl. No.: **29/397,104**

(22) Filed: **Jul. 12, 2011**

(51) **LOC (9) Cl.** **12-11**

(52) **U.S. Cl.** **D12/114**

(58) **Field of Classification Search** D12/114,
D12/122, 125, 203, 110; 280/288.4, 291,
280/163, 164.1, 164.2, 169, 304.3, 304.4;
74/478, 478.5, 560, 561, 562, 562.5, 564,
74/594.4-594.7; 296/75; 180/219, 220,
180/90.6

See application file for complete search history.

(56) **References Cited**

U.S. PATENT DOCUMENTS

598,325 A	2/1898	McIntyre
2,341,080 A	6/1941	Burkholder
3,047,088 A	1/1961	Murrell
2,994,365 A	8/1961	Ziegler
3,367,327 A	2/1968	Rybczynski
4,640,151 A	2/1987	Howell
4,735,107 A	4/1988	Winkie

(Continued)

FOREIGN PATENT DOCUMENTS

GB 139331 3/1920

OTHER PUBLICATIONS

J & P Cycles 2009 Parts & Accessories for your Harley-Davidson®
Motorcycle catalog. Floorboard Accessories and Heel and Boot
Guards on p. 854.*

Primary Examiner — Susan M Lee

Assistant Examiner — Linda G. Brooks

(74) *Attorney, Agent, or Firm* — O'Connell Law Firm

(57) **CLAIM**

The ornamental design for a motorcycle footrest with heel
retainer, as shown and described.

DESCRIPTION

FIG. 1 is a perspective view of a motorcycle footrest with heel
retainer showing my new design;

FIG. 2 is a top plan view of the motorcycle footrest with heel
retainer of FIG. 1;

FIG. 3 is a bottom plan view of the motorcycle footrest with
heel retainer of FIG. 1;

FIG. 4 is a view in left side elevation of the motorcycle
footrest with heel retainer of FIG. 1 with the view in right side
elevation being a mirror image thereof;

FIG. 5 is a view in front elevation of the motorcycle footrest
with heel retainer of FIG. 1;

FIG. 6 is a view in rear elevation of the motorcycle footrest
with heel retainer of FIG. 1;

FIG. 7 is a perspective view of an alternative motorcycle
footrest with heel retainer showing my design where the heel
retainer is integral to the base plate;

FIG. 8 is a top plan view of the motorcycle footrest with heel
retainer of FIG. 7;

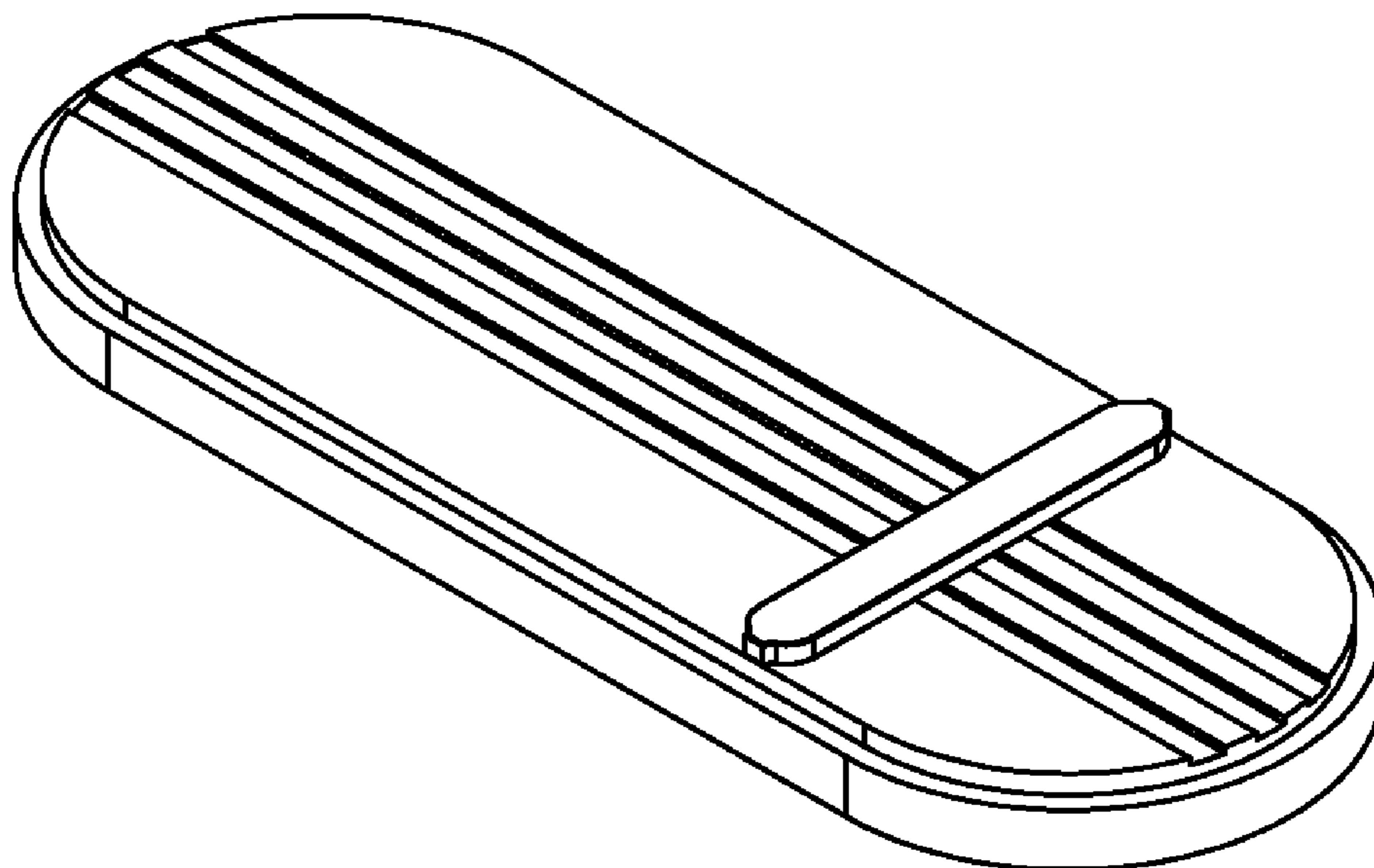
FIG. 9 is a bottom plan view of the motorcycle footrest with
heel retainer of FIG. 7;

FIG. 10 is a view in left side elevation of the motorcycle
footrest with heel retainer of FIG. 7 with the view in right side
elevation being a mirror image thereof;

FIG. 11 is a view in front elevation of the motorcycle footrest
with heel retainer of FIG. 7; and,

FIG. 12 is a view in rear elevation of the motorcycle footrest
with heel retainer of FIG. 7.

1 Claim, 2 Drawing Sheets



US D662,862 S

Page 2

U.S. PATENT DOCUMENTS

4,850,445	A	7/1989	Skinner				
5,172,538	A	12/1992	Luger				
D338,643	S *	8/1993	Fuller et al.	D12/114		
5,738,180	A *	4/1998	Hofmann et al.	180/291		
D416,831	S *	11/1999	Negri	D12/114		
6,893,038	B2	5/2005	Egan				
6,925,786	B2	8/2005	Sjosward				
7,017,932	B1 *	3/2006	Miles	280/291		
D519,886	S *	5/2006	Colano	D12/114		
7,114,739	B2 *	10/2006	Colano	280/291		
7,121,571	B2	10/2006	Savage et al.				
2005/0241547	A1	11/2005	Colano				

* cited by examiner

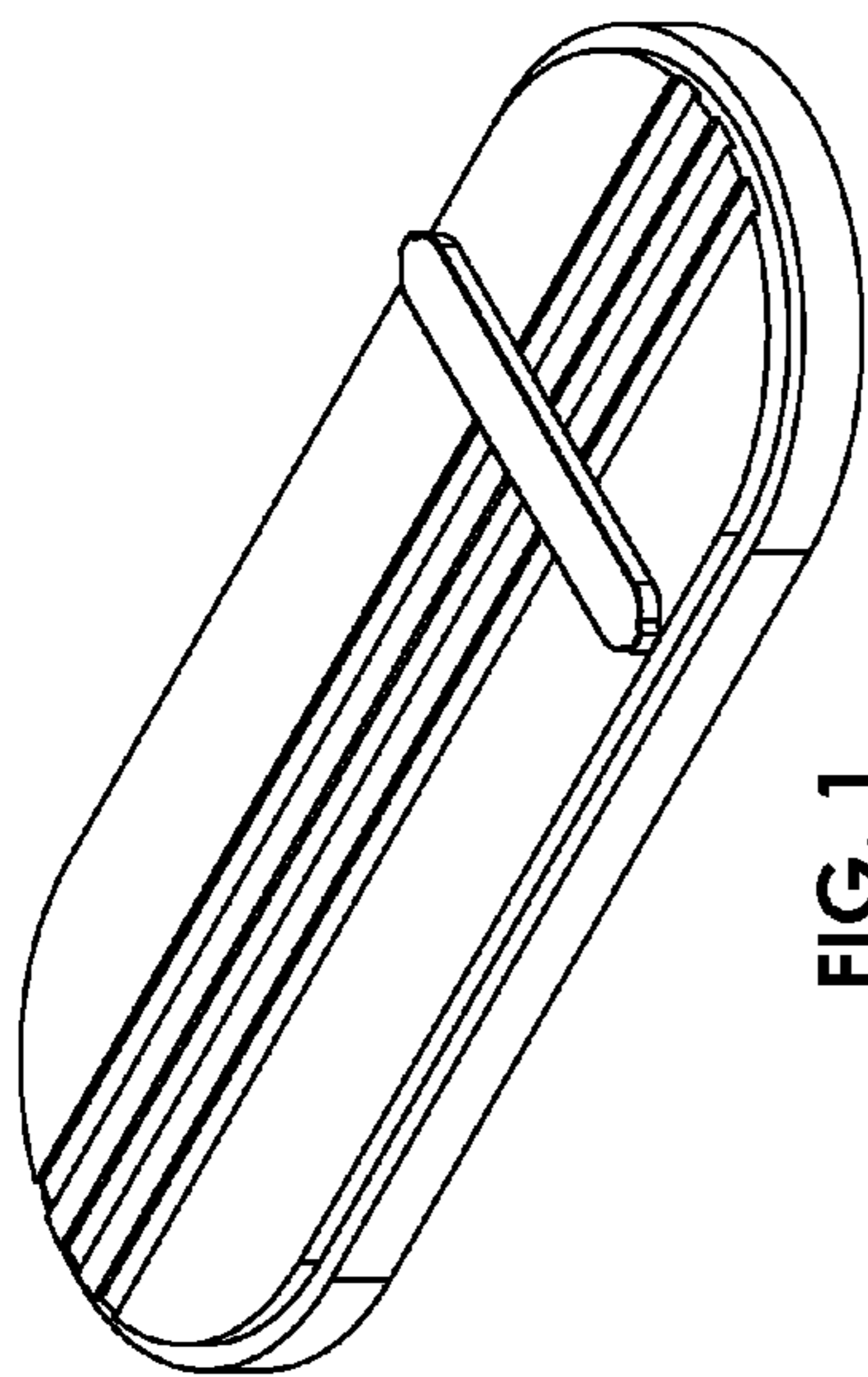


FIG. 1



FIG. 5




FIG. 3

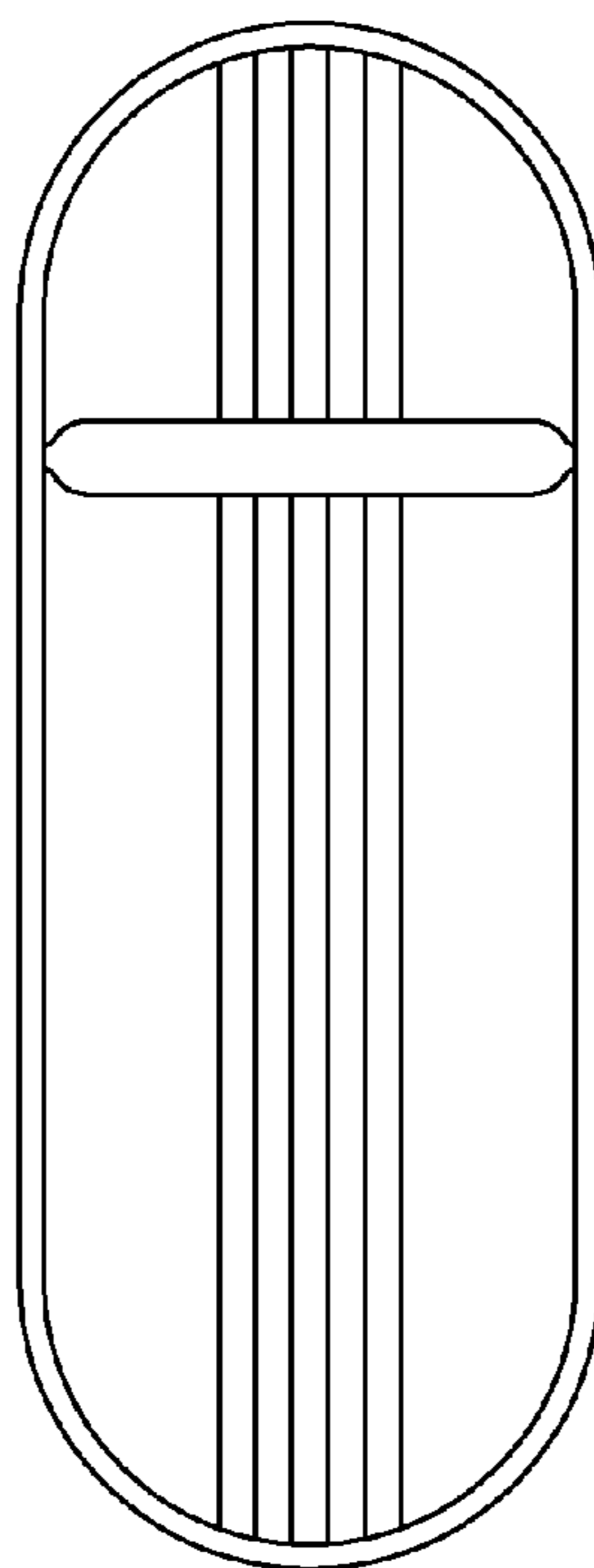


FIG. 2

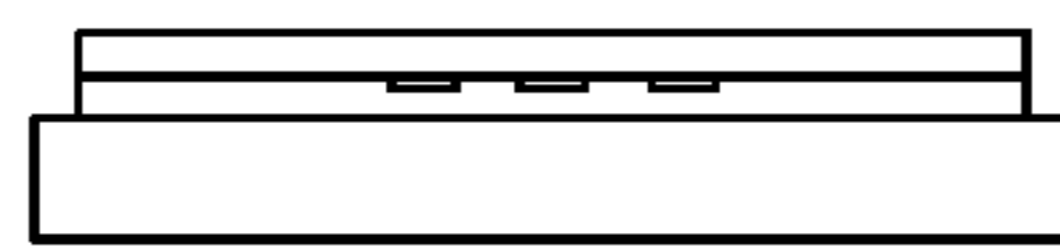


FIG. 6

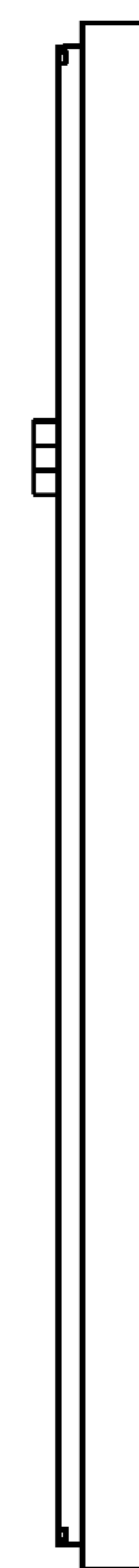


FIG. 4

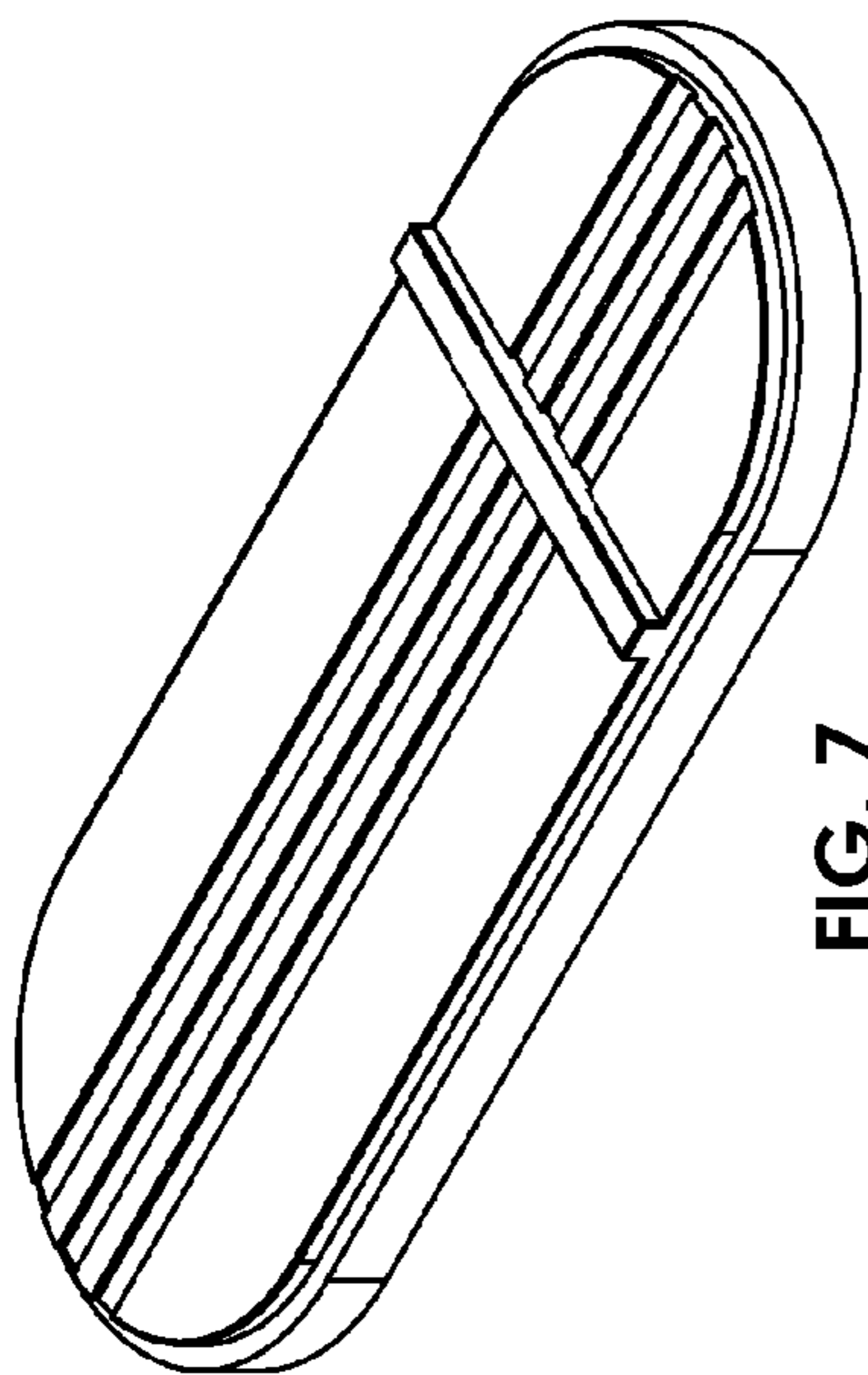


FIG. 7




FIG. 9




FIG. 8

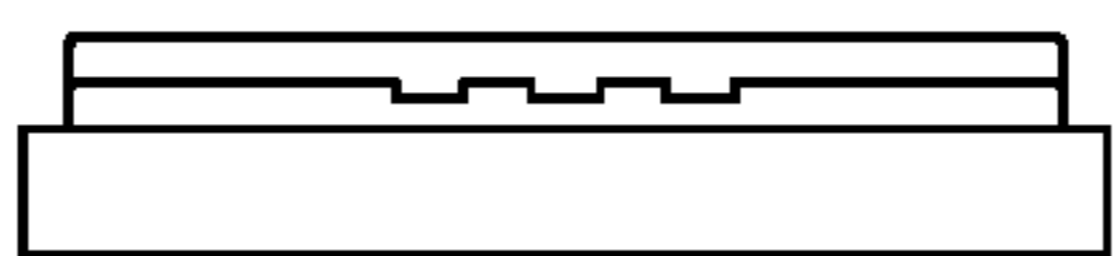


FIG. 12

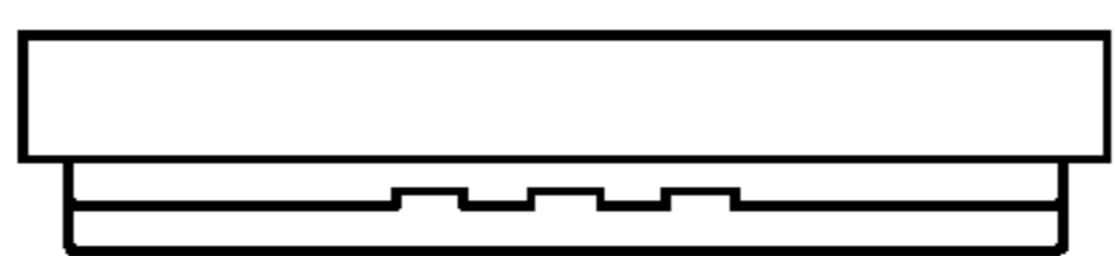


FIG. 11

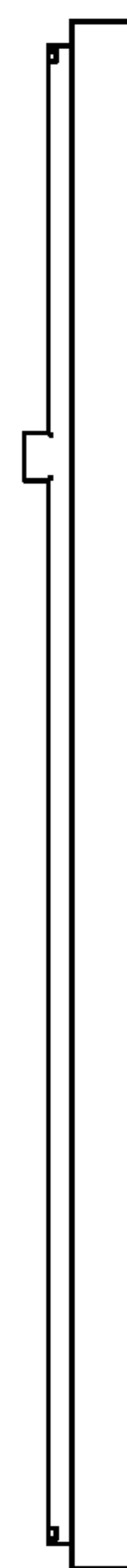


FIG. 10