



US00D662848S

(12) **United States Design Patent**
Ganz

(10) **Patent No.:** **US D662,848 S**

(45) **Date of Patent:** **** Jul. 3, 2012**

(54) **WATCH FACE**

(75) **Inventor:** **Steffen Ganz, Zell am See (AT)**

(73) **Assignee:** **Porsche Lizenz und
Handelsgesellschaft mbH & Co. KG
(DE)**

(**) **Term:** **14 Years**

(21) **Appl. No.:** **29/412,232**

(22) **Filed:** **Feb. 1, 2012**

(51) **LOC (9) Cl.** **10-07**

(52) **U.S. Cl.** **D10/126**

(58) **Field of Classification Search** D10/123-126,
D10/30-39; 368/80, 223, 228, 232, 281,
368/282

See application file for complete search history.

(56) **References Cited**

U.S. PATENT DOCUMENTS

4,623,261	A *	11/1986	Muto	368/80
D301,986	S *	7/1989	Hysek	D10/32
D322,411	S *	12/1991	Schneider	D10/39
5,220,541	A *	6/1993	Vuilleumier	368/88
D340,872	S *	11/1993	Schwarz	D10/39
5,282,179	A *	1/1994	Vuilleumier	368/28
D357,192	S *	4/1995	Schneider	D10/32
D358,101	S *	5/1995	Scheufele	D10/32
5,473,580	A *	12/1995	Gilomen et al.	368/28
D368,229	S *	3/1996	Crocco	D10/30
D413,071	S *	8/1999	Fichter	D10/39
D415,043	S *	10/1999	Fichter	D10/39
D447,700	S *	9/2001	Glauser	D10/32
6,310,835	B1 *	10/2001	Mantoan et al.	368/69
D474,118	S *	5/2003	Monachon	D10/32
6,570,823	B1 *	5/2003	Gilomen et al.	368/113
D490,719	S *	6/2004	Schoepfer	D10/32

D500,683	S *	1/2005	Sabarthes et al.	D10/39
D520,384	S *	5/2006	Scheufele	D10/39
D521,395	S *	5/2006	Slimane	D10/32
D526,923	S *	8/2006	Okaya	D10/126
D536,994	S *	2/2007	Sugisawa et al.	D10/31
D538,184	S *	3/2007	Scheufele	D10/39
D566,581	S *	4/2008	Giannini	D10/32
D568,769	S *	5/2008	Emch Ducommun	D10/32
D588,940	S *	3/2009	Kuchler	D10/32
D592,976	S *	5/2009	Kuchler	D10/32
D594,351	S *	6/2009	Tonohori	D10/32
D598,318	S *	8/2009	Behling	D10/126
D640,146	S *	6/2011	Tedeschi	D10/39

* cited by examiner

Primary Examiner — Lucy Lieberman

(74) *Attorney, Agent, or Firm* — Gerald E. Hespos; Michael J. Porco

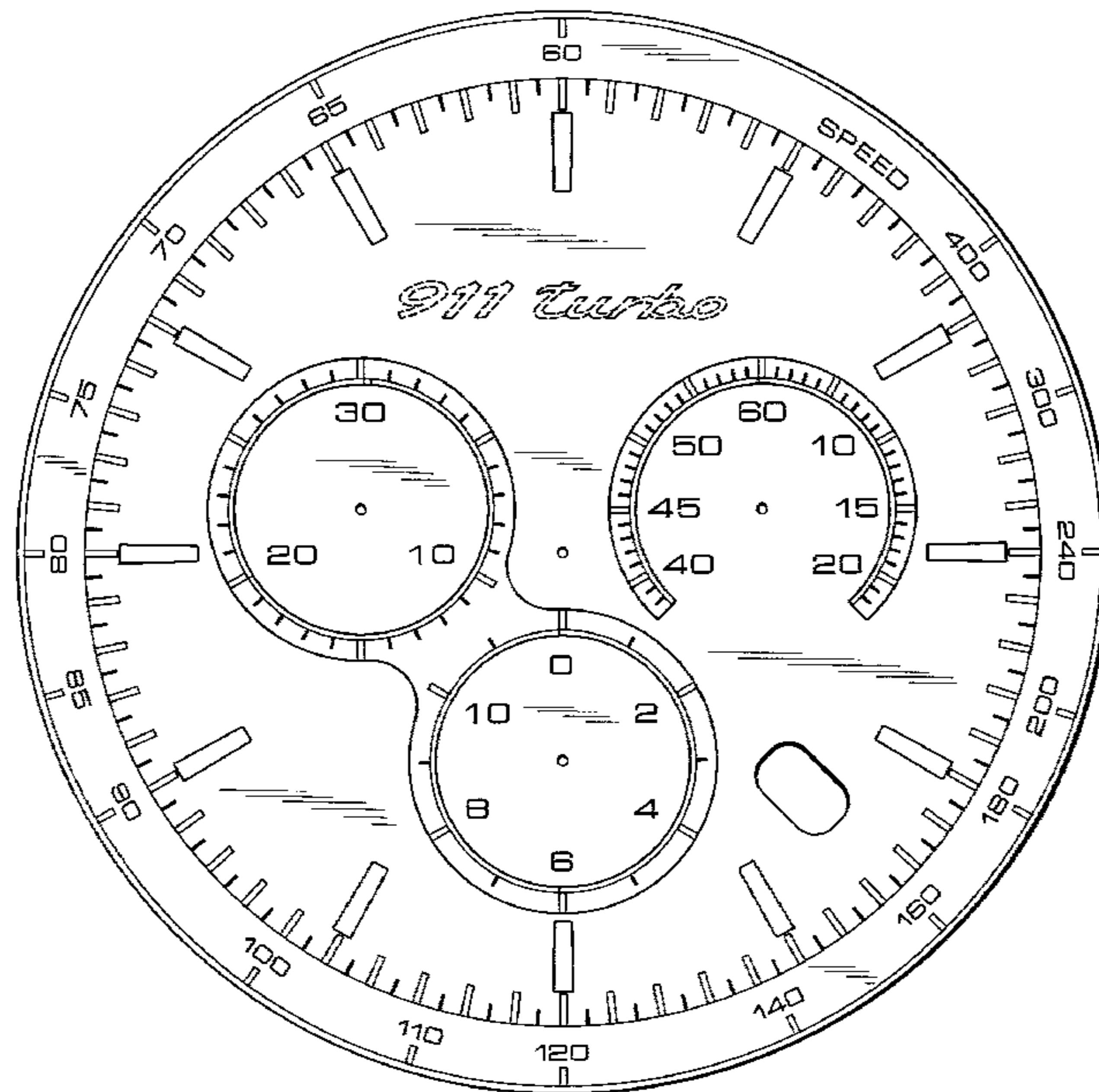
(57) **CLAIM**

The ornamental design for a watch face, as shown and described.

DESCRIPTION

FIG. 1 is a perspective view of a watch face in accordance with a first embodiment of my design;
 FIG. 2 is a top plan view of the watch face of FIG. 1;
 FIG. 3 is a side elevational view thereof; and,
 FIG. 4 is a top plan view similar to FIG. 2, but showing a watch face in accordance with a second embodiment of my design.
 The broken line in FIG. 3 is used to show a portion of the first embodiment that does not form part of the claimed design.
 The broken lines used to show writing in FIGS. 1, 2 and 4 are for illustrative purposes only and do not form part of the claimed design.

1 Claim, 3 Drawing Sheets



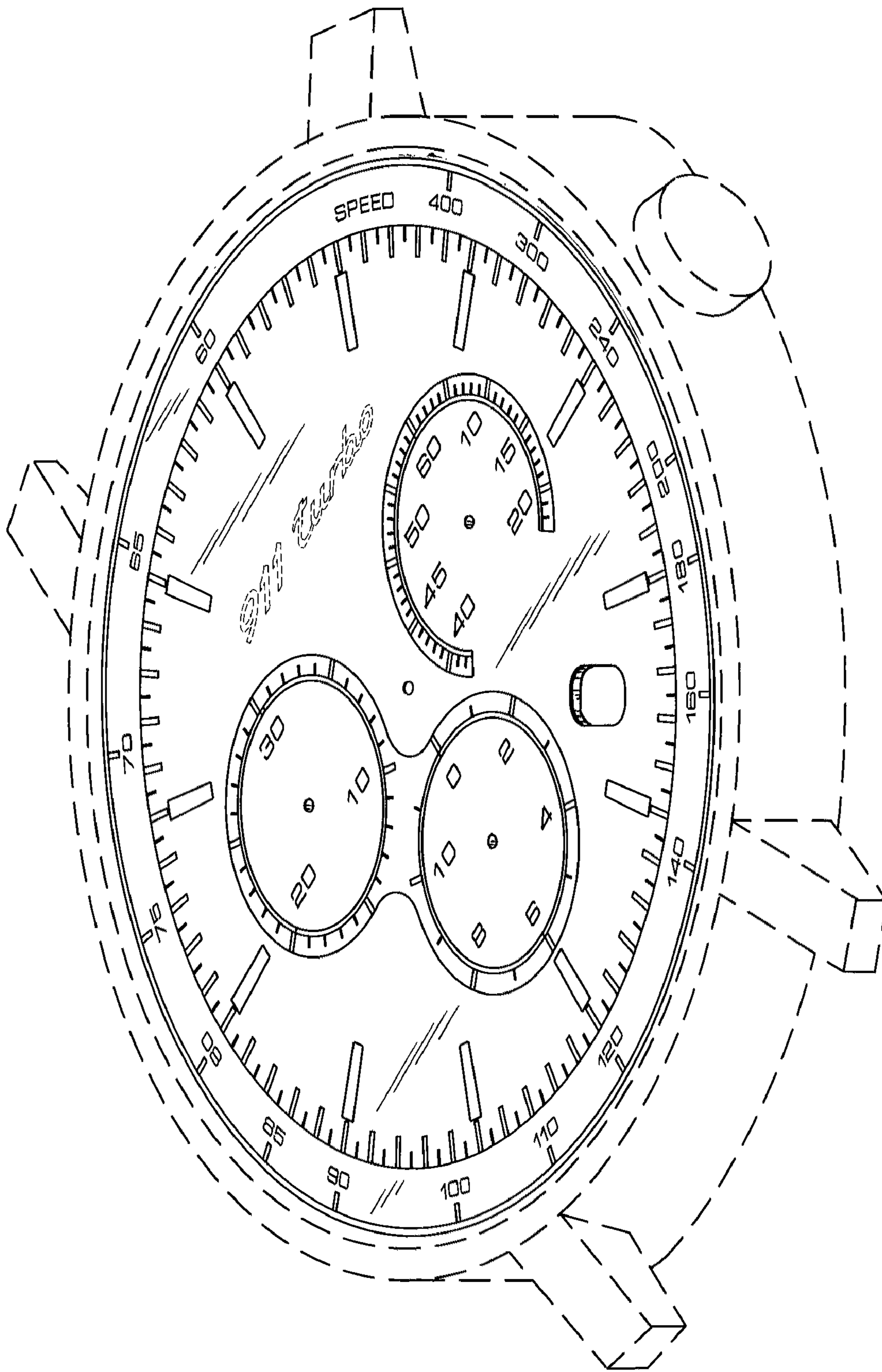


FIG.1

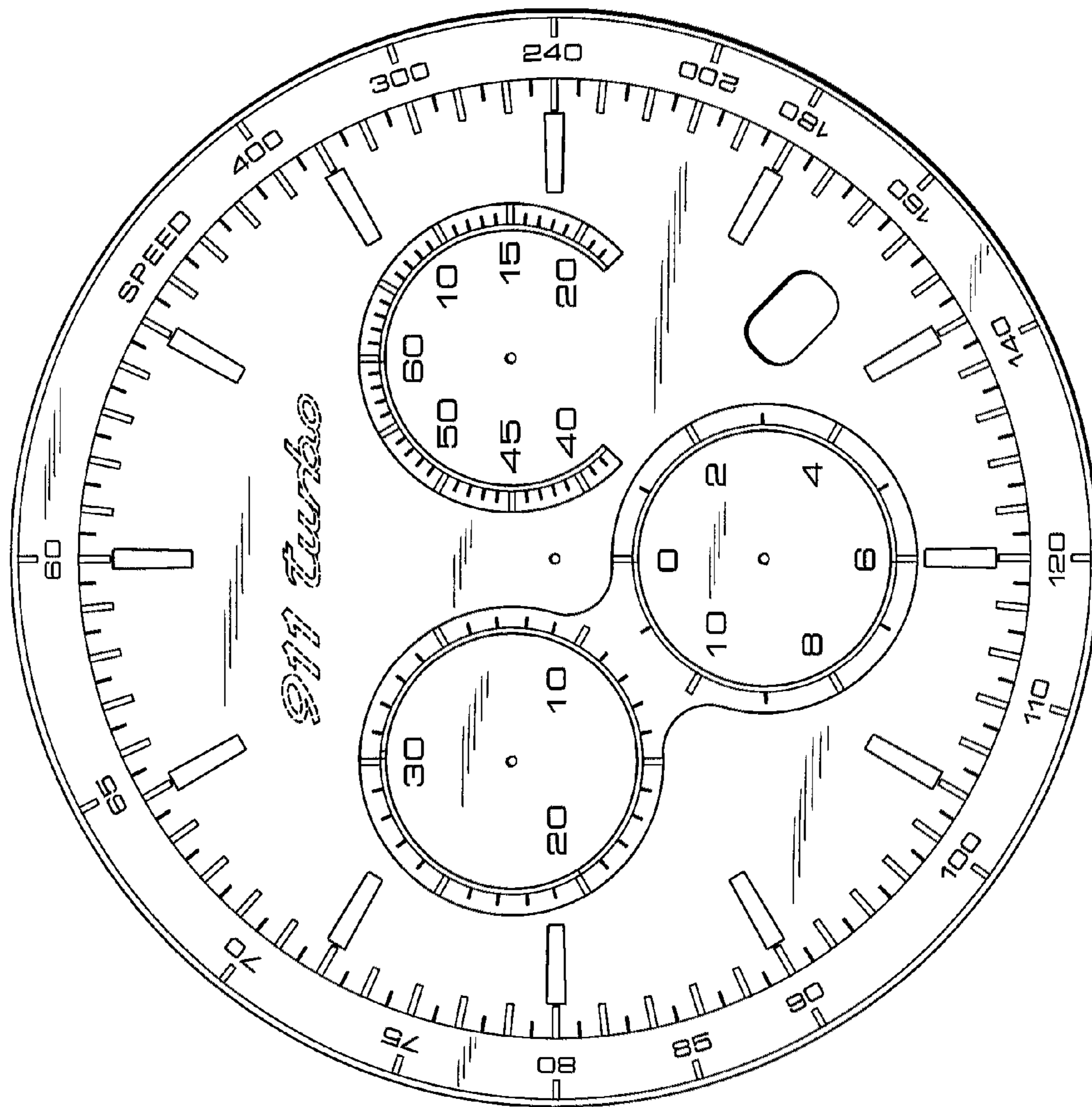
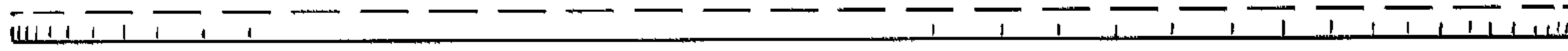


FIG.3

FIG.2

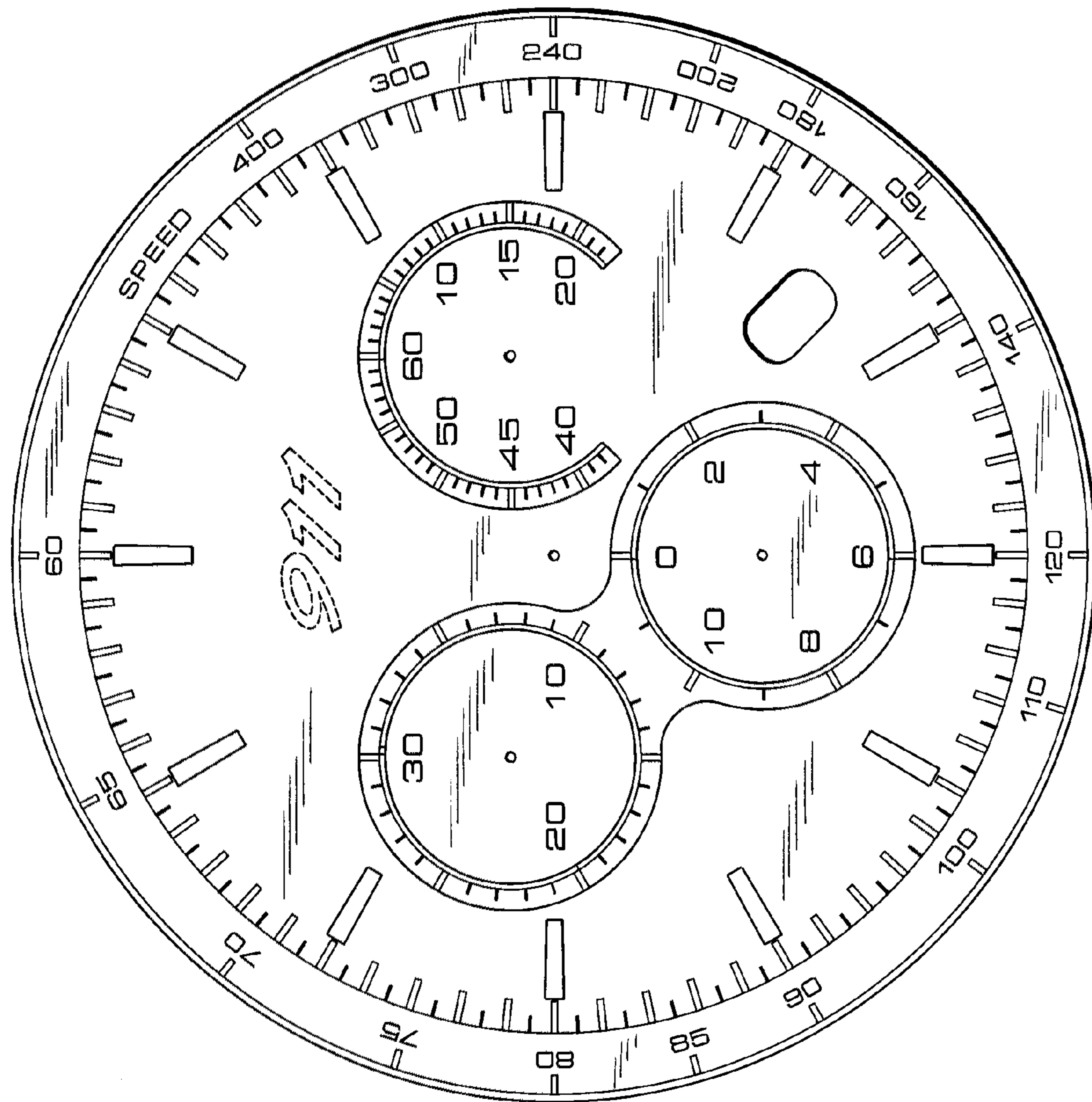


FIG.4