

US00D662841S

(12) **United States Design Patent**
Samaras et al.

(10) **Patent No.:** **US D662,841 S**

(45) **Date of Patent:** **** Jul. 3, 2012**

(54) **NOTCHED RULER**

(76) Inventors: **Gregory Samaras**, Woodside, NY (US);
Edward J. Boll, Stuyvesant, NY (US)

(**) Term: **14 Years**

(21) Appl. No.: **29/387,213**

(22) Filed: **Mar. 10, 2011**

(51) **LOC (9) Cl.** **10-04**

(52) **U.S. Cl.** **D10/71**

(58) **Field of Classification Search** D10/71;
33/483-494

See application file for complete search history.

(56) **References Cited**

U.S. PATENT DOCUMENTS

59,926	A *	11/1866	Richardson	132/162
679,599	A *	7/1901	Campbell	D10/71
1,091,461	A *	3/1914	Russo	33/486
3,088,208	A *	5/1963	Mitchell	33/2 H
D239,513	S *	4/1976	De Luca	D10/71
D395,611	S *	6/1998	Oren	D10/71
6,845,567	B1 *	1/2005	Muncy	33/506
D510,286	S *	10/2005	Manning	D10/71
D515,443	S *	2/2006	Verdura et al.	D10/71
7,168,178	B2 *	1/2007	Verdura et al.	33/492
2006/0260146	A1 *	11/2006	Manning	33/483
2007/0022616	A1 *	2/2007	Trainello	33/492

* cited by examiner

Primary Examiner — Antoine D Davis

(74) *Attorney, Agent, or Firm* — Libby Babu Varghese;
Carter Ledyard & Milburn LLP


(57) **CLAIM**

The ornamental design for a notched ruler, substantially as shown and described.

DESCRIPTION

FIG. 1 is a perspective view of the present invention, shown in a retracted position;
 FIG. 2 is a front view thereof;
 FIG. 3 is a rear view thereof;
 FIG. 4 is a right side view thereof, the left side being a mirror image of the right side;
 FIG. 5 is a first end view thereof;
 FIG. 6 is a second end view thereof;
 FIG. 7 is a front view of the present invention, shown in an extended position;
 FIG. 8 is a rear view thereof;
 FIG. 9 is a right side view thereof, the left side being a mirror image of the right side;
 FIG. 10 is a first end view thereof; and,
 FIG. 11 is a second end view thereof.

1 Claim, 9 Drawing Sheets






FIG. 1




FIG. 2




FIG. 3



FIG. 4




FIG. 5



FIG. 6




FIG. 7

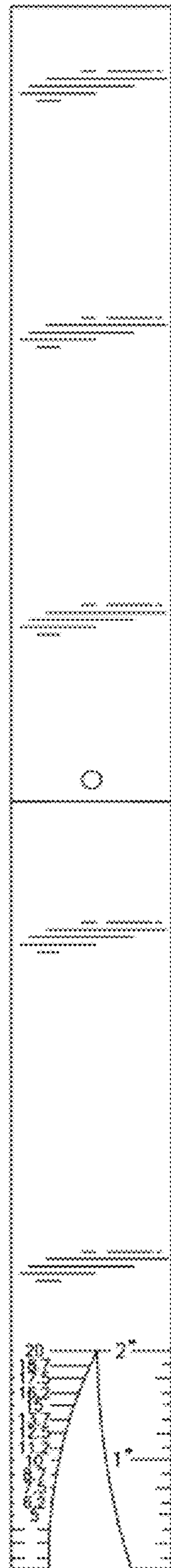


FIG. 8



FIG. 9



FIG. 10



FIG. 11