

US00D662830S

(12) **United States Design Patent**
Sung

(10) **Patent No.:** **US D662,830 S**
(45) **Date of Patent:** **** Jul. 3, 2012**

(54) **ARTIFICIAL NAIL DISPLAY PACKAGE**

(75) Inventor: **Siyong Sung**, Roslyn Heights, NY (US)

(73) Assignee: **Kiss Nail Products, Inc.**, Port Washington, NY (US)

(**) Term: **14 Years**

(21) Appl. No.: **29/363,448**

(22) Filed: **Jun. 9, 2010**

(51) **LOC (9) Cl.** **09-03**

(52) **U.S. Cl.** **D9/600; D9/715; D3/271.1**

(58) **Field of Classification Search** D9/600,
D9/715, 719, 721, 722, 737, 738, 741, 516,
D9/517, 522, 544, 545, 549, 558, 571-575;
D28/9, 56, 61, 73, 76, 77, 78, 79, 99; D3/201-206,
D3/271.1, 273, 274, 294, 295, 302, 901;
D4/114, 116, 199; 206/81-1.9, 15.2, 15.3,
206/457, 775, 776, 781, 499, 526, 822, 823,
206/581, 535, 536; 132/73, 73.5, 75; 215/6,
215/10, 40, 200, 227, 228, 252, 273, 276,
215/277, 280, 283, 379, 382; 220/4.21-4.24,
220/4.29, 4.33, 8, 23.87, 23.88, 23.91, 500,
220/503, 504, 528, 200, 259.3, 288, 291,
220/315, 325, 327, 810, 376, 377, 660, 662,
220/665, 669-673, 677, 686, 692, 693, DIG. 13,
220/DIG. 26

See application file for complete search history.

(56) **References Cited**

U.S. PATENT DOCUMENTS

1,016,492 A * 2/1912 Gunn 312/31.2
D154,669 S * 8/1949 Fields D3/203.2

D163,649 S * 6/1951 Smoot D3/302
D195,819 S * 8/1963 Mathison D3/200
3,459,294 A * 8/1969 Crosman et al. 206/457
D217,436 S * 5/1970 Aylott D9/721
4,140,139 A * 2/1979 Aylott 132/73
D293,944 S * 1/1988 Trabattoni D28/76
D307,196 S * 4/1990 McClure D28/79
D427,075 S * 6/2000 Gavin D9/522
D535,104 S * 1/2007 Chen D4/116
7,628,278 B2 * 12/2009 Coppola 206/733
2008/0237082 A1 * 10/2008 Gherdan et al. 206/531

FOREIGN PATENT DOCUMENTS

FR 2620913 A1 * 3/1989
GB 2045990 * 7/1995
JP D1270101 * 5/2006
WO D030876-003 * 12/1994
WO D052272-012 * 9/2000

* cited by examiner

Primary Examiner — Catherine Tuttle

(74) *Attorney, Agent, or Firm* — The Farrell Law Firm, P.C.

(57) **CLAIM**

The ornamental design for an artificial nail display package, as shown and described herein.

DESCRIPTION

FIG. 1 is a front perspective view of the artificial nail display package showing my new design;
FIG. 2 is a right side view thereof;
FIG. 3 is a left side view thereof;
FIG. 4 is a front view thereof;
FIG. 5 is a rear view thereof;
FIG. 6 is a top view thereof; and,
FIG. 7 is a bottom view thereof.

1 Claim, 7 Drawing Sheets



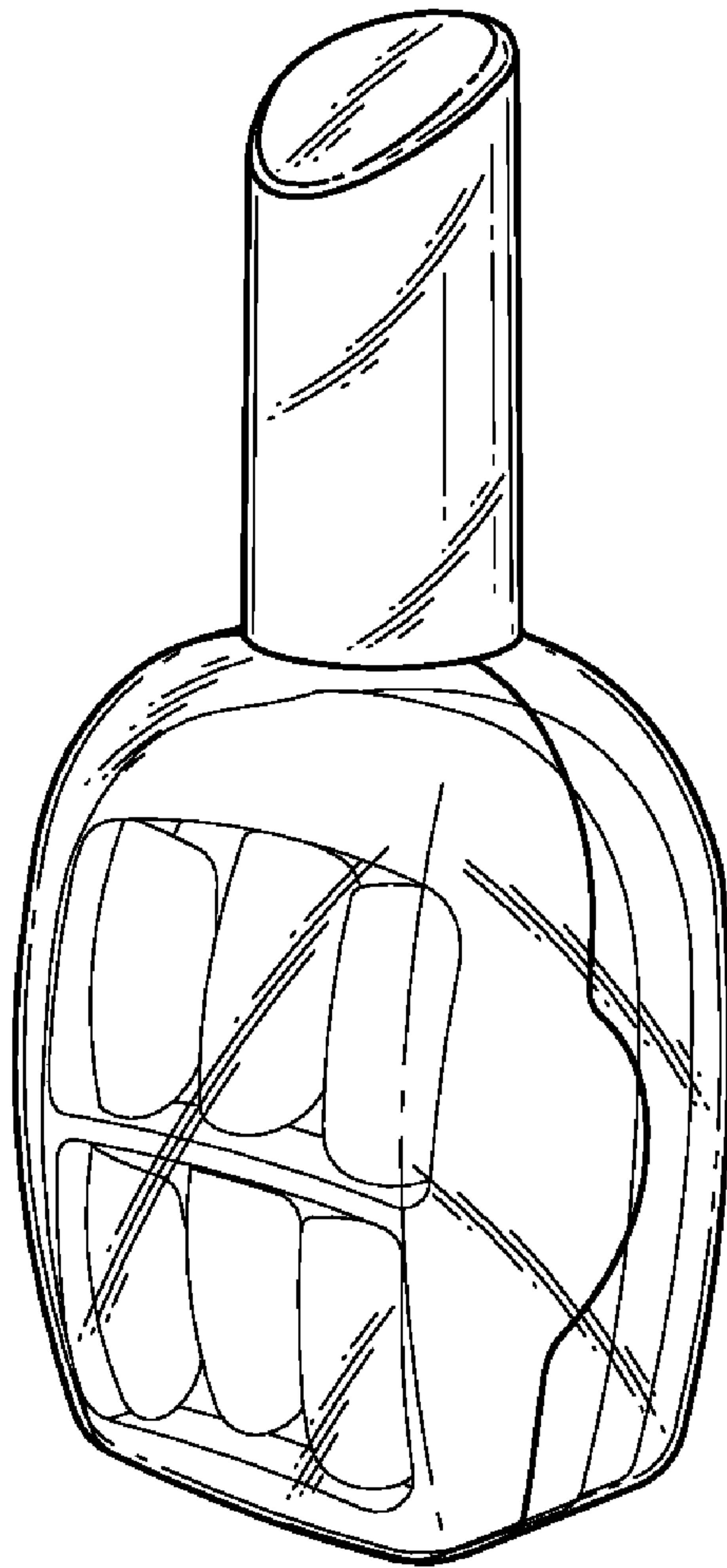


FIG. 1

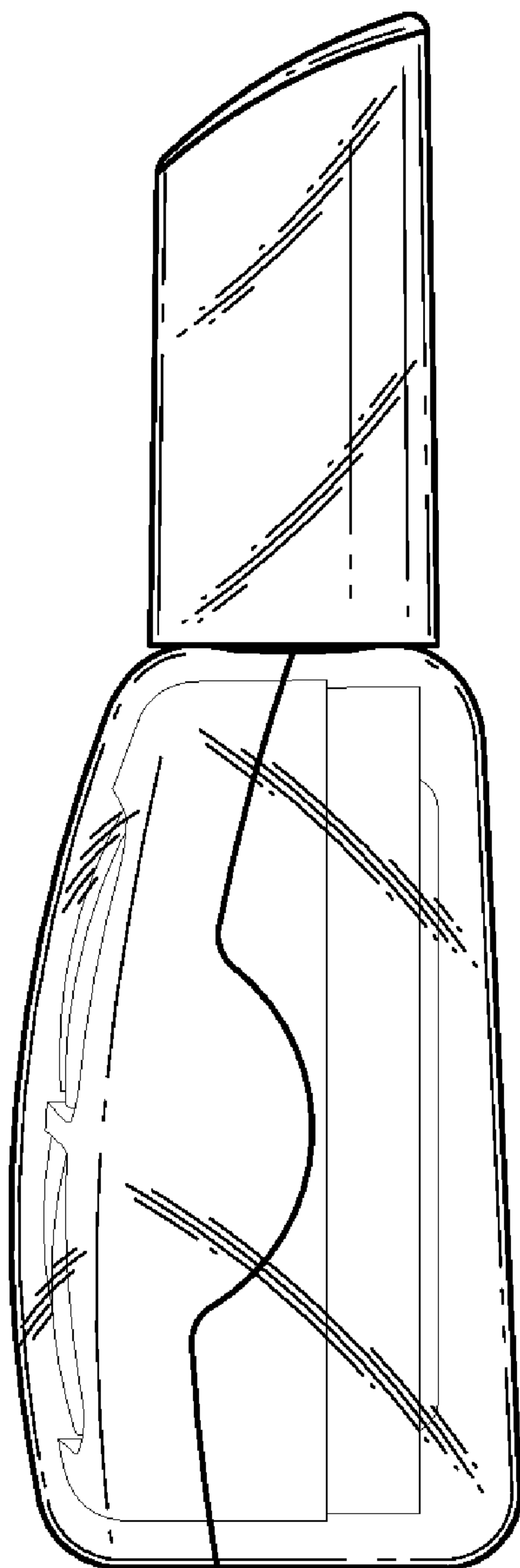


FIG. 2

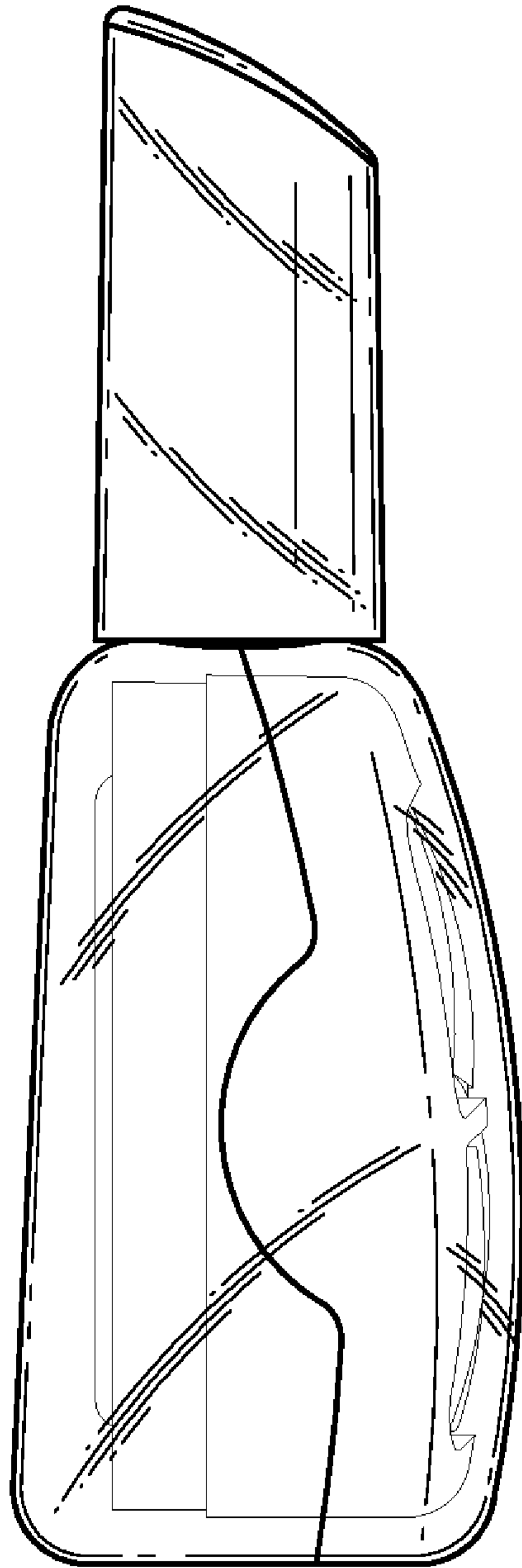


FIG. 3



FIG. 4




FIG. 5

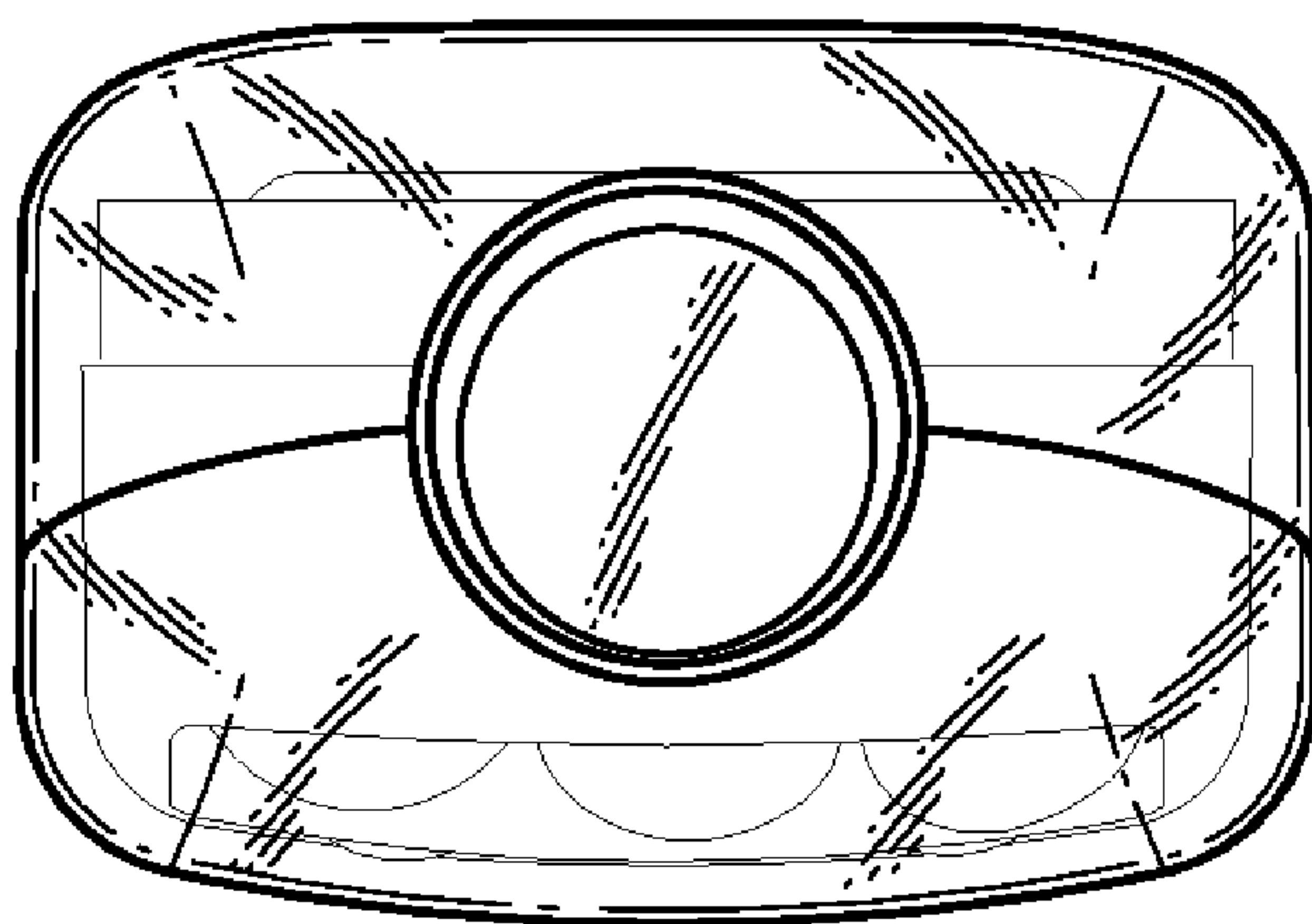


FIG. 6

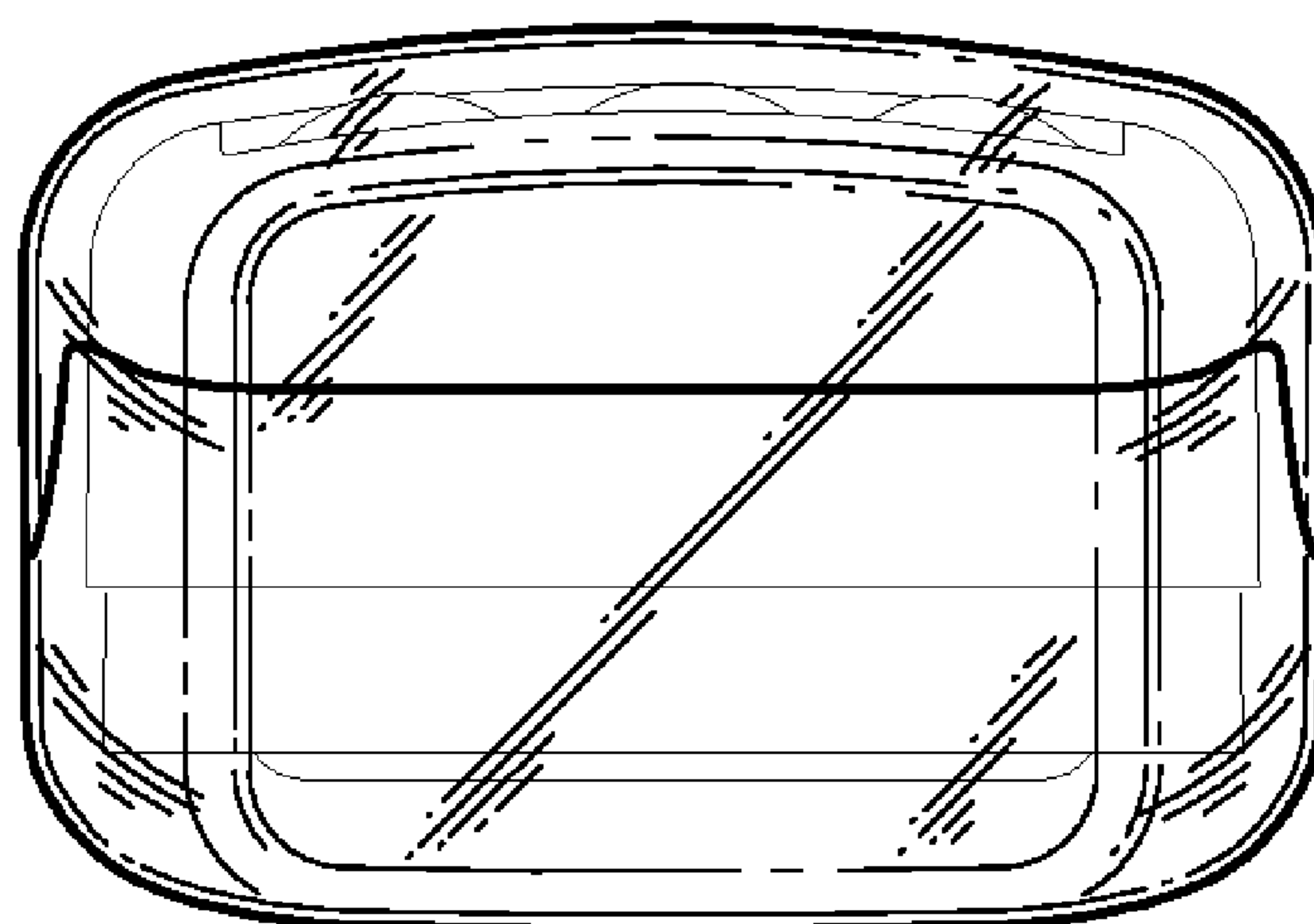


FIG. 7