

US00D662827S

(12) **United States Design Patent**  
**Watabe**

(10) **Patent No.:** **US D662,827 S**

(45) **Date of Patent:** **\*\* Jul. 3, 2012**

(54) **COMBINED BOTTLE AND CAP**  
(75) Inventor: **Kousuke Watabe**, Tokyo (JP)  
(73) Assignee: **Shiseido Co., Ltd.**, Tokyo (JP)  
(\*\*) Term: **14 Years**

(21) Appl. No.: **29/371,772**

(22) Filed: **Sep. 14, 2011**

(51) **LOC (9) Cl.** ..... **09-01**

(52) **U.S. Cl.** ..... **D9/529; D9/556; D9/559; D9/453**

(58) **Field of Classification Search** ..... D9/516,  
D9/529, 537-541, 545-546, 556, 559, 452-454;  
215/381-385; D28/85, 89

See application file for complete search history.

(56) **References Cited**

**U.S. PATENT DOCUMENTS**

D85,068 S *	9/1931	Tarleton	.....	D9/453
1,969,331 A *	8/1934	Small	.....	401/82
D112,400 S *	11/1938	Penn	.....	D28/89
2,215,161 A *	9/1940	Sapery	.....	D28/85 X
D182,950 S *	6/1958	Du Pree	.....	D7/300
D213,545 S *	3/1969	Koenigsberg	.....	D9/529
D218,222 S *	8/1970	Leibson	.....	D9/529
D255,545 S *	6/1980	Grodin	.....	D9/529
D264,685 S *	6/1982	Ducros	.....	D9/556
D279,511 S *	7/1985	Matsubara et al.	.....	D9/559 X
D281,054 S *	10/1985	Menrad	.....	D28/89 X
D295,482 S *	5/1988	Bunge	.....	D7/608

D312,329 S *	11/1990	Bakic	.....	D28/85
5,257,696 A *	11/1993	Greene	.....	206/385 X
D353,044 S *	12/1994	Riley	.....	D9/559
D359,907 S *	7/1995	Hirsch	.....	D9/556 X
D359,909 S *	7/1995	Hirsch	.....	D9/556 X
D373,706 S *	9/1996	Gregg	.....	D9/559 X
D424,754 S *	5/2000	Lang	.....	D28/89
D451,031 S *	11/2001	Westphal	.....	D9/558
D522,879 S *	6/2006	Chadfield	.....	D9/727
D534,433 S *	1/2007	Chadfield	.....	D9/723
D534,812 S *	1/2007	Chadfield	.....	D9/723
D650,690 S *	12/2011	Guglielmo et al.	.....	D9/559

\* cited by examiner

*Primary Examiner* — Carol P Rademaker

(74) *Attorney, Agent, or Firm* — Manabu Kanesaka

(57) **CLAIM**

The ornamental design for a combined bottle and cap, as shown and described.

**DESCRIPTION**

FIG. 1 is a perspective view of a combined bottle and cap showing my new design;  
FIG. 2 is a front view thereof; a rear view being identical to the front view;  
FIG. 3 is a top plan view thereof;  
FIG. 4 is a bottom view thereof; and,  
FIG. 5 is a right side view thereof; a left side view being identical to the right side view.

**1 Claim, 4 Drawing Sheets**

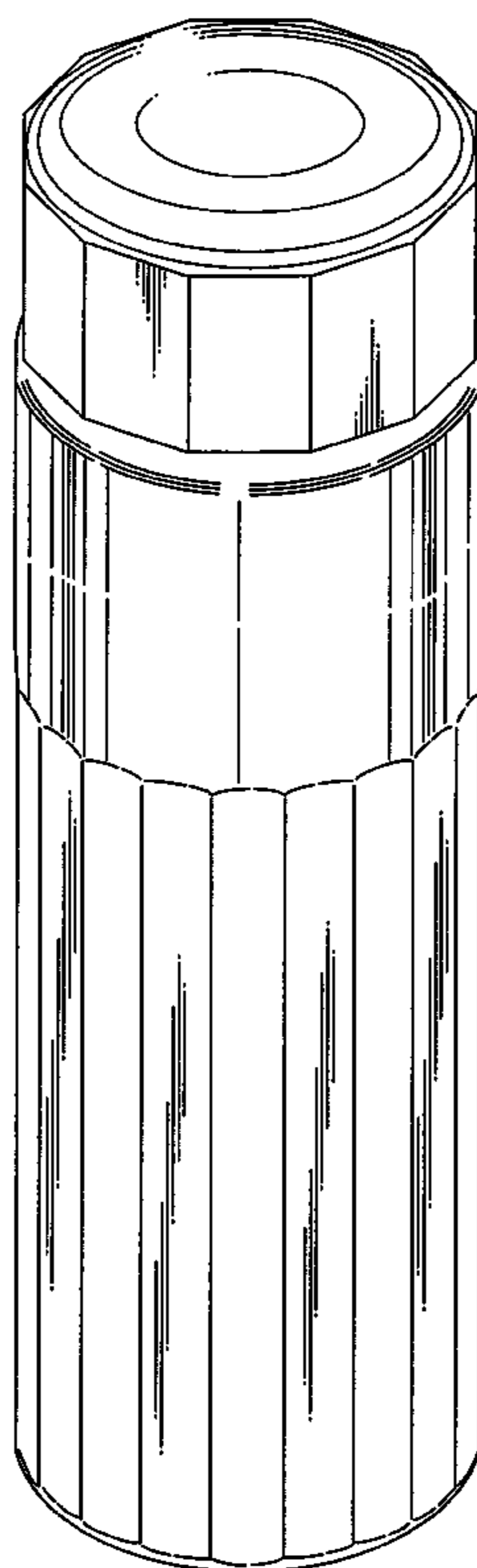


Fig. 1

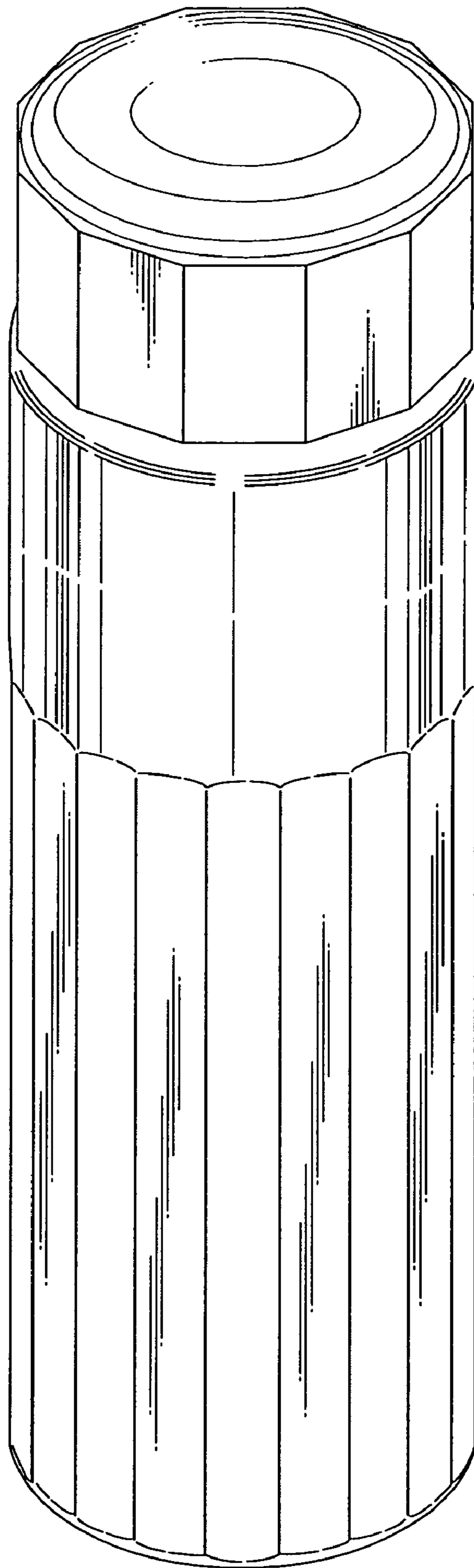


Fig. 2

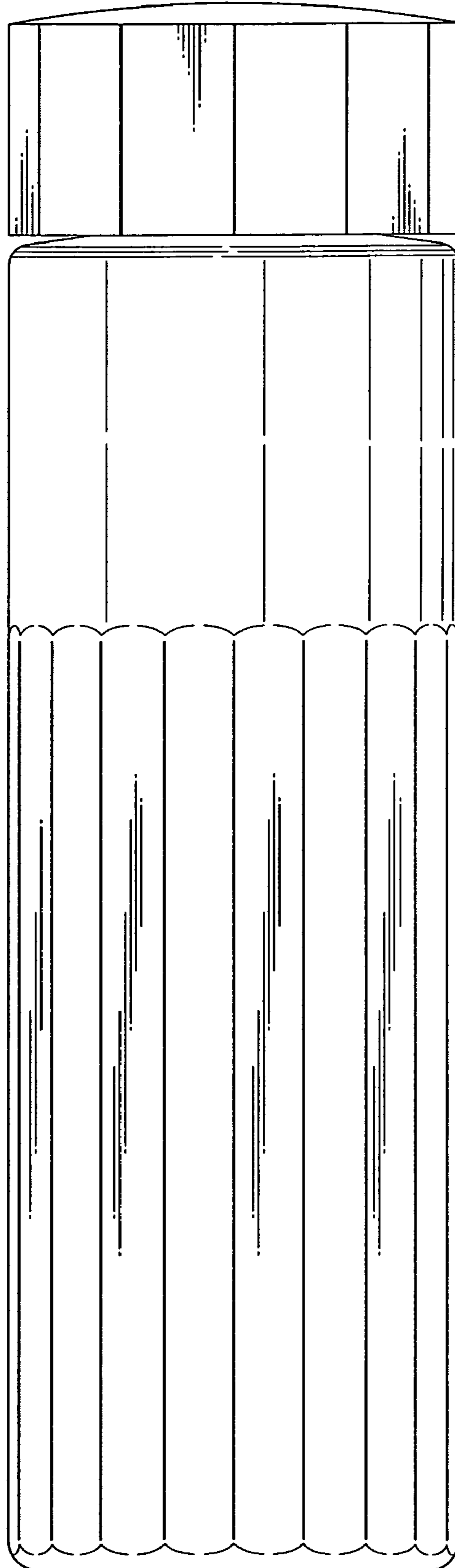


Fig. 3

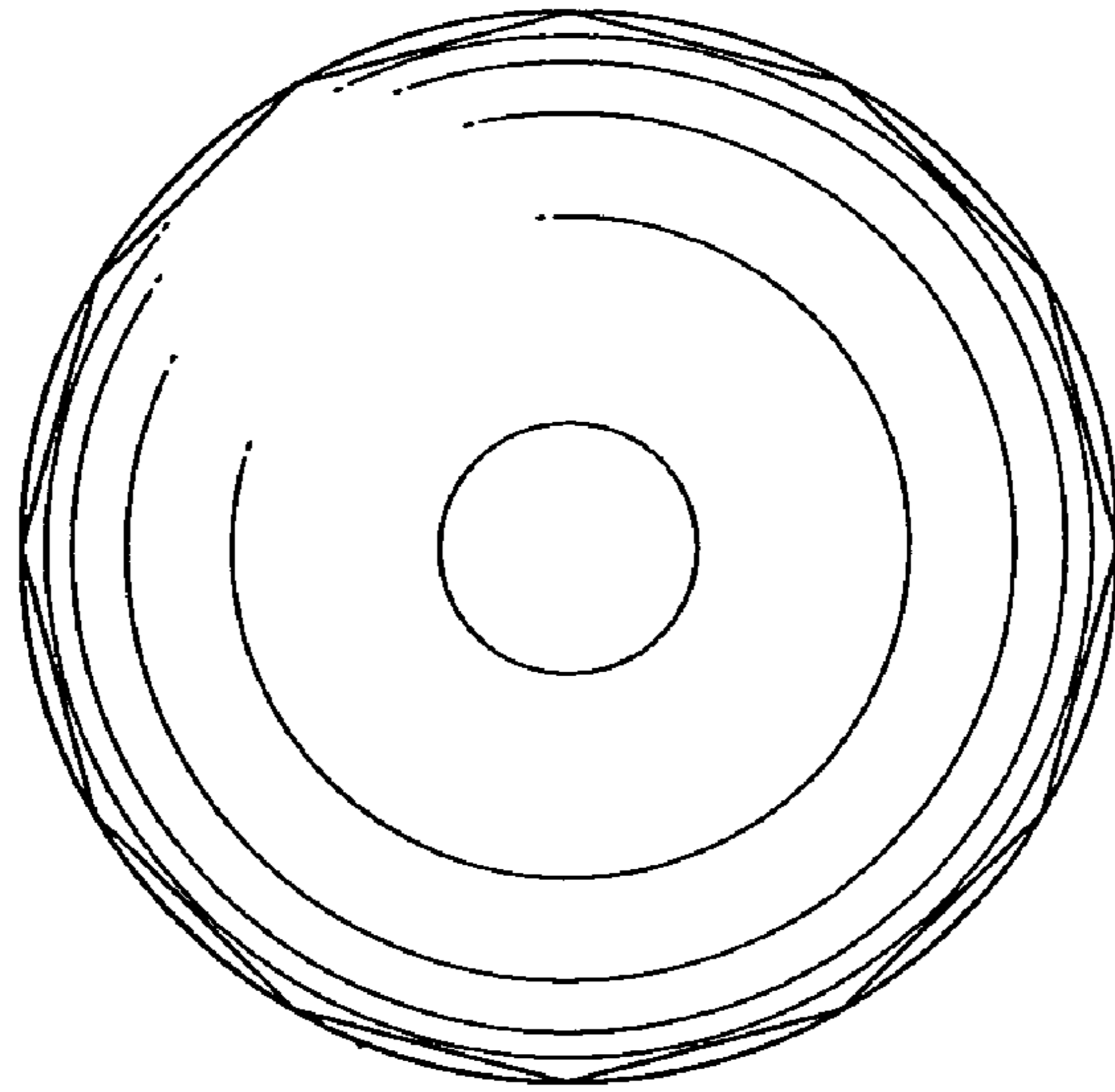


Fig. 4

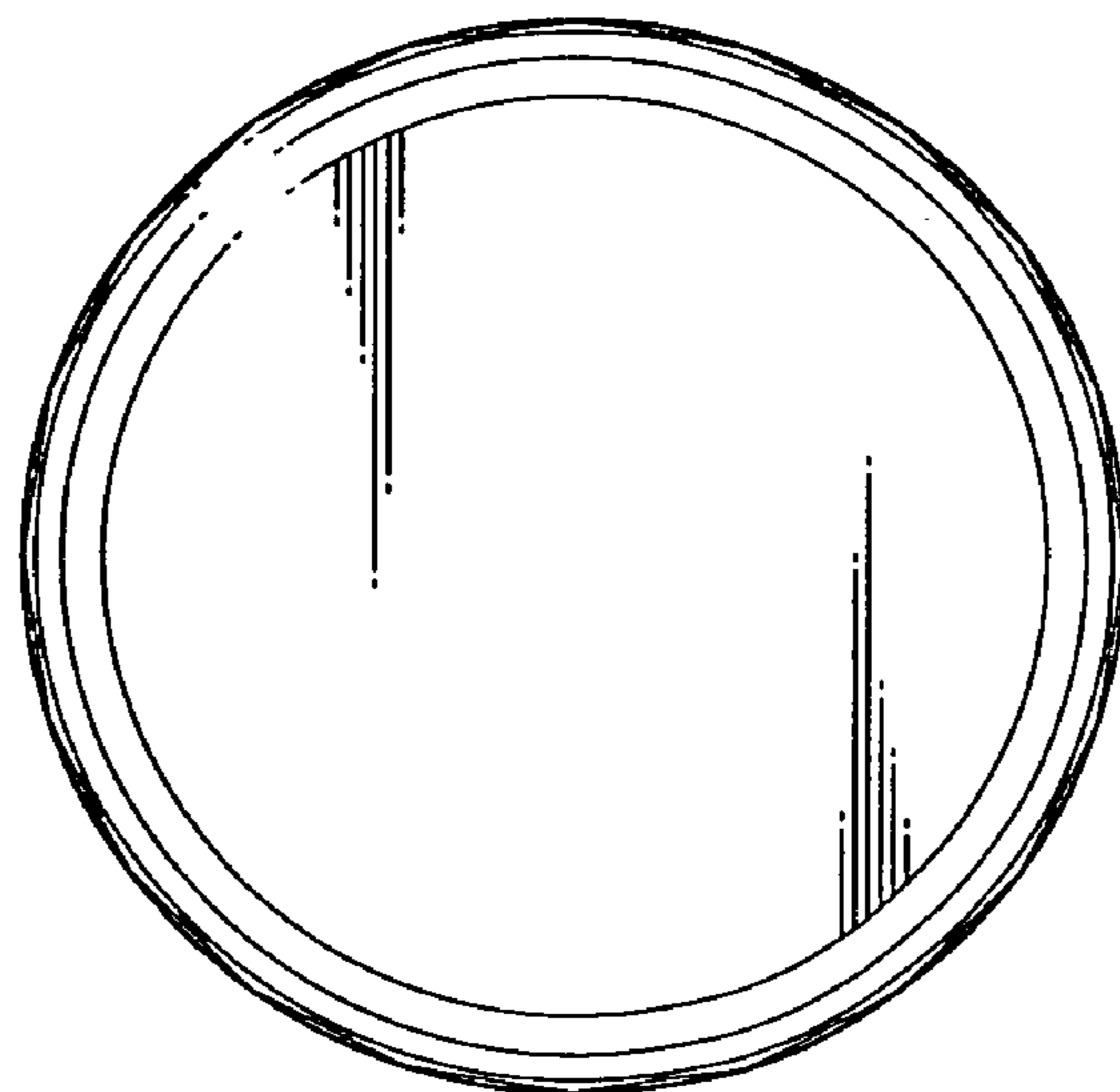


Fig. 5

