

US00D662788S

(12) **United States Design Patent**
Barbaree et al.

(10) **Patent No.:** **US D662,788 S**
(45) **Date of Patent:** **** Jul. 3, 2012**

(54) **FORK**
(76) Inventors: **Kari Barbaree**, Ladson, SC (US);
James Farkas, Ladson, SC (US)
(**) Term: **14 Years**
(21) Appl. No.: **29/406,452**
(22) Filed: **Nov. 14, 2011**
(51) **LOC (9) Cl.** **07-03**
(52) **U.S. Cl.** **D7/653**; D7/401.2; D7/643; D7/644
(58) **Field of Classification Search** D7/368,
D7/395, 401.2, 642-646, 649-654, 659-669,
D7/675-676, 683, 688-696; D10/46.2, 46.3;
30/113.3, 120.1, 123.7, 137, 141-143, 147-150,
30/279.6, 322-327, 329, 340, 342-344;
73/426-427; 83/13; 294/2; 416/70 R; 606/235
See application file for complete search history.

4,332,409 A * 6/1982 Stachowicz 294/2
D313,923 S 1/1991 Poe, Jr.
D318,002 S 7/1991 Loveless
5,284,490 A * 2/1994 Green 606/235
D428,312 S * 7/2000 O'Brien et al. D7/693
6,360,442 B2 3/2002 O'Brien et al.
D507,161 S 7/2005 Ott et al.
7,011,003 B1 * 3/2006 Berke 83/13
7,134,206 B2 * 11/2006 Bach 30/120.1
D607,285 S 1/2010 Julow
D621,232 S * 8/2010 Lion et al. D7/653
D631,307 S 1/2011 Corcoran et al.
2001/0045016 A1 * 11/2001 O'Brien et al. 30/147

* cited by examiner

Primary Examiner — Ricky Pham
(74) *Attorney, Agent, or Firm* — QuickPatents, Inc.; Kevin Prince

(57) **CLAIM**
We claim the ornamental design for a fork, as shown and described.

(56) **References Cited**
U.S. PATENT DOCUMENTS
717,998 A * 1/1903 Huebner 30/142
966,496 A * 8/1910 Wagner 30/279.6
D48,692 S * 3/1916 Mouser D7/693
1,638,956 A * 8/1927 Pinchbeck et al. 30/113.3
D116,192 S 8/1939 Ouellette
2,528,071 A * 10/1950 Morishita et al. 30/123.7
D213,486 S 3/1969 Clarke
3,552,017 A * 1/1971 Smuts 30/322
D256,317 S 8/1980 Marquart, Sr.
D261,974 S 11/1981 Pickman

DESCRIPTION
FIG. 1 is a perspective view of a fork, showing our new design;
FIG. 2 is a front elevational view thereof, the rear elevational view being a mirror image thereof;
FIG. 3 is a left-side elevational view thereof, the right-side elevational view being a mirror image thereof;
FIG. 4 is a top plan view thereof; and,
FIG. 5 is a bottom plan view thereof.

1 Claim, 2 Drawing Sheets

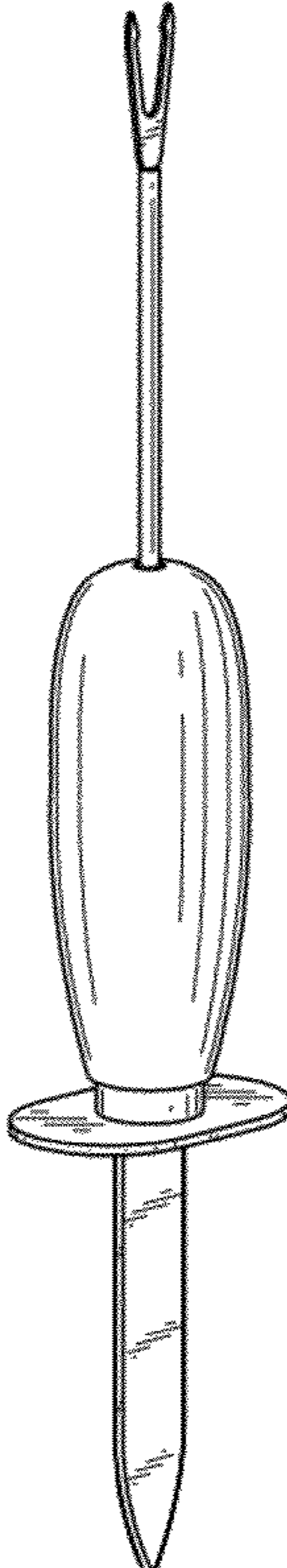


FIG. 1

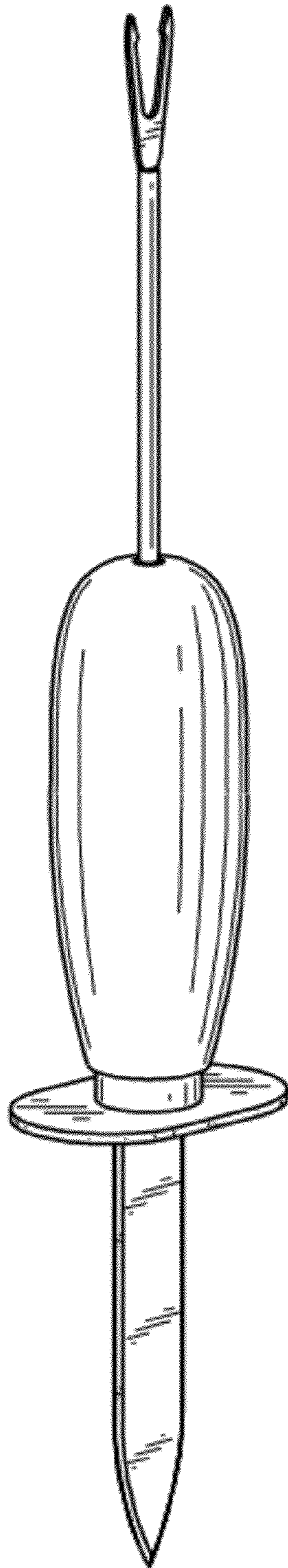


FIG. 2

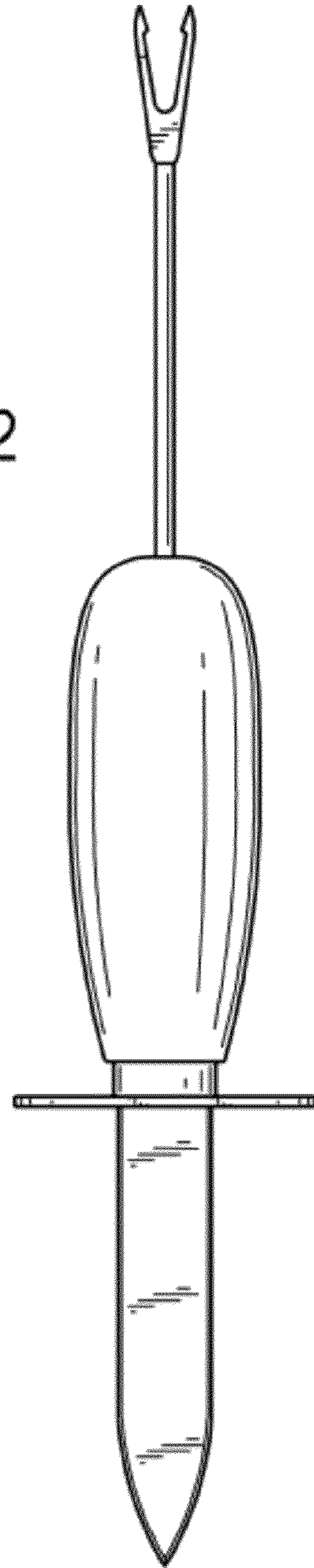


FIG. 3

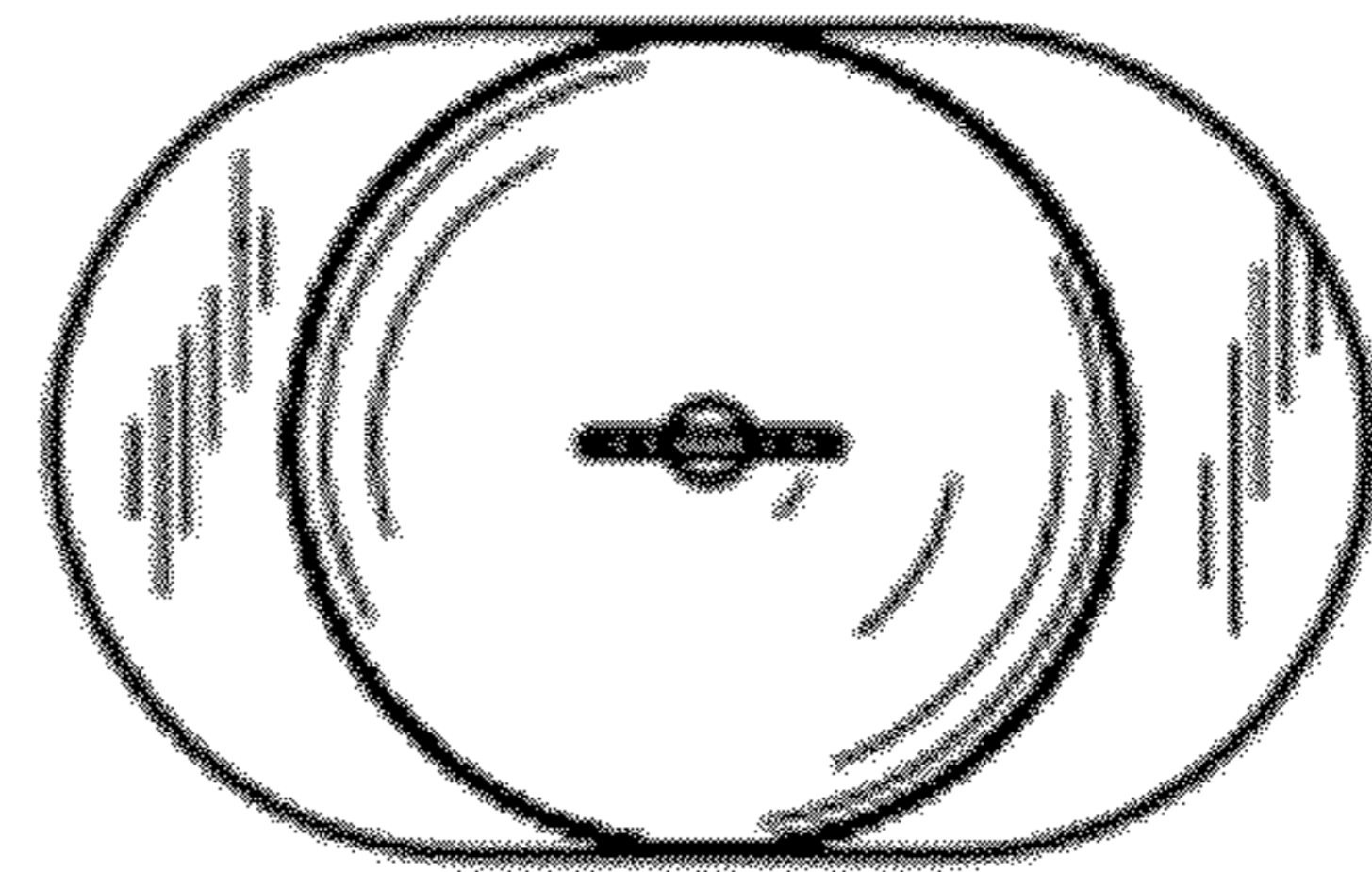



FIG. 4

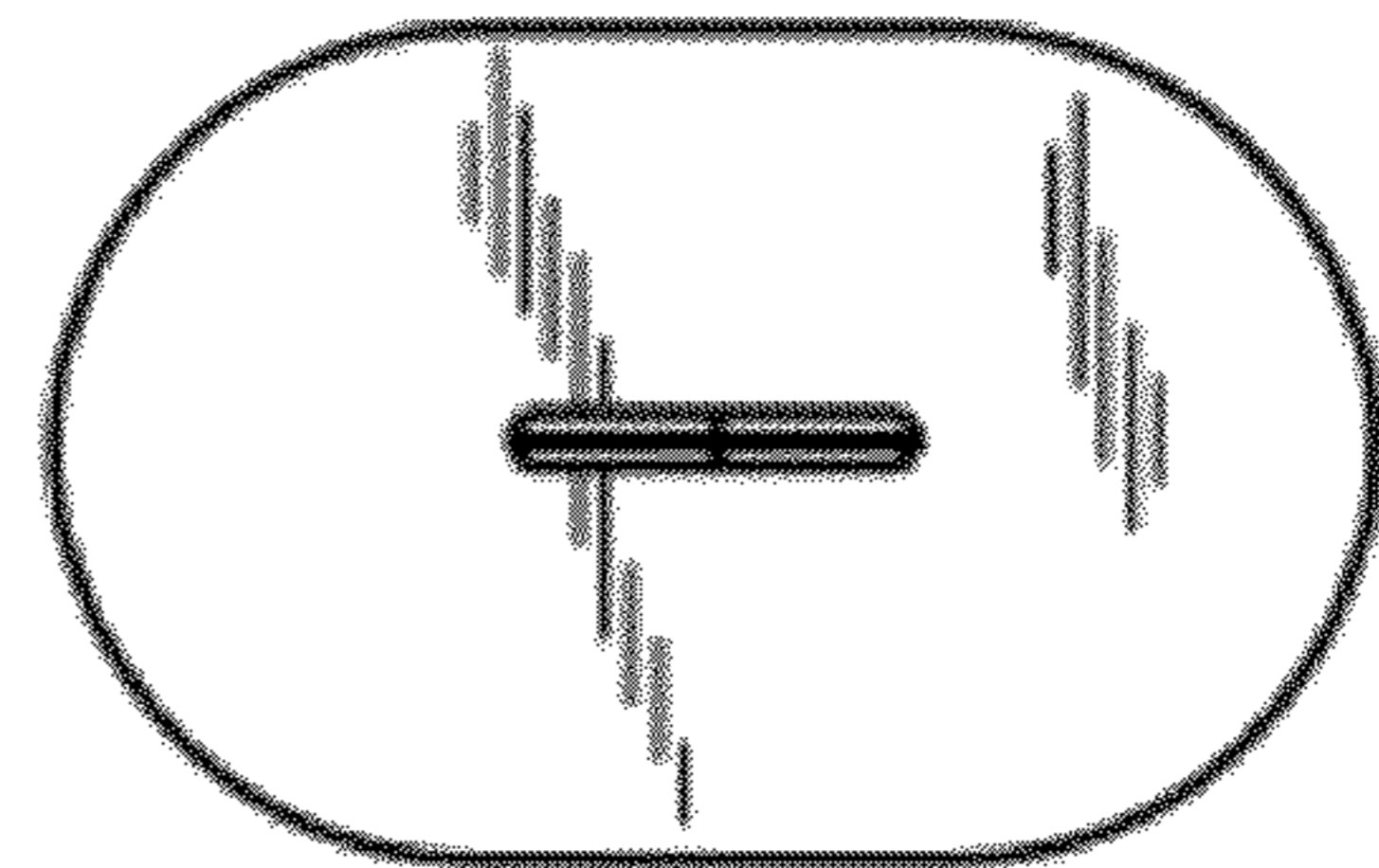


FIG. 5