



US00D662749S

(12) **United States Design Patent**
Cohen

(10) **Patent No.:** **US D662,749 S**

(45) **Date of Patent:** **** Jul. 3, 2012**

(54) **PILLOW**

(75) Inventor: **Marty Cohen**, Ridgefield, CT (US)

(73) Assignee: **Idea Village Products, inc.**, Wayne, NJ (US)

(**) Term: **14 Years**

(21) Appl. No.: **29/374,858**

(22) Filed: **Oct. 18, 2011**

(51) **LOC (9) Cl.** **06-09**

(52) **U.S. Cl.** **D6/601**

(58) **Field of Classification Search** D6/595,
D6/596, 601, 604; 5/630, 633, 636, 637,
5/652-656, 706; D21/809

See application file for complete search history.

(56) **References Cited**

U.S. PATENT DOCUMENTS

D163,709 S * 6/1951 Ray D6/604
D242,390 S * 11/1976 Grube D6/601
D276,938 S * 12/1984 Pedersen D24/183
D311,470 S * 10/1990 Cosgrove, III et al. D6/601

D342,411 S * 12/1993 Graebe D6/601
5,431,618 A * 7/1995 Levi 482/142
D579,256 S * 10/2008 Alfieri et al. D6/601
D635,265 S * 3/2011 Coffey et al. D24/183
D651,368 S * 12/2011 Seliskar et al. D30/160
2005/0150050 A1 * 7/2005 Wolf et al. 5/636

* cited by examiner

Primary Examiner — Janice Seeger

(74) *Attorney, Agent, or Firm* — Dan DeLaRosa

(57) **CLAIM**

The ornamental design for pillow, as shown and described.

DESCRIPTION

FIG. 1 is a front perspective view of the pillow of the present invention showing my new design;

FIG. 2 is a front side elevational view thereof;

FIG. 3 is a back side elevational view thereof;

FIG. 4 is a side elevational view thereof;

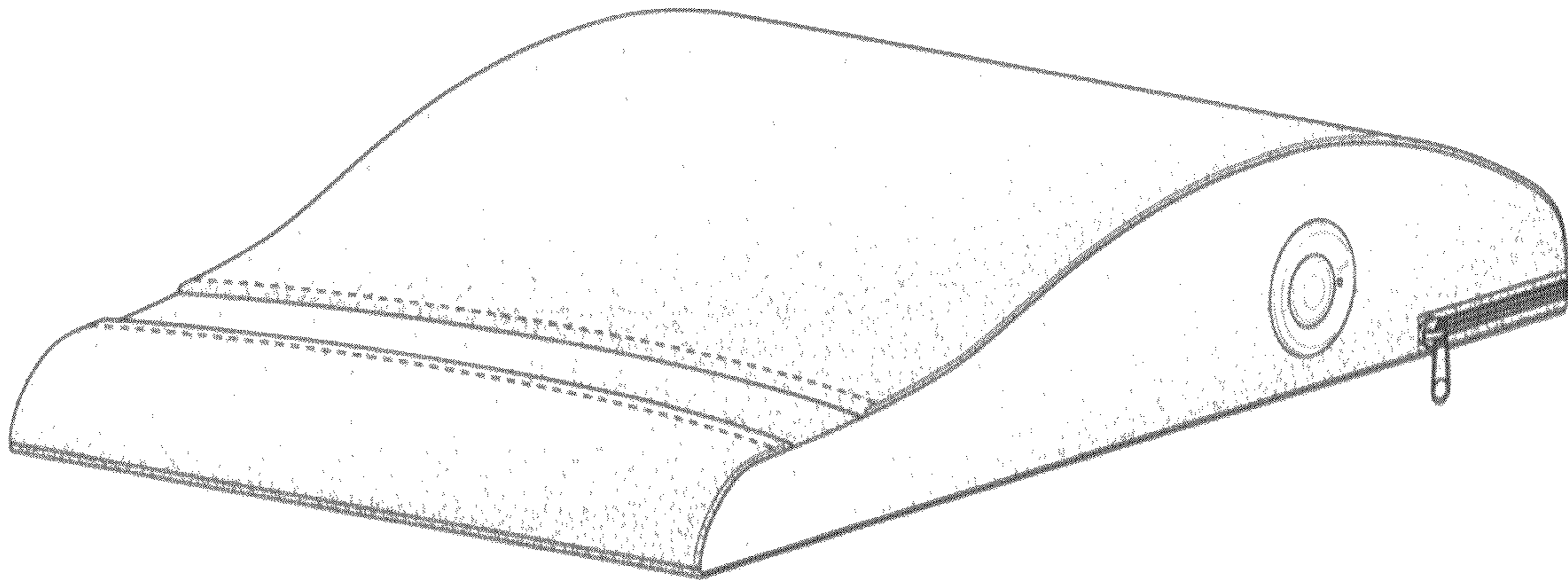
FIG. 5 is another side elevational view thereof;

FIG. 6 is a top plan view thereof; and,

FIG. 7 is a bottom plan view thereof.

The broken lines indicate stitching.

1 Claim, 5 Drawing Sheets



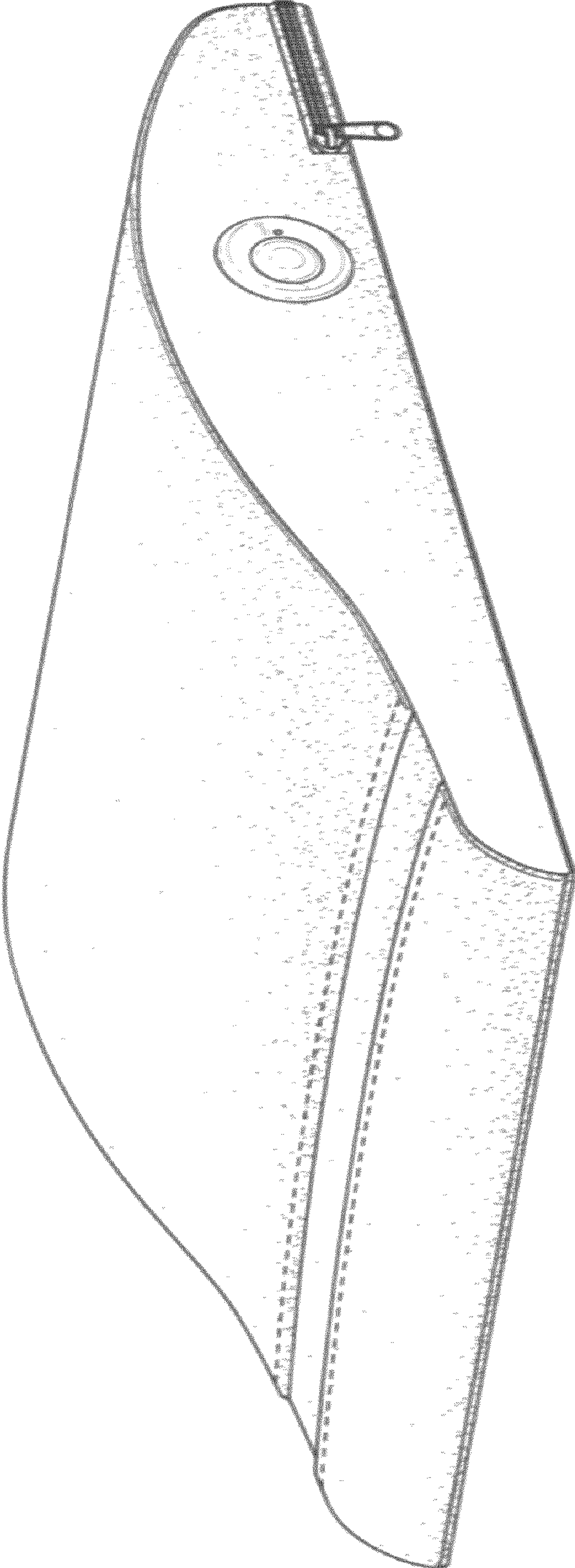


FIG. 1

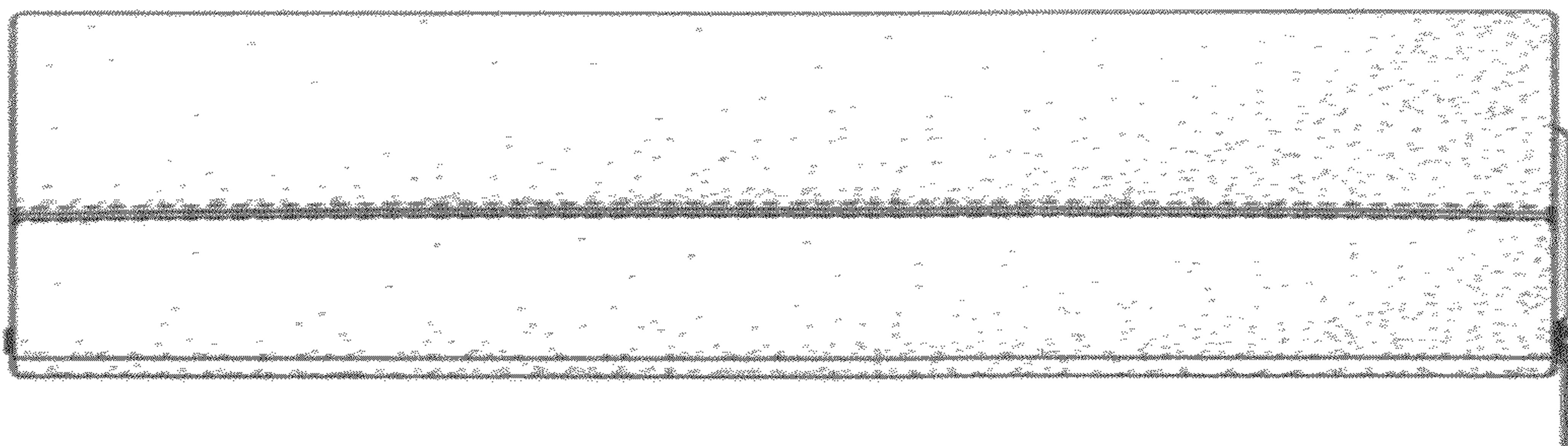


FIG. 2




FIG. 3




FIG. 4




FIG. 5




FIG. 6




FIG. 7