

US00D662738S

(12) **United States Design Patent**
Winter et al.

(10) **Patent No.:** **US D662,738 S**
(45) **Date of Patent:** **** Jul. 3, 2012**

- (54) **TABLE TOP SURFACE AND EDGE**
- (75) Inventors: **David C. Winter**, Layton, UT (US);
Wendell Peery, Kaysville, UT (US);
Mitch Johnson, South Weber, UT (US)
- (73) Assignee: **Lifetime Products, Inc.**, Clearfield, UT (US)
- (**) Term: **14 Years**
- (21) Appl. No.: **29/411,483**
- (22) Filed: **Jan. 20, 2012**

- 7,634,970 B2 12/2009 Strong et al.
- 7,707,947 B2 5/2010 Winter et al.
- D640,487 S 6/2011 Bennett
- 8,033,228 B2 10/2011 Haney et al.
- 8,042,475 B2 10/2011 Larcom et al.
- 2012/0024203 A1* 2/2012 Winter et al. 108/132

OTHER PUBLICATIONS

- U.S. Appl. No. 12/110,163, filed Apr. 25, 2008, VanNimwegen et al.
- U.S. Appl. No. 29/390,471, filed Apr. 25, 2011, Winter et al.
- U.S. Appl. No. 29/391,721, filed May 12, 2011, Bennett.
- U.S. Appl. No. 29/403,327, filed Oct. 04, 2011, Winter et al.
- U.S. Appl. No. 13/270,141, filed Oct. 10, 2011, Haney et al.

* cited by examiner

Primary Examiner — Janice Seeger

(74) *Attorney, Agent, or Firm* — Maschoff Gilmore & Israelsen

Related U.S. Application Data

- (63) Continuation of application No. 29/390,471, filed on Apr. 25, 2011.
- (51) **LOC (9) Cl.** **06-06**
- (52) **U.S. Cl.** **D6/511**
- (58) **Field of Classification Search** D6/480–489, D6/495–499, 429, 511; 108/150, 153.1, 108/156, 157.1, 161, 115, 124, 125, 129
See application file for complete search history.

(57) **CLAIM**

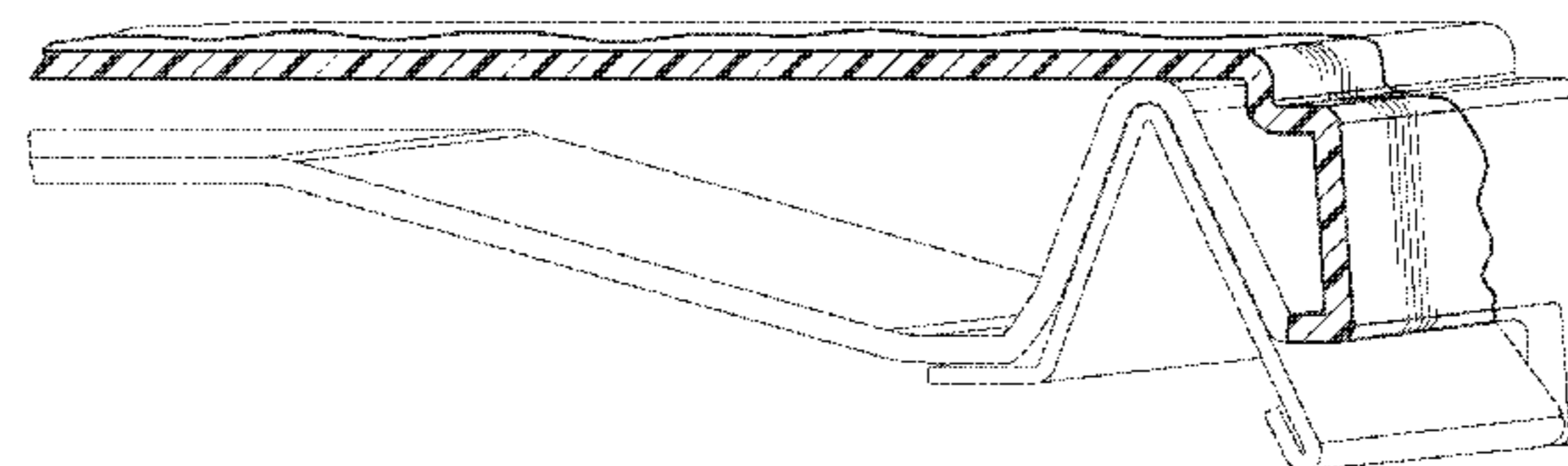
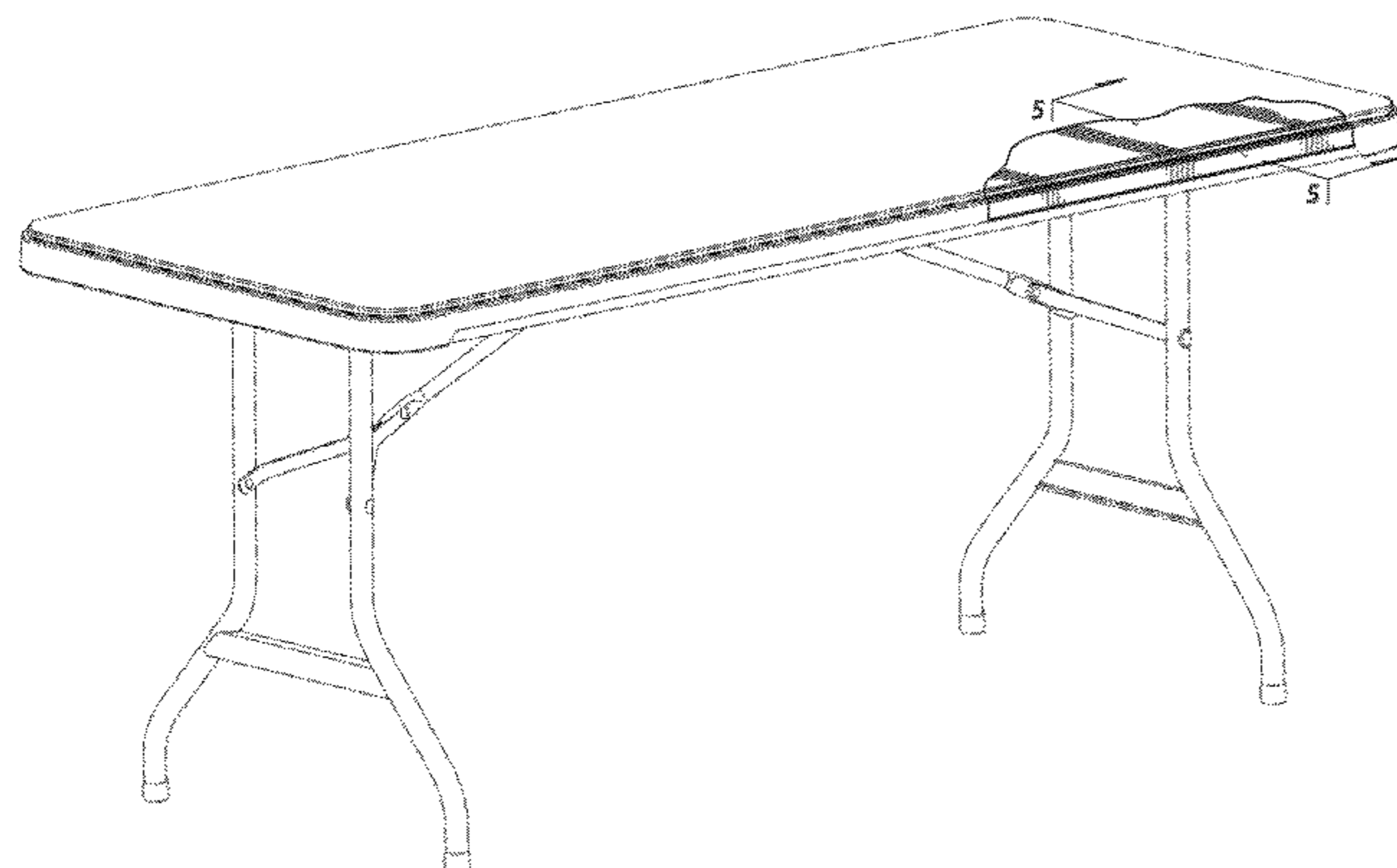
The ornamental design for a portion of a table top surface and edge, as shown and described.

DESCRIPTION

FIG. 1 is an upper perspective view of a portion of a table top surface and edge;
 FIG. 2 is a top view of the portion of the table top surface and edge;
 FIG. 3 is a side view of the portion of the table top surface and edge;
 FIG. 4 is a lower perspective view of the portion of the table top surface and edge; and,
 FIG. 5 is a cross-sectional side view along lines 5-5 of the portion of the table top surface and edge.
 The broken lines shown in the figures are for illustrative purposes only and form no part of the claimed design.

1 Claim, 4 Drawing Sheets

- (56) **References Cited**
- U.S. PATENT DOCUMENTS**
- D345,480 S 3/1994 Sandegren
- D414,626 S 10/1999 Collins et al.
- 6,112,674 A 9/2000 Stanford
- D468,135 S 1/2003 Ashby et al.
- D487,205 S 3/2004 Mower et al.
- D489,557 S 5/2004 Strong et al.
- D499,283 S 12/2004 Winter et al.
- 7,069,865 B2 7/2006 Strong et al.
- 7,096,799 B2 8/2006 Strong et al.
- 7,171,910 B2 2/2007 Neunzert et al.
- 7,178,471 B2 2/2007 Strong et al.
- 7,299,754 B2 11/2007 Stanford et al.
- 7,475,644 B2 11/2009 Strong et al.



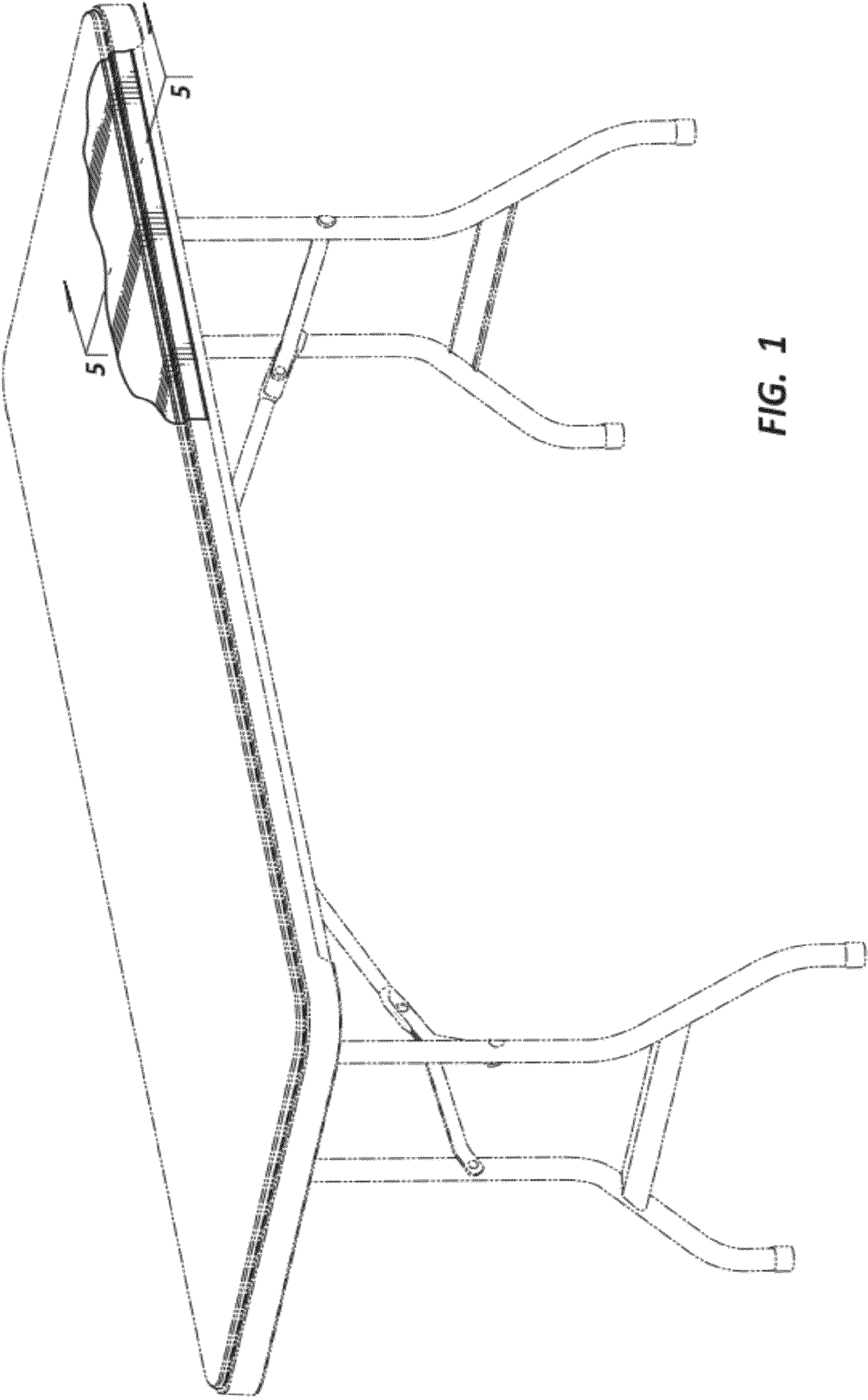


FIG. 1




FIG. 2



FIG. 3

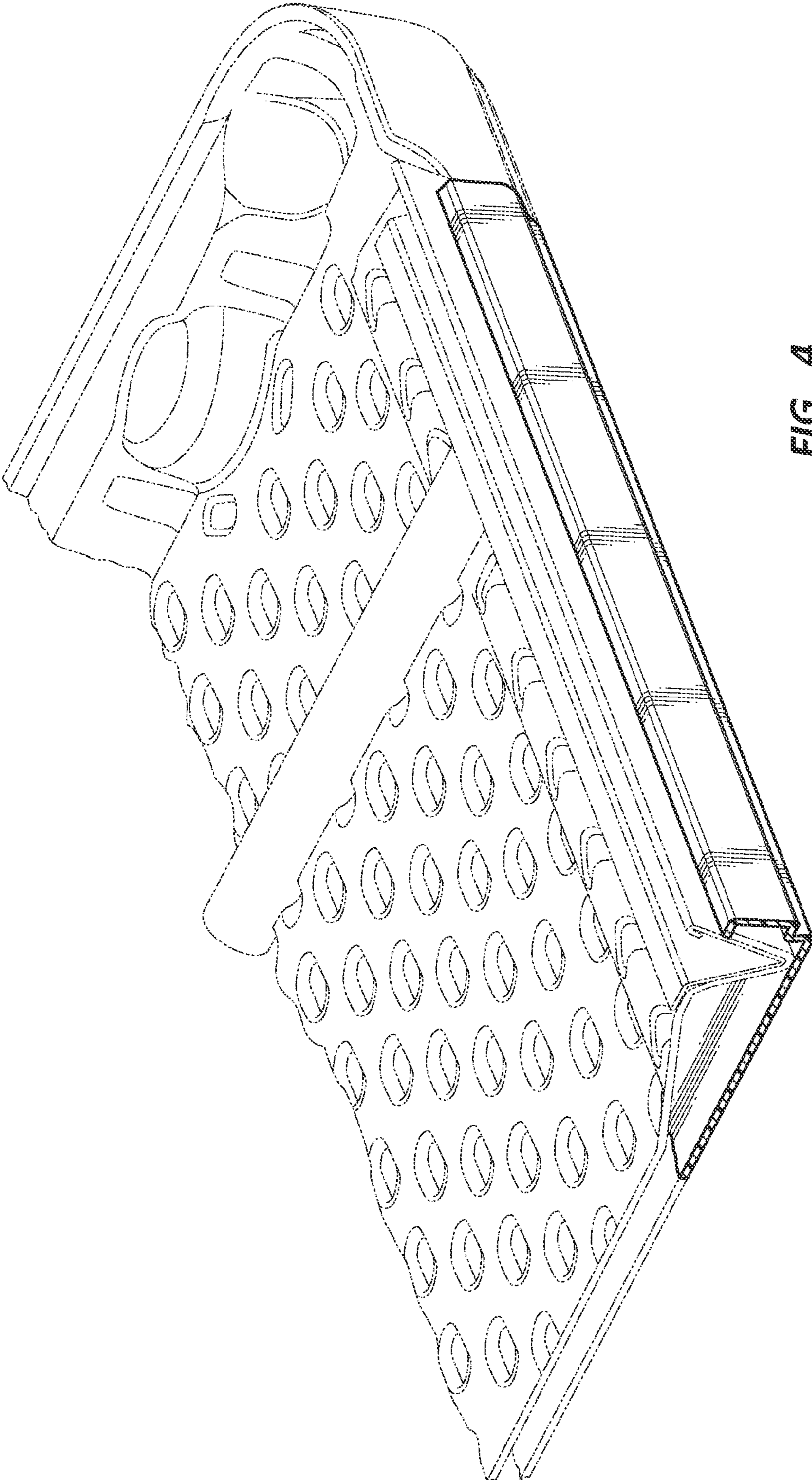


FIG. 4

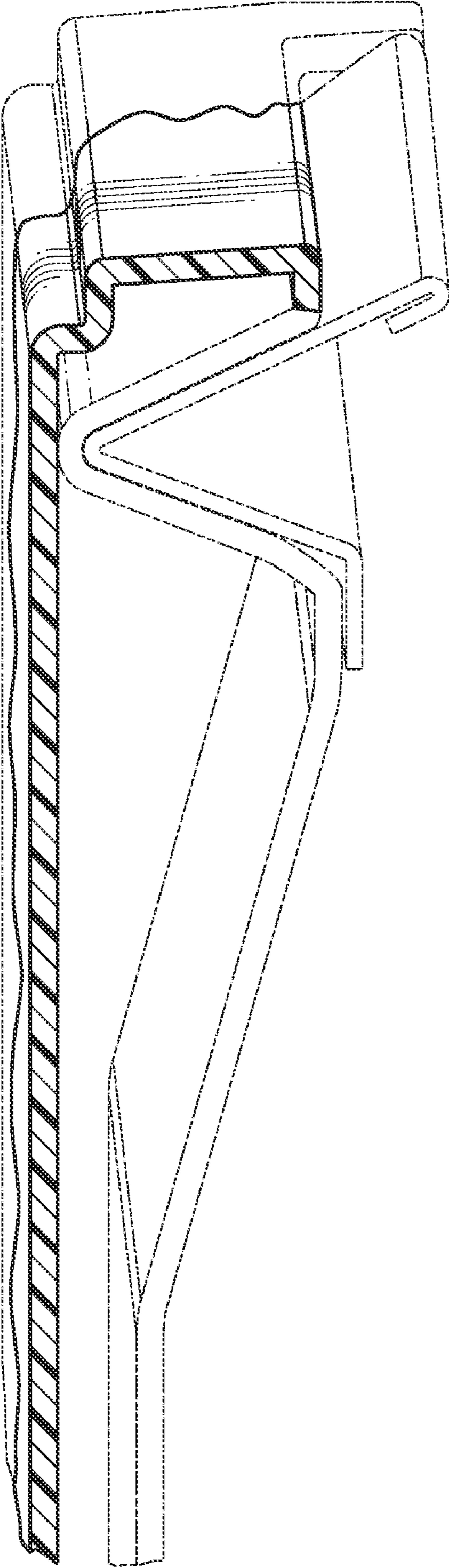


FIG. 5