

US00D662732S

(12) **United States Design Patent**  
**Siekmann**

(10) **Patent No.:** **US D662,732 S**  
(45) **Date of Patent:** **\*\* Jul. 3, 2012**

(54) **FURNITURE FRONT**

(75) Inventor: **Ulrich-Wilhelm Siekmann, Löhne (DE)**

(73) Assignee: **Siekmann Möbelwerke GmbH & Co. KG (DE)**

(\*\*) Term: **14 Years**

(21) Appl. No.: **29/364,421**

(22) Filed: **Jun. 23, 2010**

**Related U.S. Application Data**

(63) Continuation of application No. 29/271,333, filed on Jan. 16, 2007, now abandoned.

(30) **Foreign Application Priority Data**

Jul. 13, 2006 (DE) ..... 000560610

(51) **LOC (9) Cl.** ..... **06-06**

(52) **U.S. Cl.** ..... **D6/492**

(58) **Field of Classification Search** ..... D6/509-510,  
D6/494, 492, 446, 300, 303, 432, 445, 448,  
D6/511, 491; D25/48, 58, 122, 123, 136,  
D25/119; D8/350-353; 312/240, 245; D19/52;  
D11/140, 132, 131; 174/66; 220/241

See application file for complete search history.

(56) **References Cited**

**U.S. PATENT DOCUMENTS**

D228,720 S \* 10/1973 Cowan ..... D6/300  
D232,894 S \* 9/1974 Dillen ..... D6/494  
D244,368 S \* 5/1977 Dean ..... D11/140  
D282,355 S \* 1/1986 Hartzell ..... D11/132  
D320,364 S \* 10/1991 Hernandez ..... D11/131  
D324,780 S \* 3/1992 Sebesta ..... D6/303  
D338,718 S \* 8/1993 Izzo ..... D25/48

D341,029 S \* 11/1993 Ilaria et al. .... D6/300  
D344,542 S \* 2/1994 Chang ..... D19/59  
D357,147 S \* 4/1995 Keller ..... D6/492  
D375,424 S \* 11/1996 Burwick ..... D6/492  
D378,791 S \* 4/1997 Walters et al. .... D6/492  
D392,127 S \* 3/1998 Paus ..... D6/492  
D418,334 S \* 1/2000 Brandon ..... D6/492  
D438,636 S \* 3/2001 Stuart ..... D25/48  
6,281,440 B1 \* 8/2001 Baldwin et al. .... 174/66

(Continued)

**FOREIGN PATENT DOCUMENTS**

DE 0005606100001 7/2006

(Continued)

*Primary Examiner* — Austin Murphy

(74) *Attorney, Agent, or Firm* — Bourque and Associates, PA

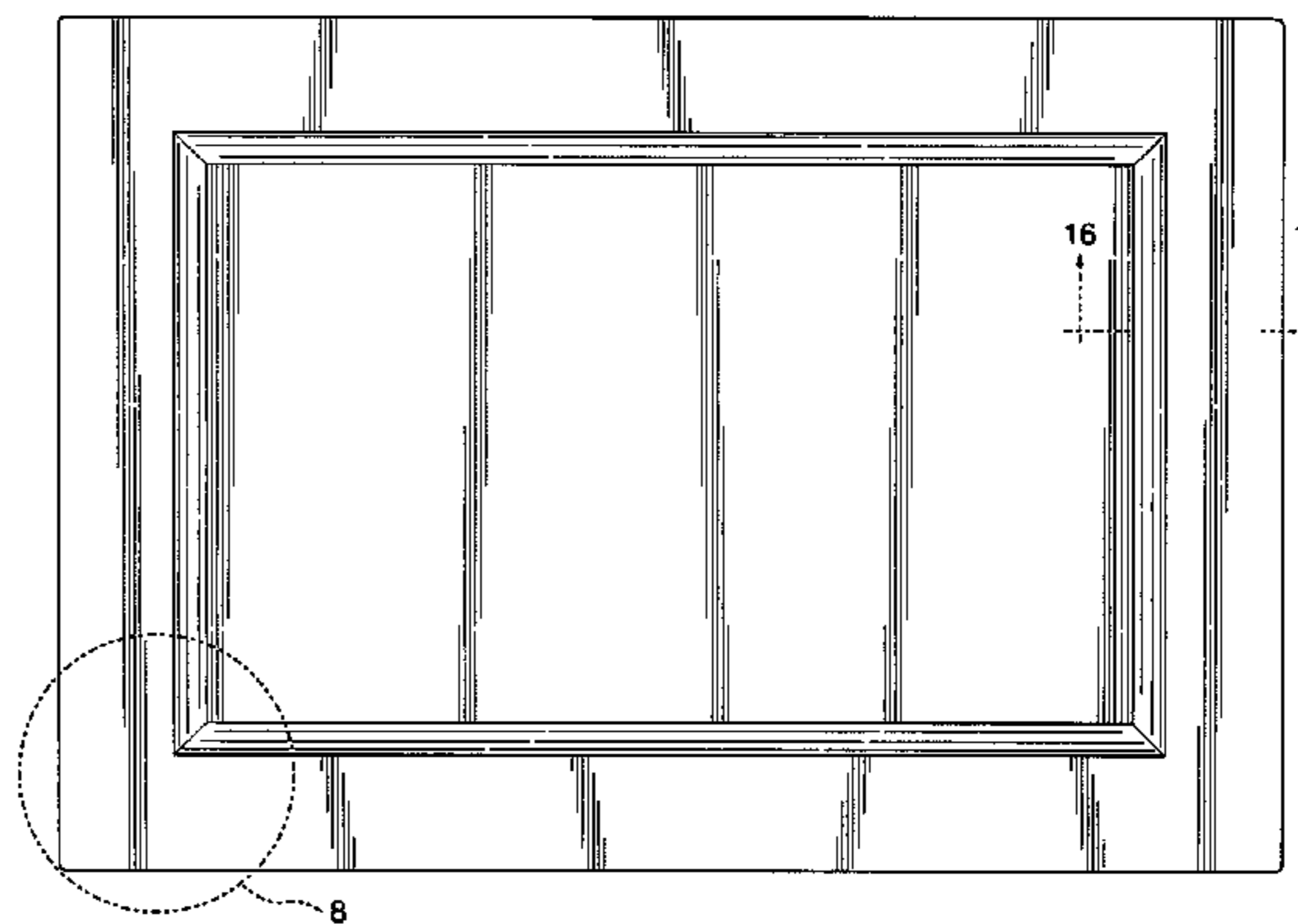
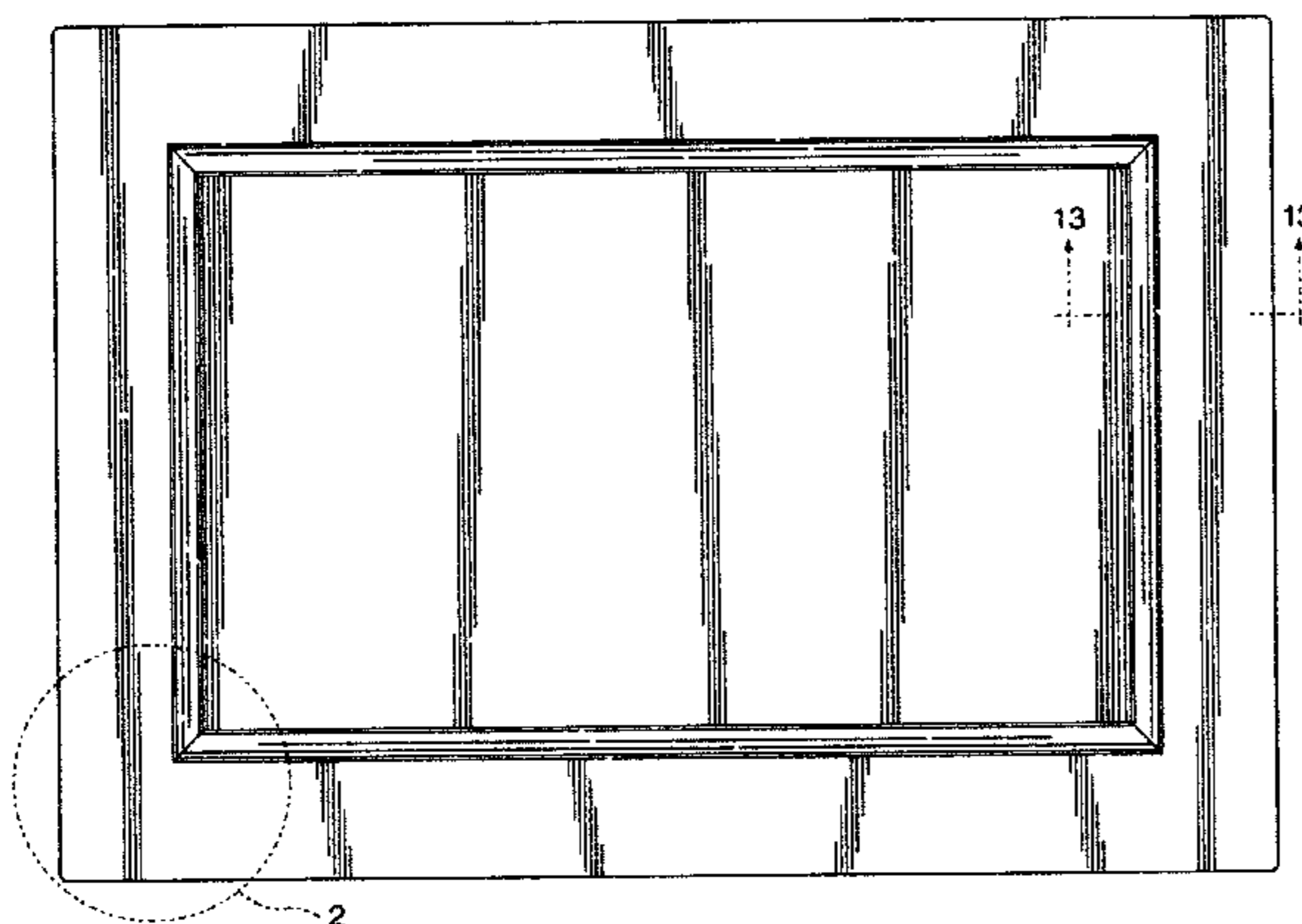
(57) **CLAIM**

The ornamental design for the furniture front, as shown and described.

**DESCRIPTION**

FIG. 1 is a top view of the furniture front;  
FIG. 2 is an enlarged view of the bottom right portion thereof;  
FIG. 3 is a top view of the furniture front showing a second embodiment;  
FIG. 4 is an enlarged view of the bottom right portion of FIG. 3;  
FIG. 5 is a top view of the furniture front showing a third embodiment;  
FIG. 6 is an enlarged view of the bottom right portion of FIG. 4;  
FIG. 7 is a cross sectional view of FIG. 2;  
FIG. 8 is a cross sectional view of FIG. 4; and,  
FIG. 9 is a cross sectional view of FIG. 6.

**1 Claim, 9 Drawing Sheets**



# US D662,732 S

Page 2

---

## U.S. PATENT DOCUMENTS

D469,546 S \* 1/2003 Lilie et al. .... D25/60  
D470,245 S \* 2/2003 Schrader ..... D25/119  
D476,176 S \* 6/2003 Lenger ..... D6/494  
D484,618 S \* 12/2003 Kakhiani ..... D25/136  
D488,015 S \* 4/2004 Brandon ..... D6/510  
D488,648 S \* 4/2004 Stanton ..... D6/494  
D492,141 S \* 6/2004 Brandon ..... D6/494  
D493,896 S \* 8/2004 Mock ..... D25/138  
D510,830 S \* 10/2005 Brandon ..... D6/510  
D541,137 S \* 4/2007 Fabrizi ..... D8/353  
D565,195 S \* 3/2008 Mock et al. .... D25/49

D566,296 S \* 4/2008 Walsh et al. .... D25/48  
D576,432 S \* 9/2008 Siekmann ..... D6/509  
D601,369 S \* 10/2009 Mock et al. .... D6/492  
D611,274 S \* 3/2010 Weaver et al. .... D6/492

## FOREIGN PATENT DOCUMENTS

DE 0005606100002 7/2006  
DE 0005606100003 7/2006  
DE 0005606100004 7/2006  
WO DM 068136 7/2006

\* cited by examiner



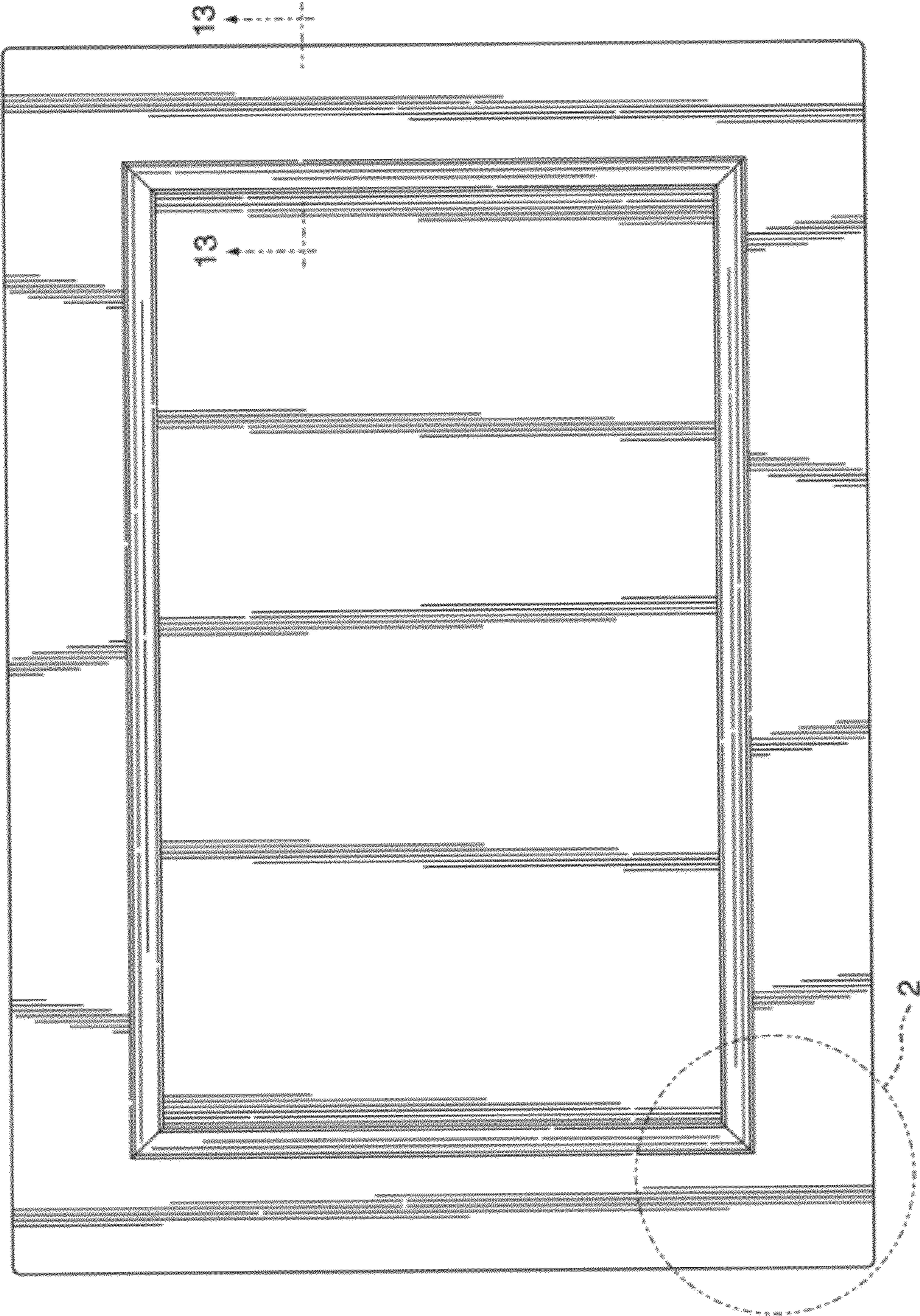


FIG. 1

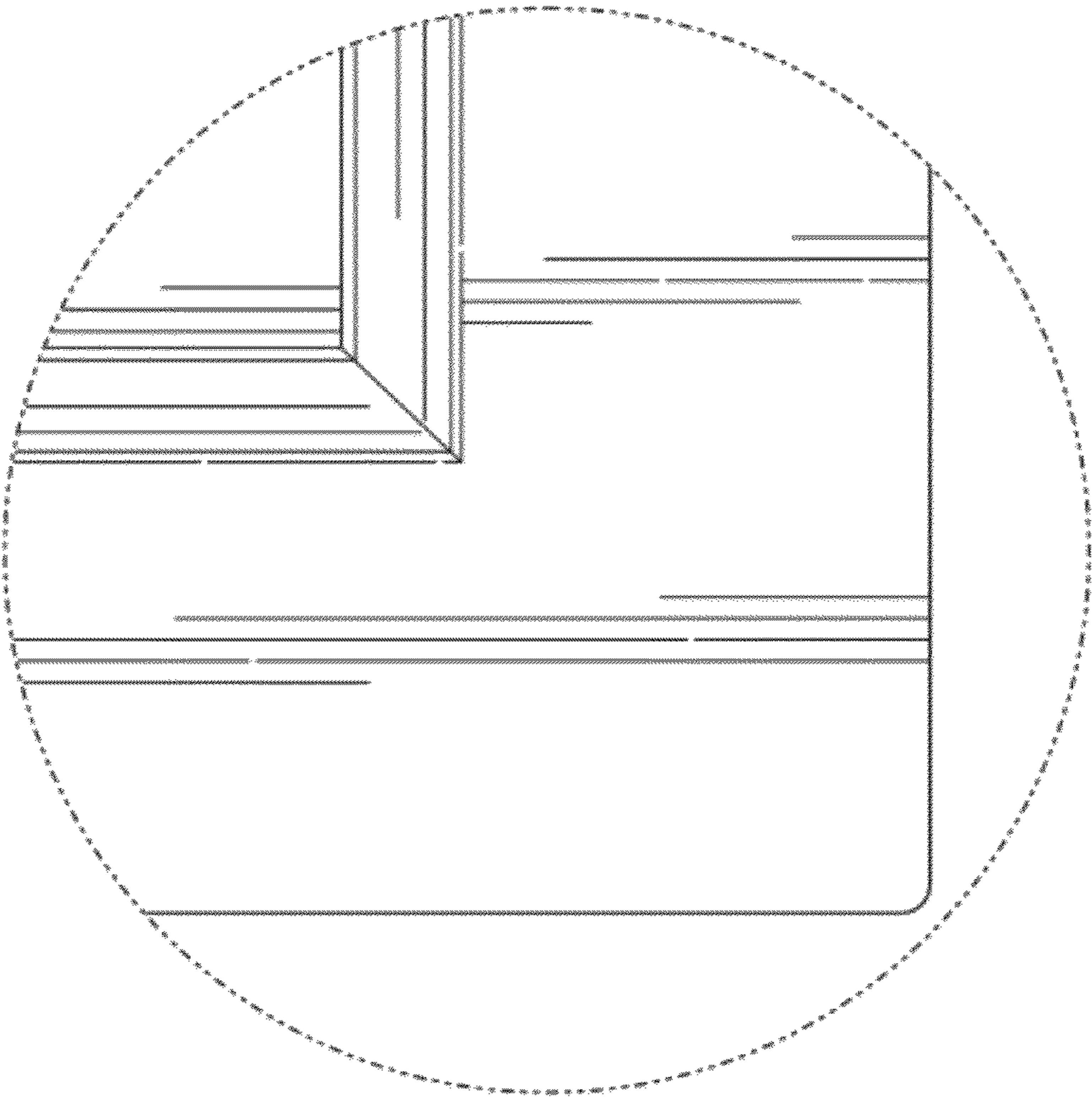


FIG. 2



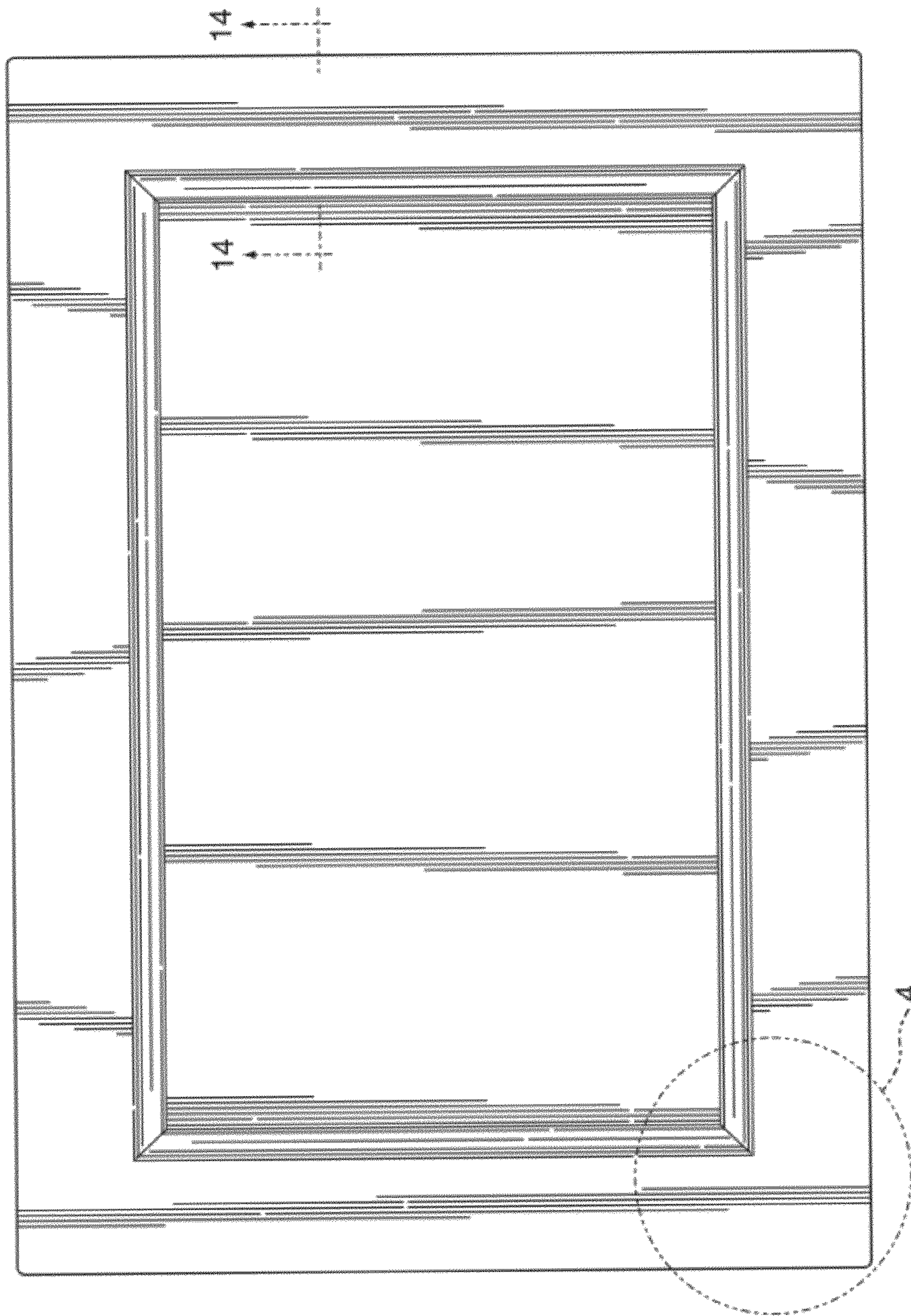


FIG. 3

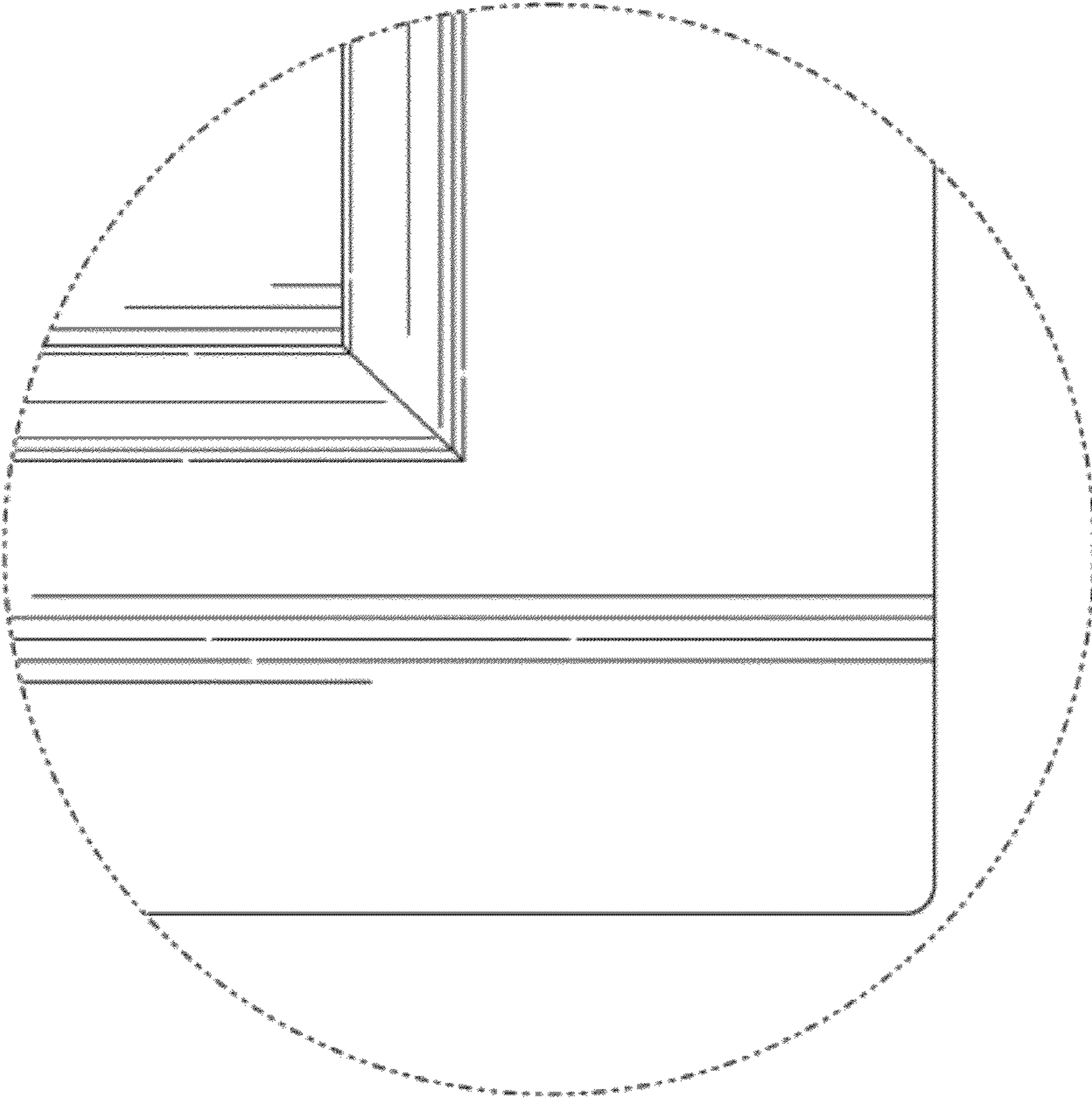


FIG. 4



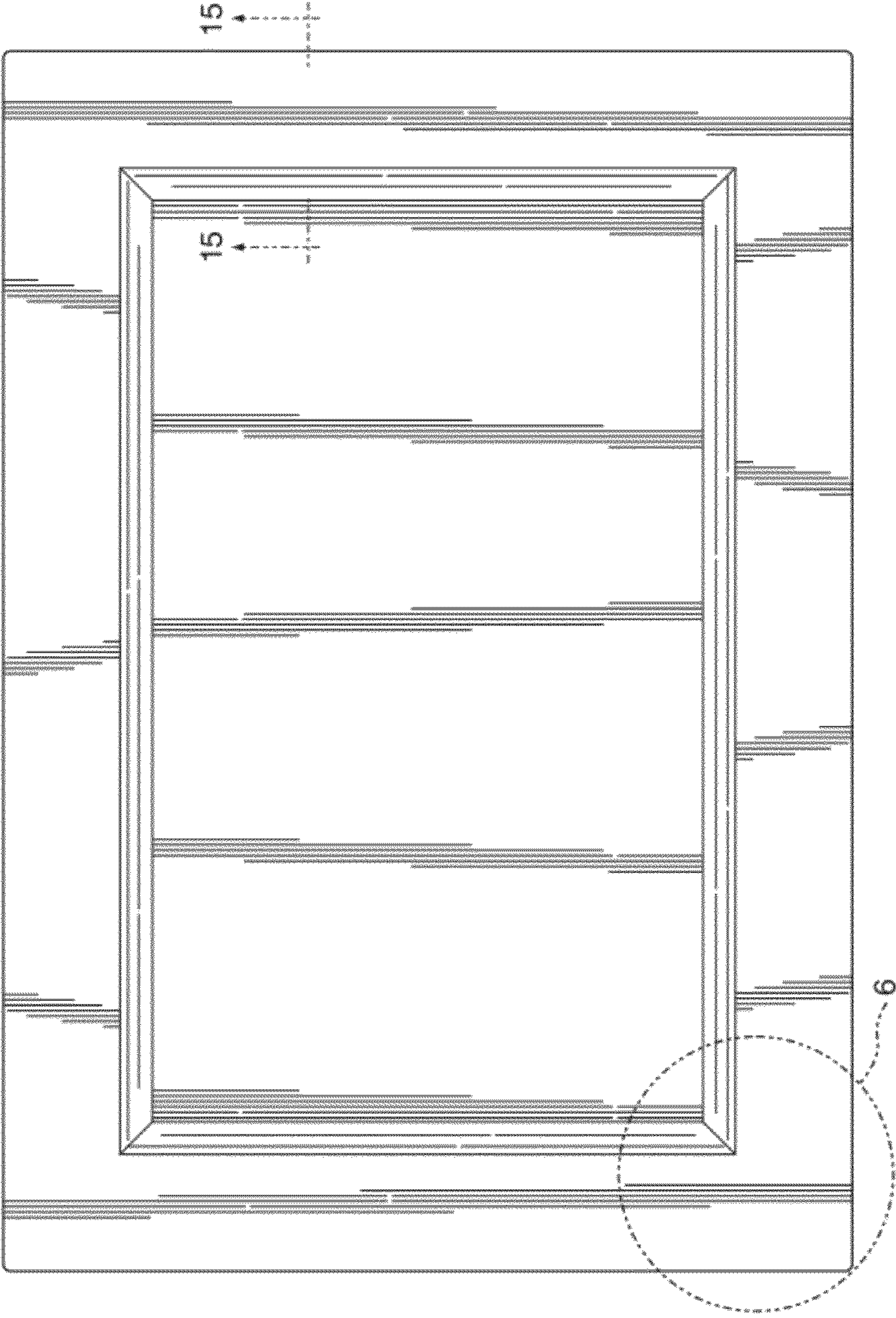


FIG. 5

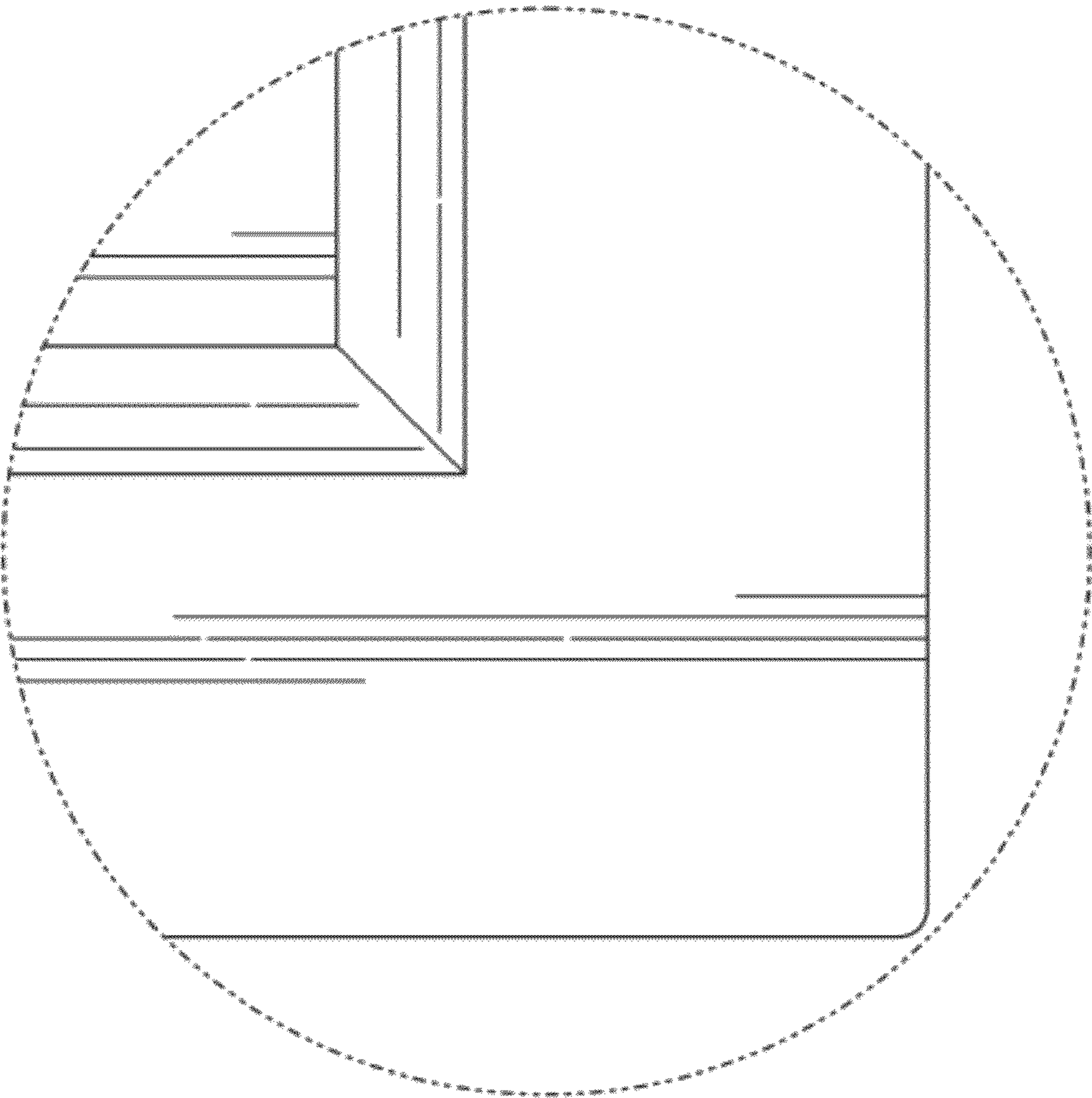


FIG. 6



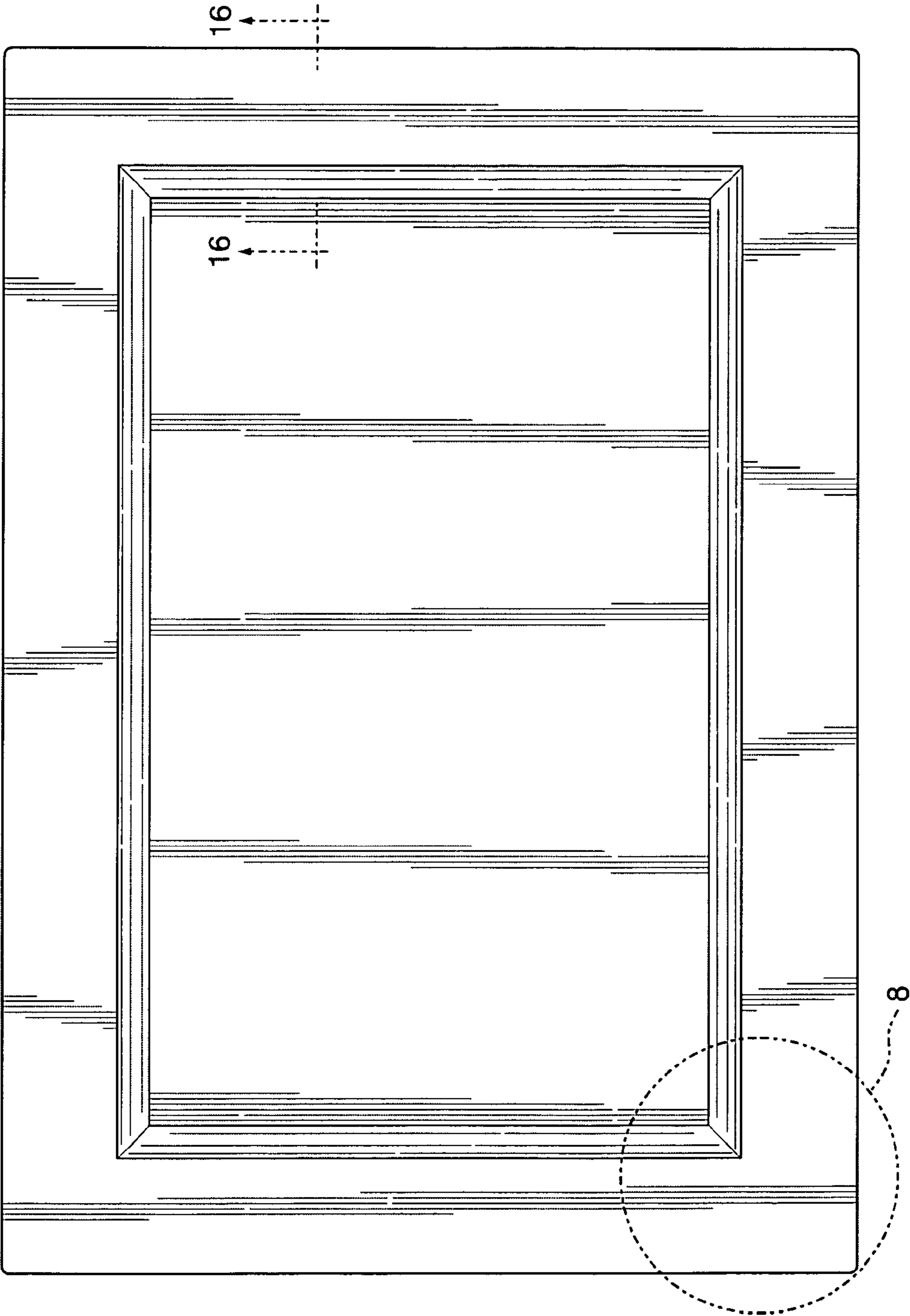


FIG. 7

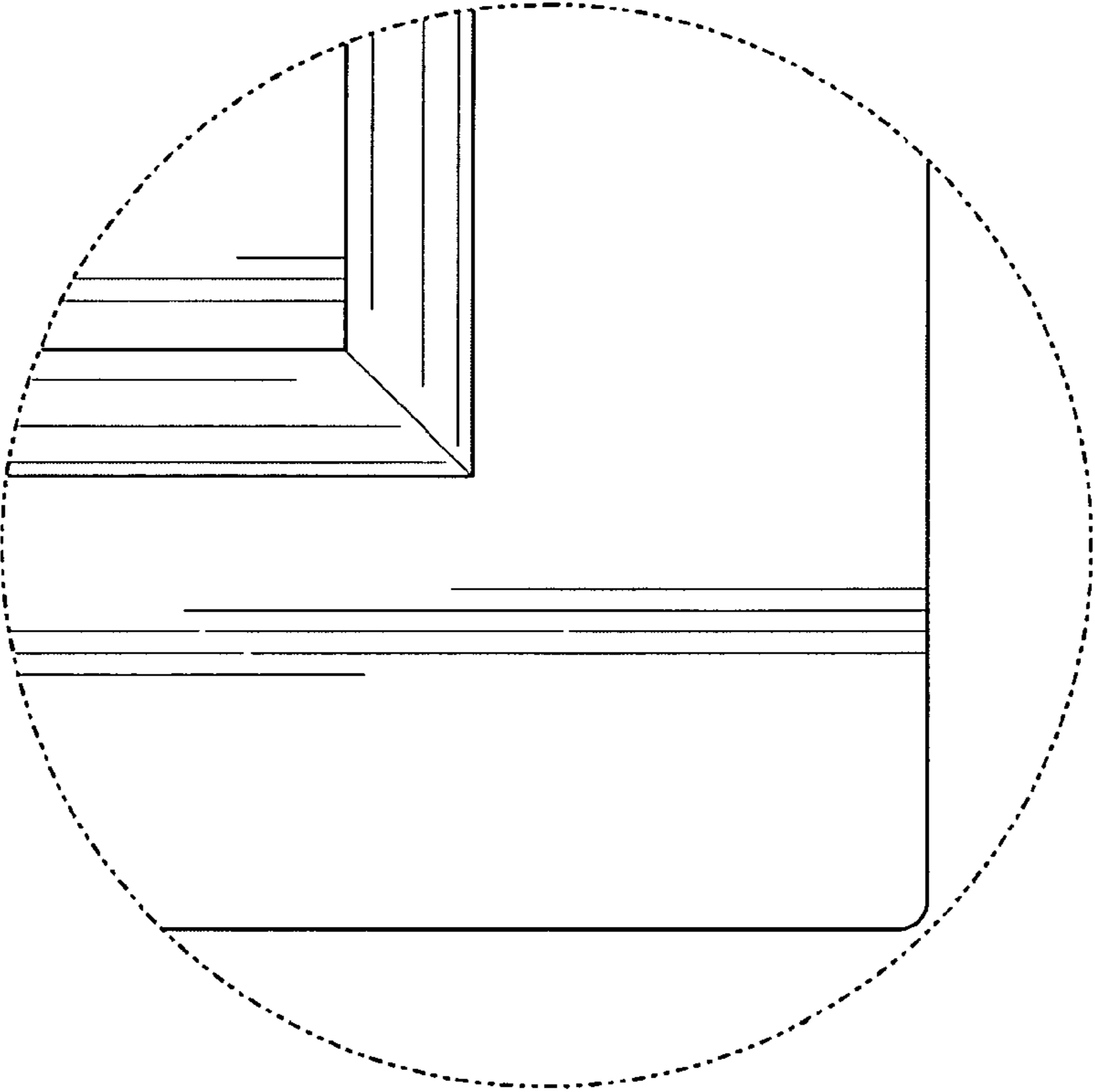


FIG. 8




FIG. 9