

US00D662704S

(12) **United States Design Patent**  
**Ha**

(10) **Patent No.:** **US D662,704 S**

(45) **Date of Patent:** **\*\* Jul. 3, 2012**

(54) **ATHLETIC SOCK**

(76) Inventor: **Minh Ha**, Houston, TX (US)

(\*\*) Term: **14 Years**

(21) Appl. No.: **29/397,688**

(22) Filed: **Jul. 19, 2011**

(51) **LOC (9) Cl.** ..... **02-04**

(52) **U.S. Cl.** ..... **D2/980**

(58) **Field of Classification Search** ..... D2/980-994;  
2/239-242; 66/185-187

See application file for complete search history.

(56) **References Cited**

**U.S. PATENT DOCUMENTS**

396,945	A *	1/1889	Michelson	.....	2/239
1,062,910	A	5/1913	Hirner		
D60,882	S	4/1922	Ryan		
1,434,941	A	11/1922	Boyd		
D63,272	S *	11/1923	Schletter	.....	D2/985
D71,791	S	1/1927	Greco		
D72,143	S	3/1927	Breyer		
D77,055	S	4/1928	Briggs		
D75,394	S	5/1928	Taubel		
D76,025	S	8/1928	Lefi		
D78,639	S	5/1929	Lefi		
1,813,266	A *	7/1931	Woods	.....	139/388
2,150,773	A	3/1939	Lawson		
D121,856	S	8/1940	Styka		
2,283,278	A *	5/1942	Morse	.....	2/240
D162,352	S	11/1950	Sigel		
D164,634	S *	9/1951	Ischinger	.....	D2/988
D173,559	S	11/1954	Crawford		

D176,170	S *	11/1955	Apar	.....	D2/987
D257,187	S	10/1980	Phillips		
4,514,863	A *	5/1985	Tuyet-Van	.....	2/240
D283,557	S *	4/1986	Houston	.....	D2/994
D290,424	S	6/1987	Lindecker		
5,335,517	A *	8/1994	Throneburg et al.	.....	66/185
5,603,232	A *	2/1997	Throneburg	.....	66/185
D414,030	S	9/1999	Asakura		
6,286,151	B1 *	9/2001	Lambertz	.....	2/239
D622,495	S *	8/2010	Swain et al.	.....	D2/980

\* cited by examiner

*Primary Examiner* — T. Chase Nelson

*Assistant Examiner* — Kathleen M Sims

(74) *Attorney, Agent, or Firm* — QuickPatents, Inc.; Kevin Prince

(57) **CLAIM**

I claim the ornamental design for an athletic sock, as shown and described.

**DESCRIPTION**

FIG. 1 is a rear perspective view of an athletic sock showing my new design;

FIG. 2 is a side elevational view, the opposite side being a mirror image thereof;

FIG. 3 is a front elevational view thereof;

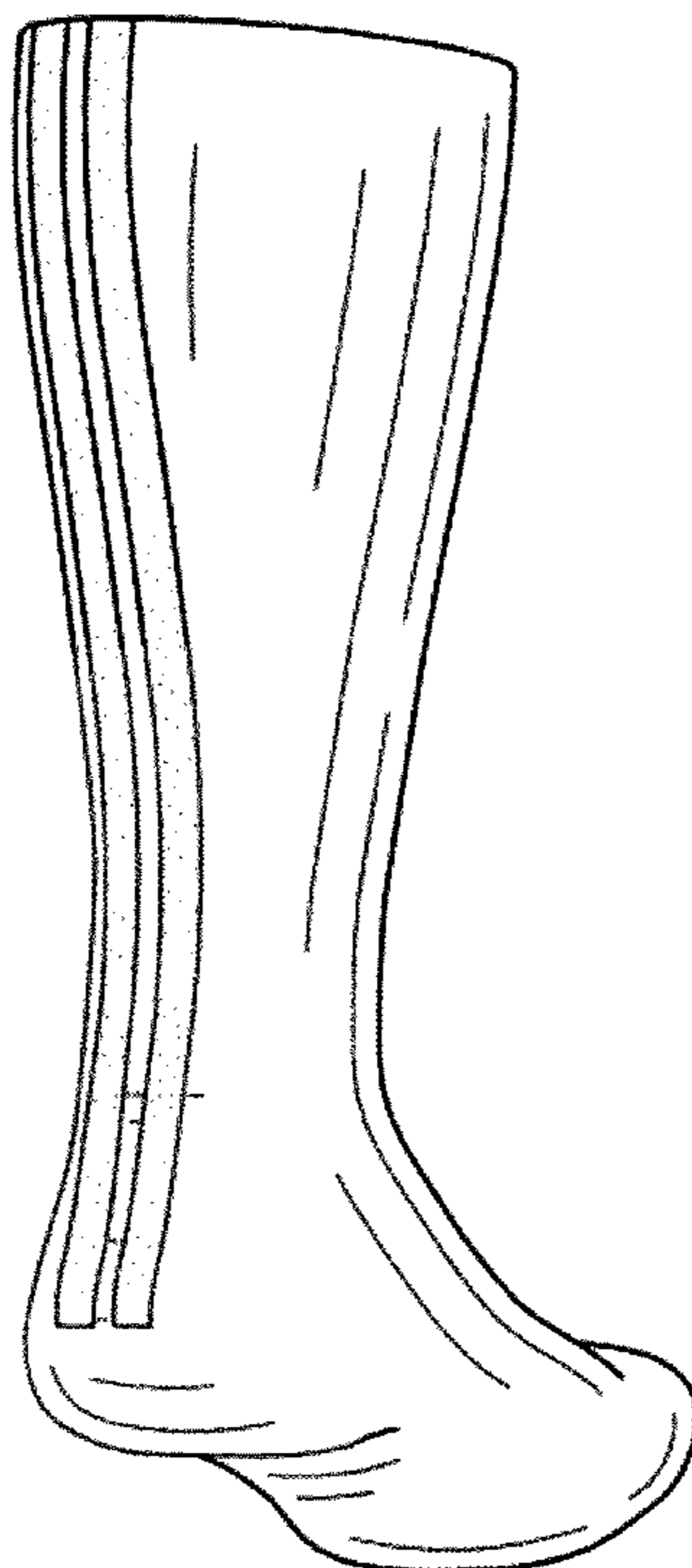
FIG. 4 is a rear elevational view thereof;

FIG. 5 is a top plan view thereof; and,

FIG. 6 is a bottom plan view thereof.

The shading on the two parallel lines on the rear of the sock depict a contrasting color to the remainder of the sock.

**1 Claim, 3 Drawing Sheets**



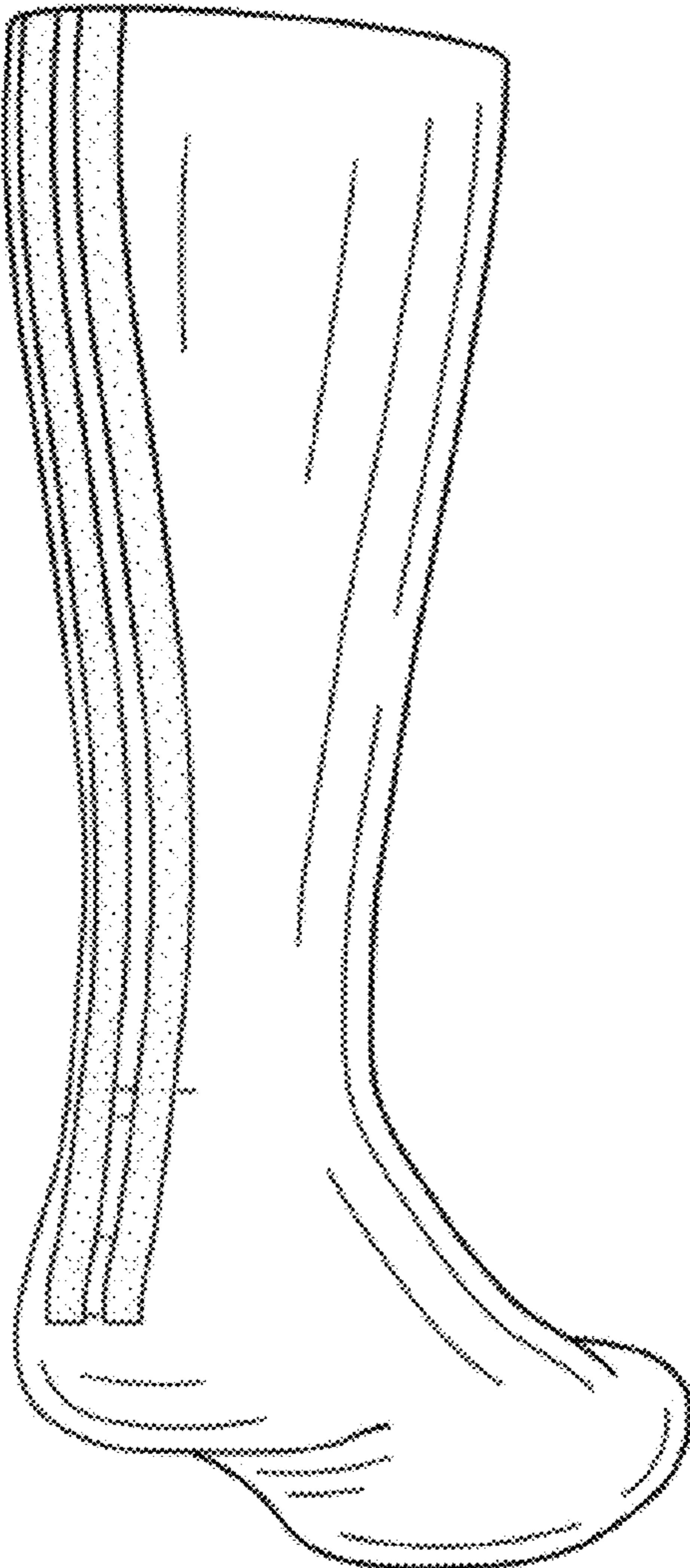


FIG. 1



FIG. 2

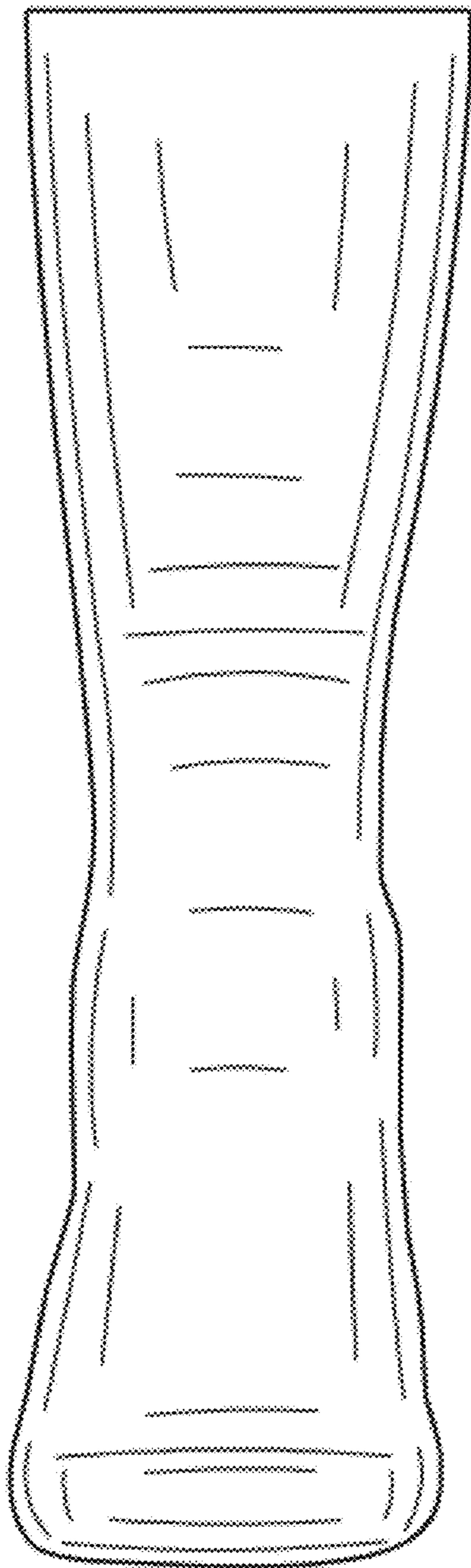


FIG. 3

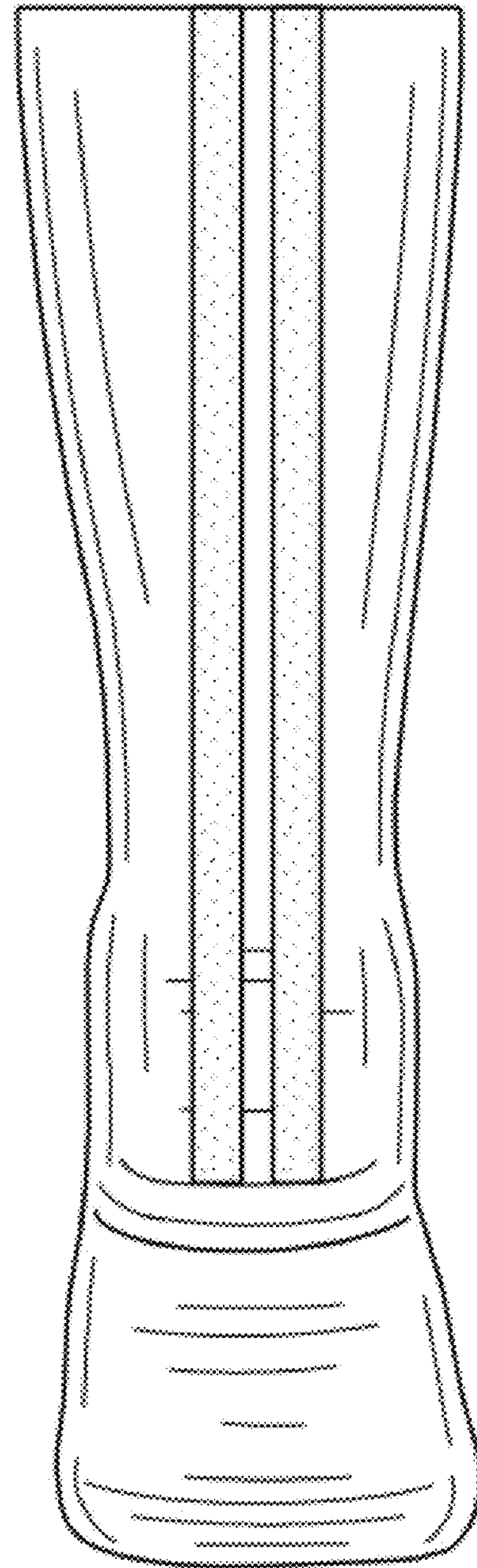


FIG. 4

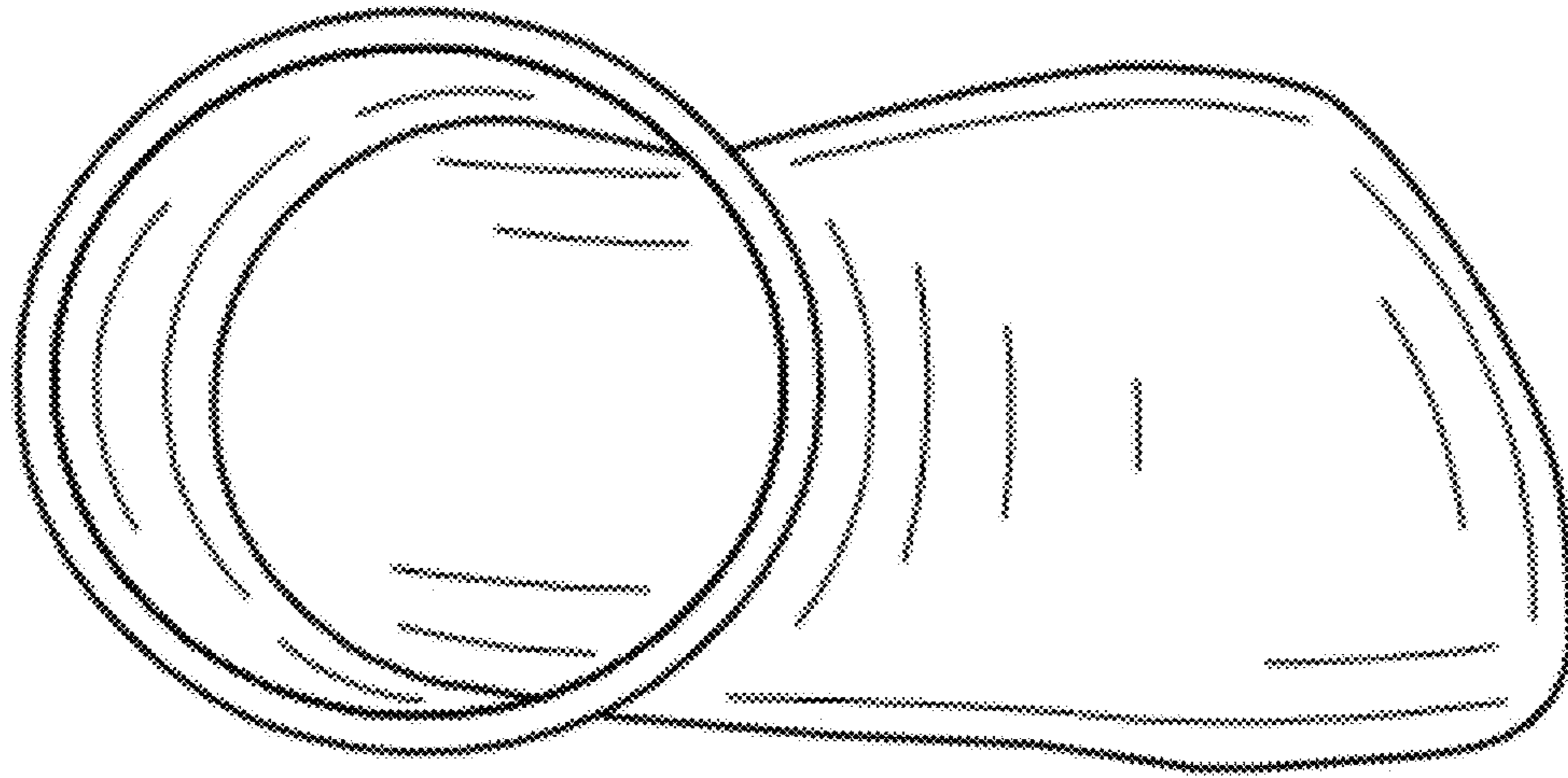


FIG. 5

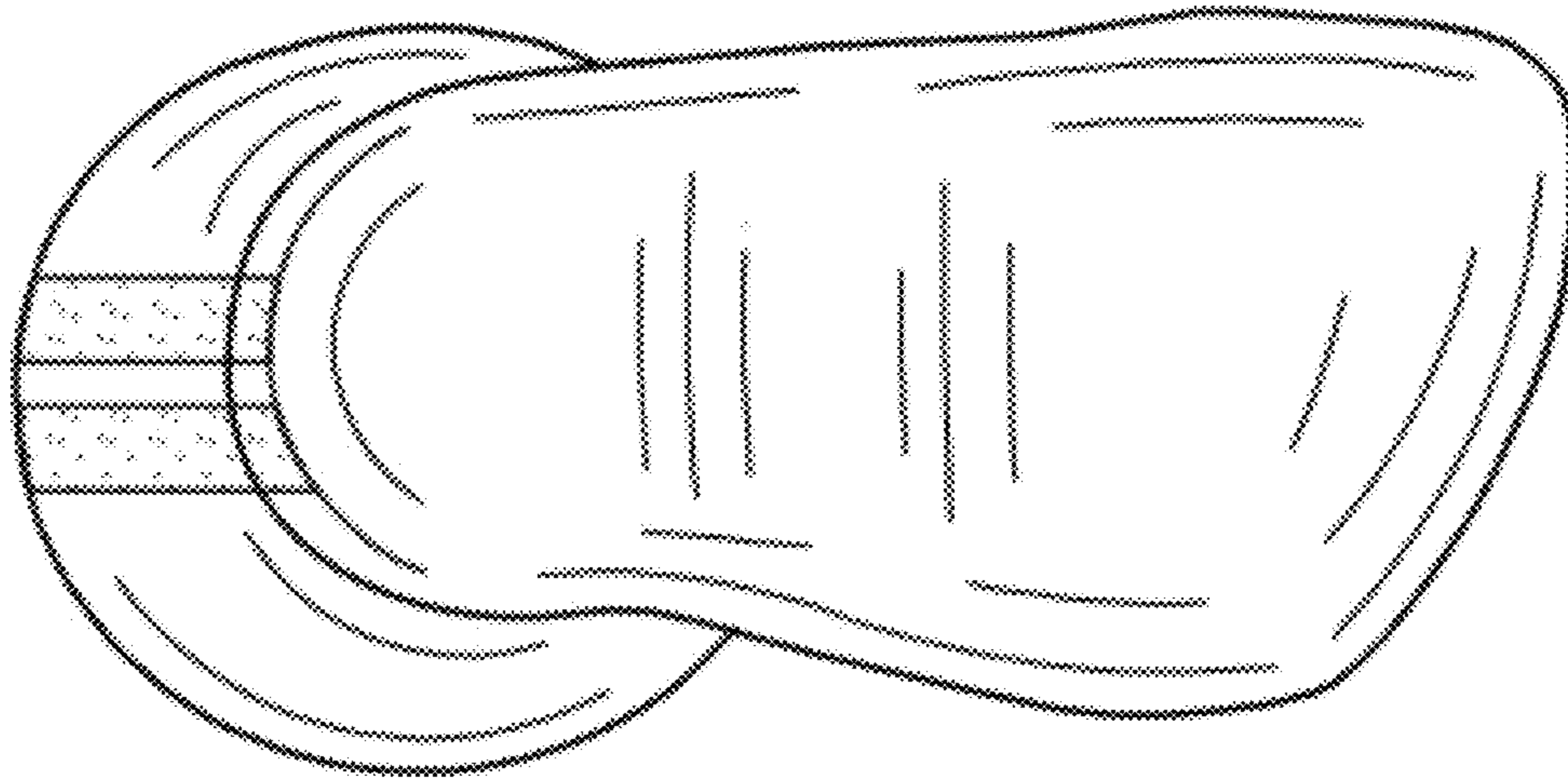


FIG. 6