

US00D662677S

(12) **United States Design Patent**
Bilger et al.

(10) **Patent No.:** **US D662,677 S**
(45) **Date of Patent:** **** Jun. 26, 2012**

(54) **STICK VACUUM**

(75) Inventors: **Dan Bilger**, Amherst, NH (US); **Meg McCusker**, Somerville, MA (US); **Dann Provolo**, Barrington, RI (US)

(73) Assignee: **Euro-Pro Operating LLC**, Newton, MA (US)

(**) Term: **14 Years**

(21) Appl. No.: **29/386,885**

(22) Filed: **Mar. 4, 2011**

(51) **LOC (9) Cl.** **15-05**

(52) **U.S. Cl.** **D32/22**

(58) **Field of Classification Search** D32/16,
D32/17, 22, 31, 34; 15/347, 353, 320, 340.2,
15/350-351, 363, 410-411, 327.1, 71.1,
15/79.1, 79.2; 55/337, 459.1, DIG. 3, 429
See application file for complete search history.

(56) **References Cited**

U.S. PATENT DOCUMENTS

D220,970 S	6/1971	Rawson et al.	
D328,165 S	7/1992	Ferrari et al.	
D359,604 S	6/1995	Sovis et al.	
D377,697 S	1/1997	Stephens et al.	
D382,681 S	8/1997	Thomas	
D398,099 S	9/1998	Leung	
D421,671 S	3/2000	Thomas et al.	
D426,356 S	6/2000	Tsuruha	
6,146,434 A *	11/2000	Scalfani et al.	55/334
D436,699 S	1/2001	Makihara et al.	
D442,750 S	5/2001	Saunders et al.	
D456,964 S *	5/2002	Alford et al.	D32/31
D457,695 S	5/2002	Stephens	
D469,226 S *	1/2003	Stephens	D32/31
D475,491 S	6/2003	Kalman et al.	
D475,822 S *	6/2003	Kalman et al.	D32/31
D477,446 S	7/2003	Kalman et al.	

D482,506 S *	11/2003	Honda et al.	D32/22
D494,330 S	8/2004	Downey et al.	
D515,259 S *	2/2006	Maruyama et al.	D32/22
D521,699 S *	5/2006	Greene et al.	D32/22
D533,976 S	12/2006	Luebbering et al.	
D537,584 S *	2/2007	Greene et al.	D32/22
D541,997 S	5/2007	Greene	
D562,509 S *	2/2008	Lee	D32/22
D564,156 S	3/2008	Agren et al.	
D565,814 S	4/2008	Agren et al.	
D566,352 S	4/2008	Agren et al.	
D568,015 S	4/2008	Ponikvar et al.	
D568,016 S	4/2008	Ponikvar et al.	
D578,259 S	10/2008	Agren et al.	
D582,111 S	12/2008	Agren et al.	
D608,961 S	1/2010	Reese et al.	
D608,962 S *	1/2010	Reese et al.	D32/22
D608,963 S	1/2010	Reese et al.	
D615,717 S *	5/2010	Butts et al.	D32/22
D631,625 S *	1/2011	Wada et al.	D32/22
D646,856 S *	10/2011	Breit et al.	D32/22
2004/0134022 A1	7/2004	Murphy et al.	

* cited by examiner

Primary Examiner — Ruth McInroy

(74) *Attorney, Agent, or Firm* — Wolf, Greenfield & Sacks, P.C.

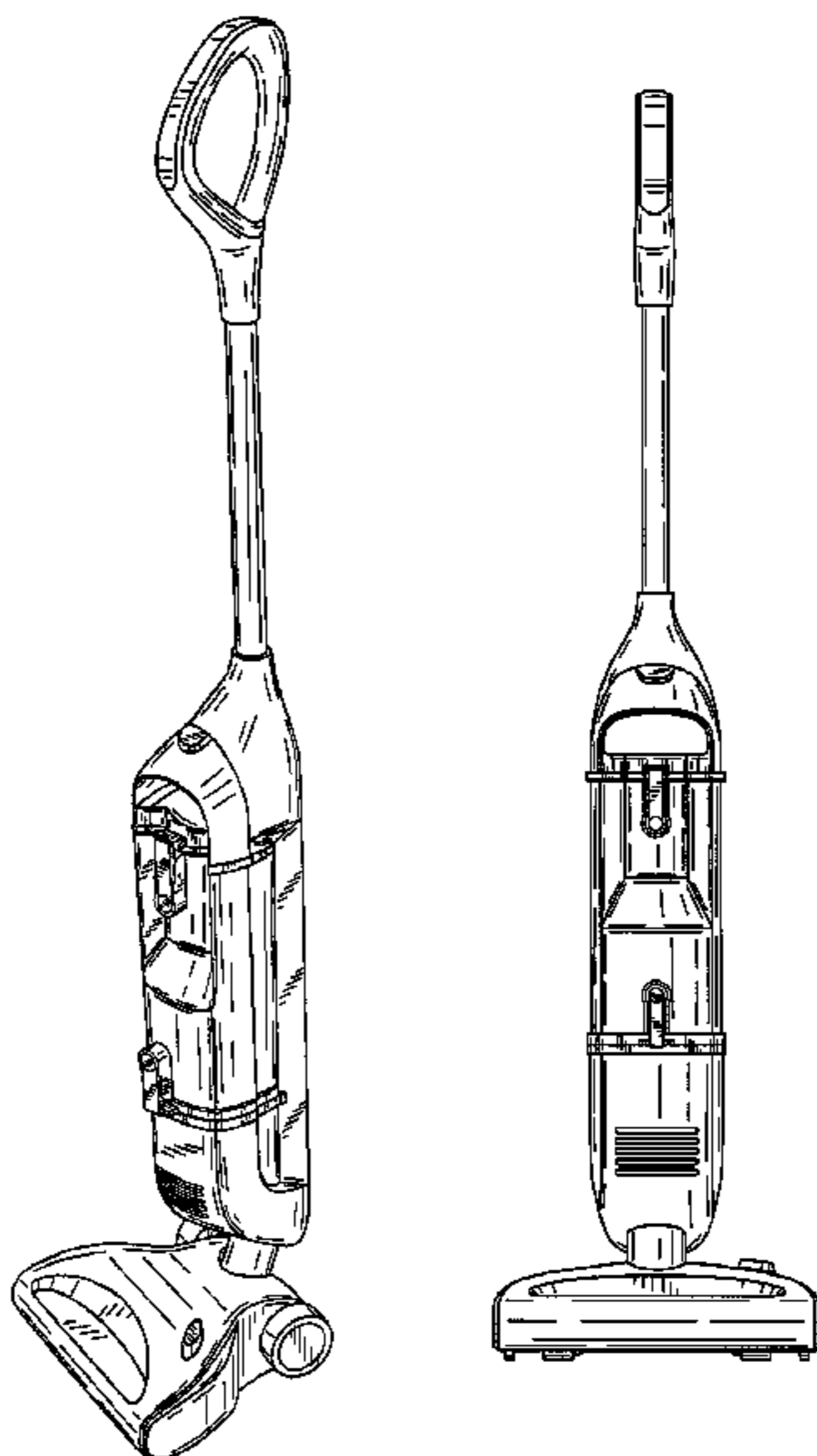
(57) **CLAIM**

The ornamental design of a stick vacuum, as shown and described.

DESCRIPTION

FIG. 1 is a perspective view of a stick vacuum in accordance with the present design;
FIG. 2 is a front view thereof;
FIG. 3 is a rear view thereof;
FIG. 4 is a left side view thereof;
FIG. 5 is a right side view thereof;
FIG. 6 is a top plan view thereof; and,
FIG. 7 is a bottom plan view thereof.

1 Claim, 3 Drawing Sheets



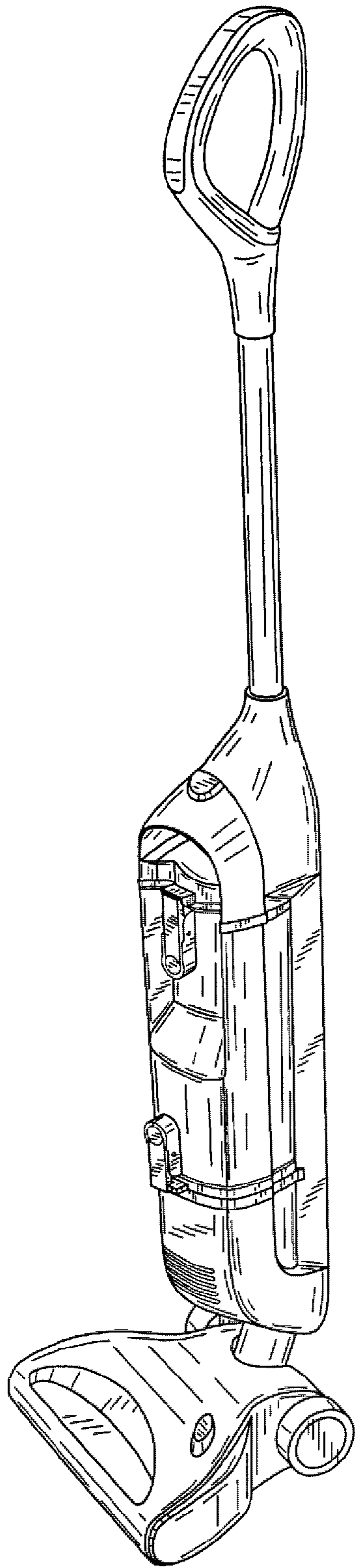


FIG. 1

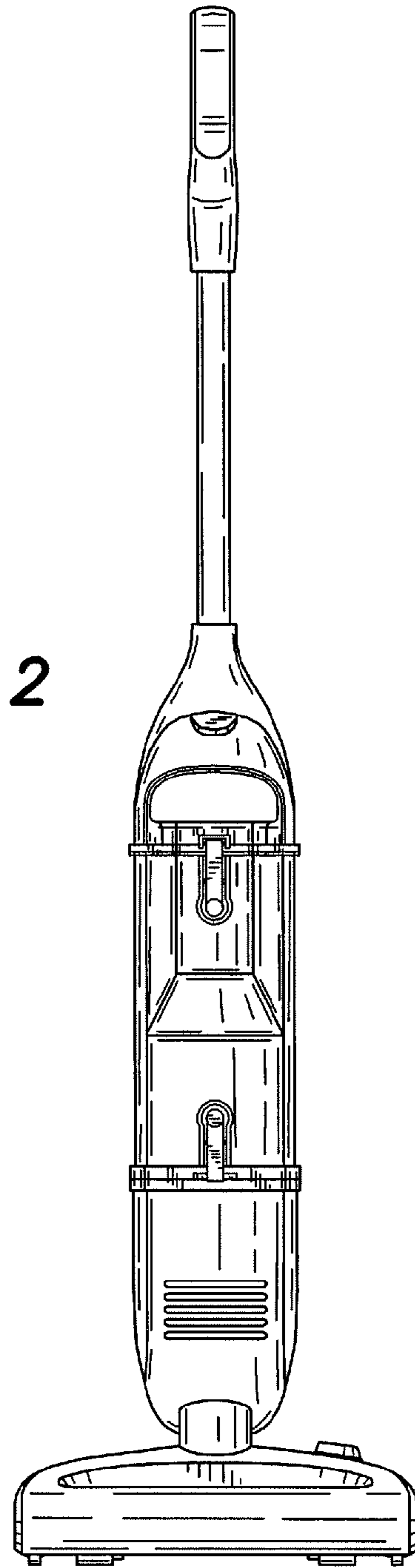


FIG. 2

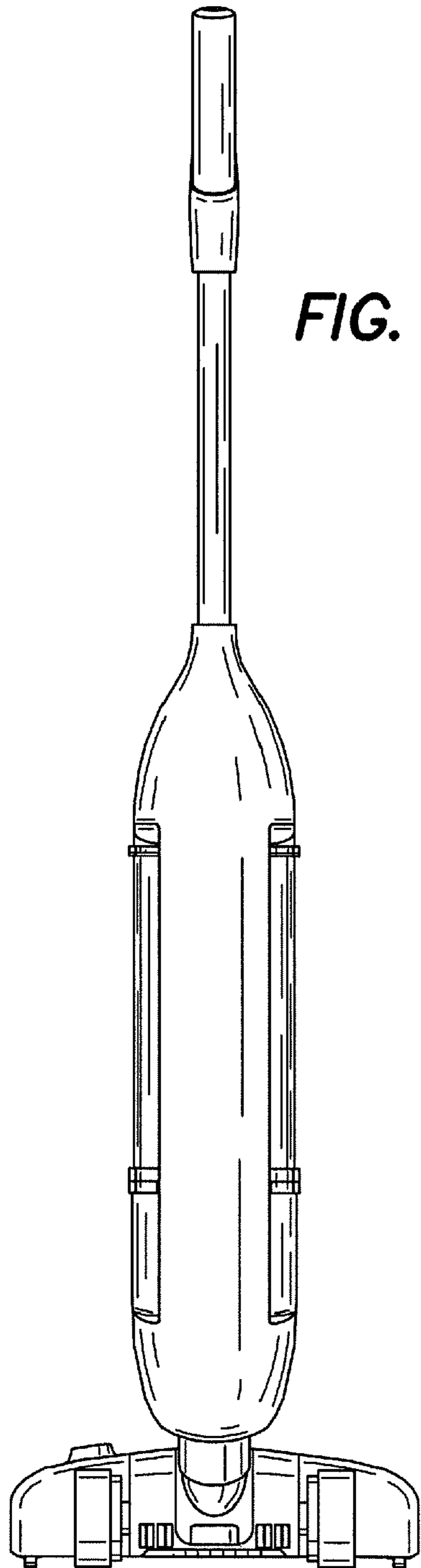



FIG. 3

FIG. 4






FIG. 5

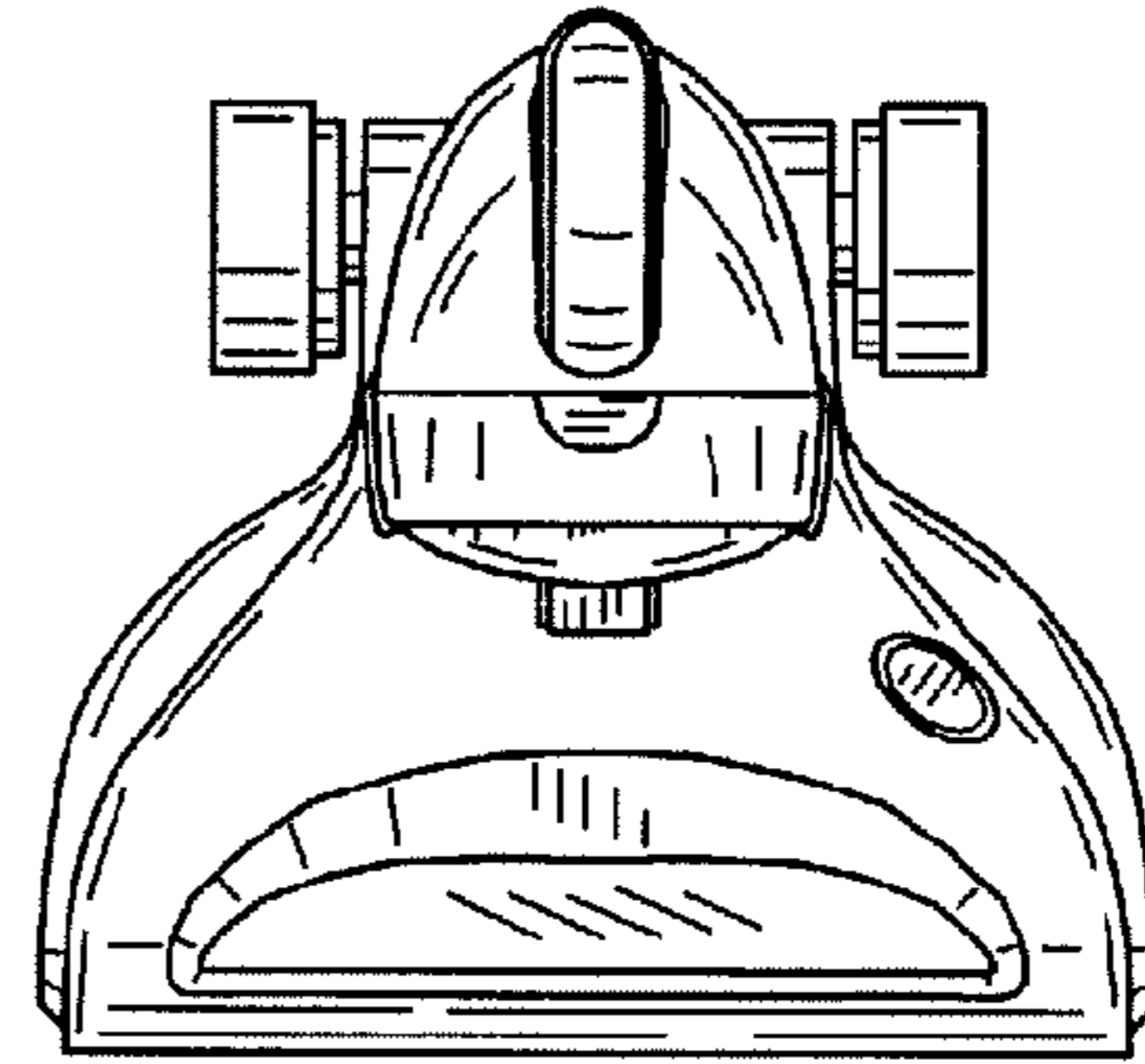


FIG. 6

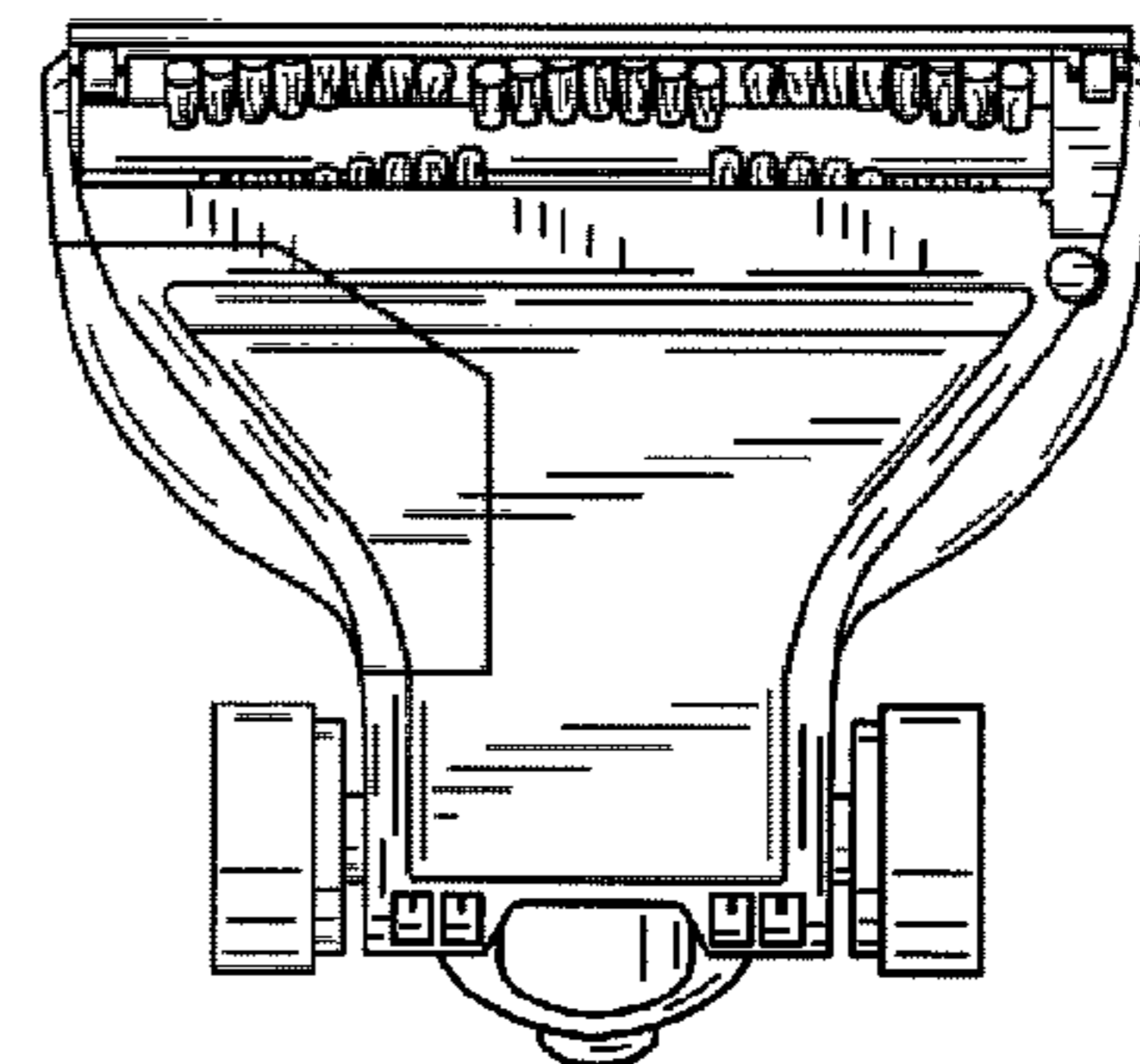


FIG. 7