



US00D662676S

(12) **United States Design Patent**
Wechsler

(10) **Patent No.:** **US D662,676 S**

(45) **Date of Patent:** **** Jun. 26, 2012**

(54) **PET TOY**

(76) **Inventor:** **Lawrence I. Wechsler**, Great Neck, NY
(US)

(**) **Term:** **14 Years**

(21) **Appl. No.:** **29/388,099**

(22) **Filed:** **Mar. 24, 2011**

(51) **LOC (9) Cl.** **30-99**

(52) **U.S. Cl.** **D30/160**

(58) **Field of Classification Search** D30/119,
D30/158, 160, 199; 119/702, 706-711; D21/707,
D21/713-714; D24/211, 214; 446/125,
446/127; 473/52, 569, 595

See application file for complete search history.

(56) **References Cited**

U.S. PATENT DOCUMENTS

D207,167 S * 3/1967 Fisher D30/160
4,513,014 A * 4/1985 Edwards D30/160
D358,007 S * 5/1995 Axelrod D30/160

5,419,283 A * 5/1995 Leo 119/709
D433,778 S * 11/2000 Axelrod D30/160
6,379,725 B1 * 4/2002 Wang et al. 426/72
D492,836 S * 7/2004 Lawrenson D30/160
D501,286 S * 2/2005 Wang D30/160
D501,698 S * 2/2005 McNamara D30/160
D501,700 S * 2/2005 Turner D30/160
D514,278 S * 2/2006 Weinberg D1/199

* cited by examiner

Primary Examiner — Cathy A MacCormac

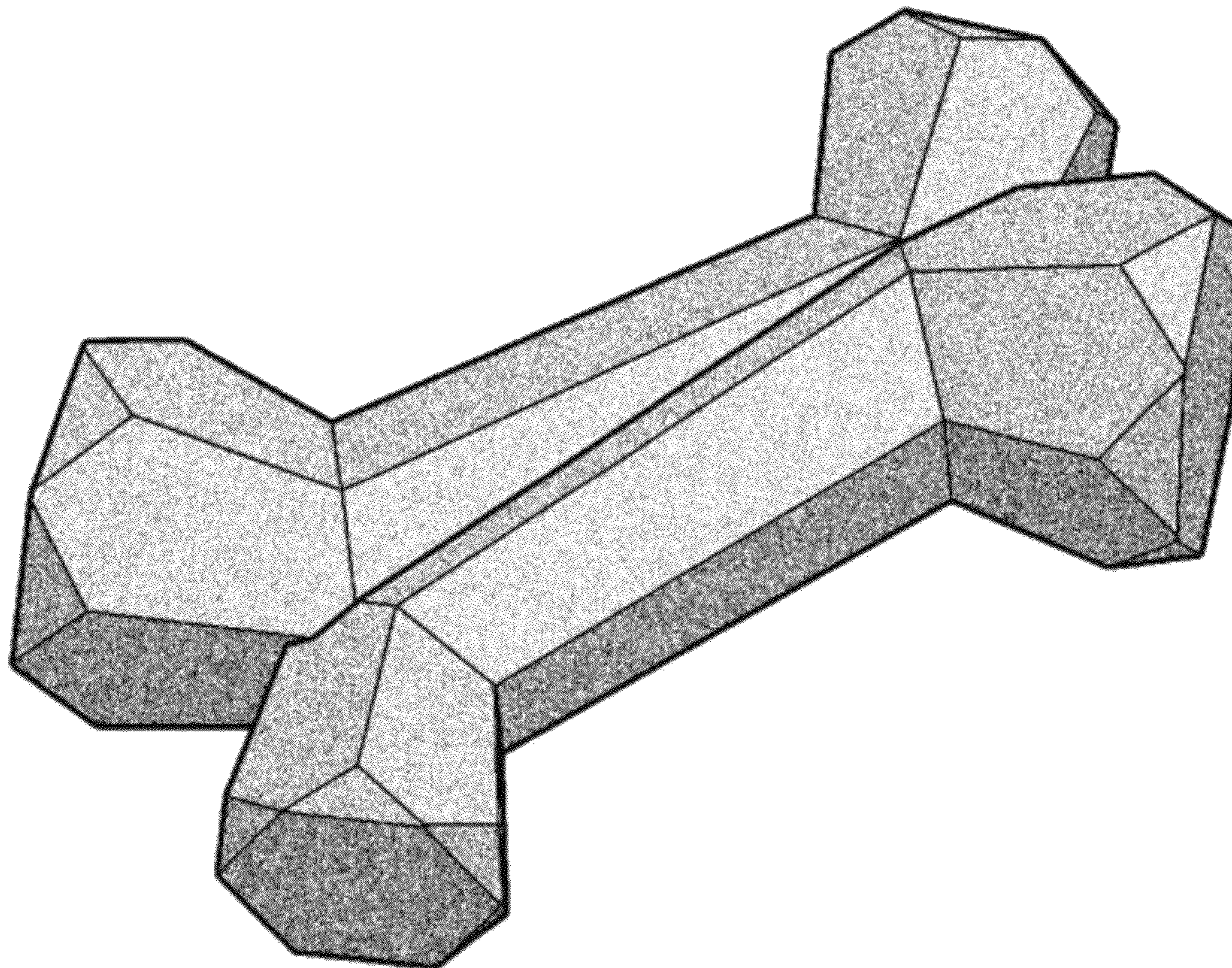
(57) **CLAIM**

The ornamental design for a pet toy, as shown and described.

DESCRIPTION

FIG. 1 is a top perspective view showing my new design;
FIG. 2 is a top plan view thereof;
FIG. 3 is a front elevational view thereof, the rear view is
identical to the front view shown; and,
FIG. 4 is an right side view thereof, the left side is a mirror
image of the right side shown.

1 Claim, 2 Drawing Sheets



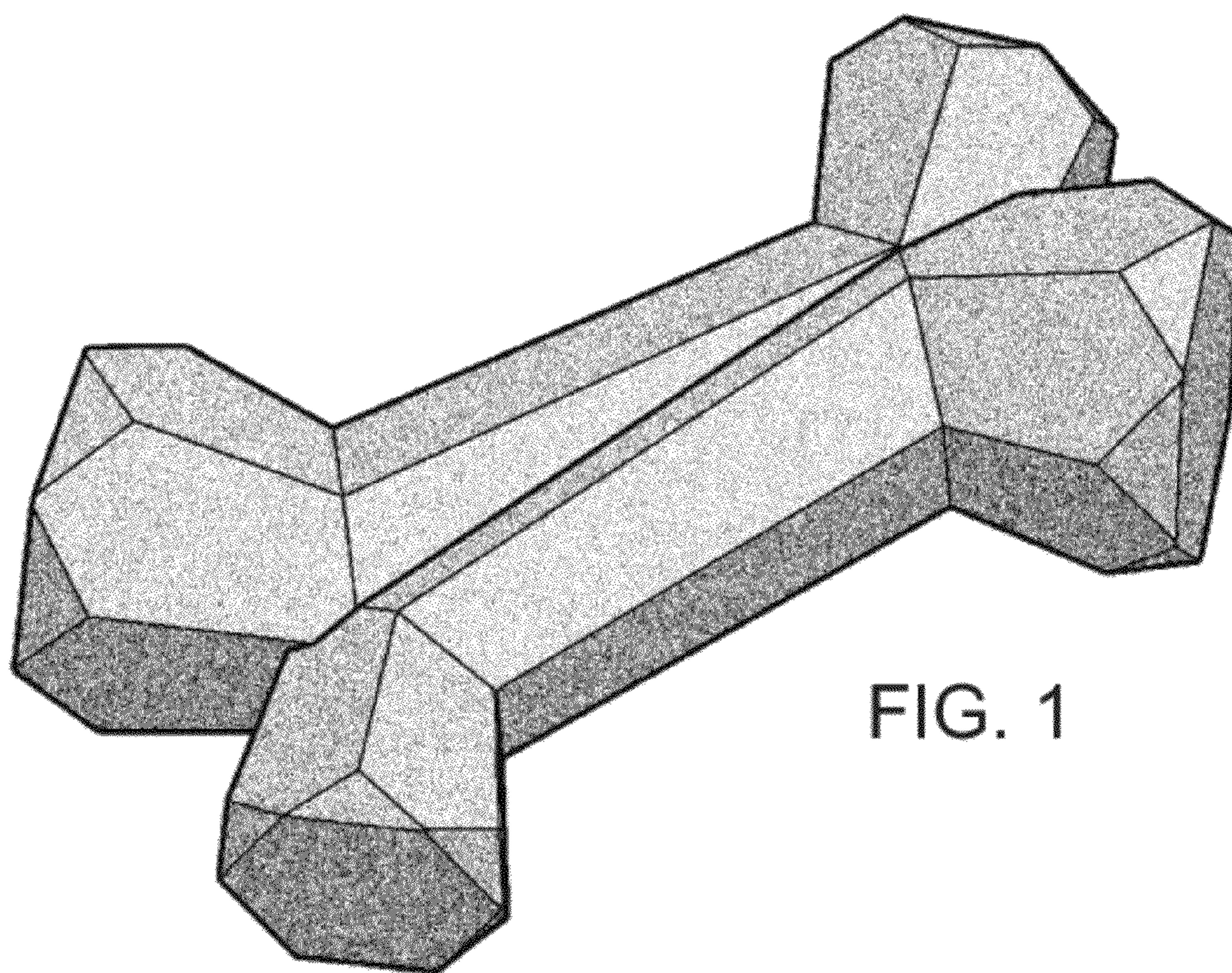


FIG. 1

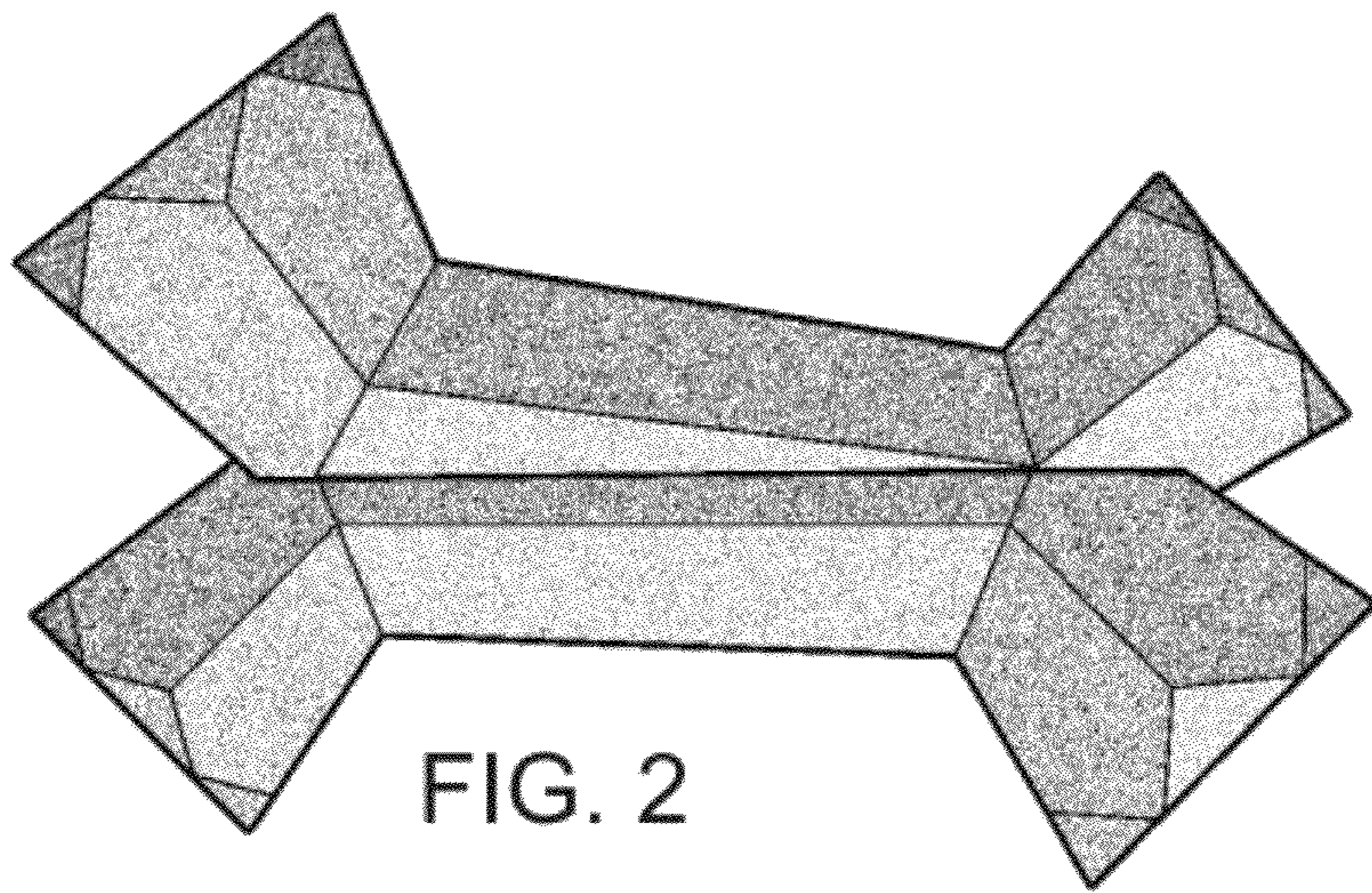


FIG. 2

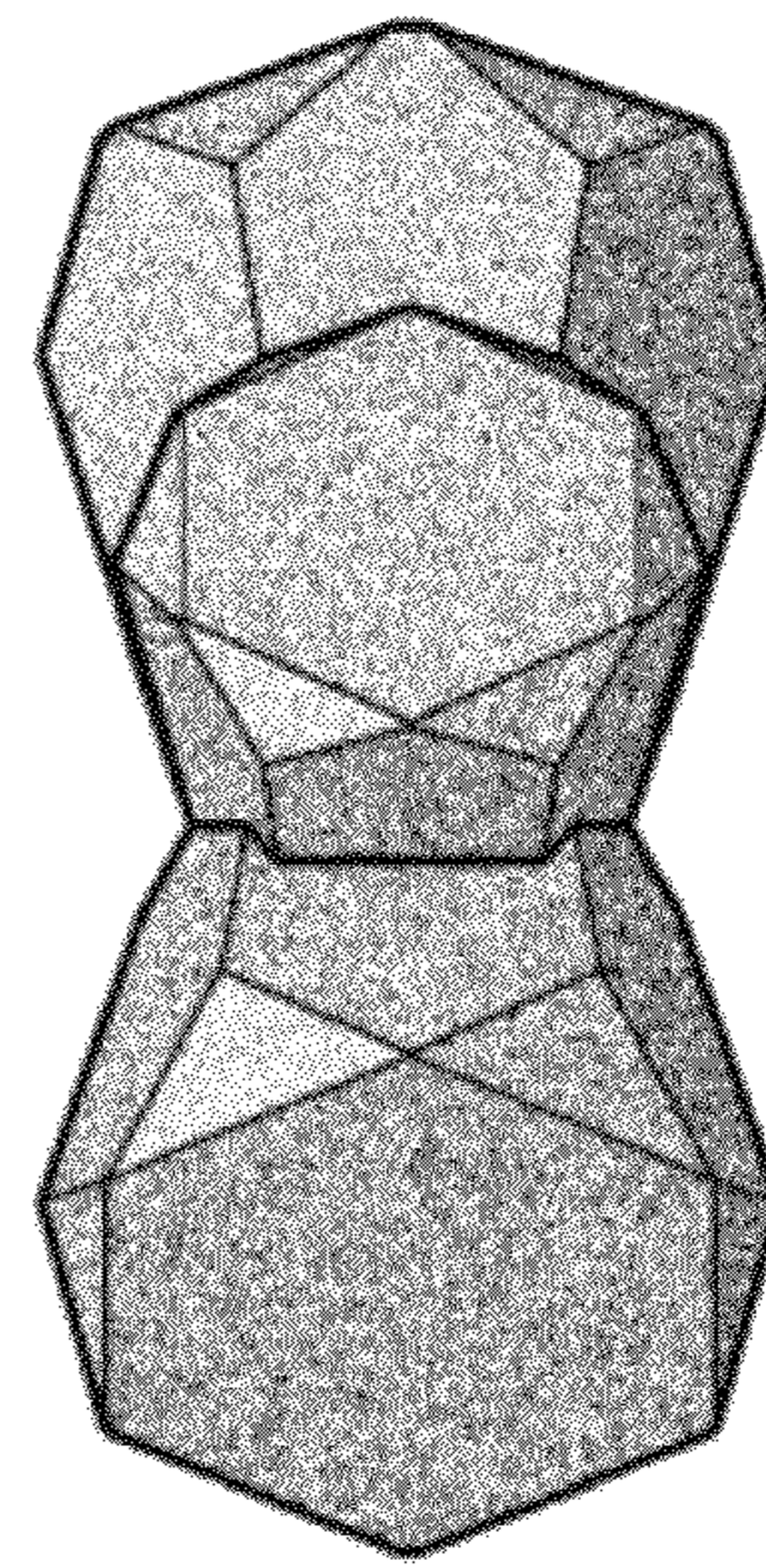


FIG. 4




FIG. 3