

US00D662668S

(12) **United States Design Patent**
Christie et al.

(10) **Patent No.:** **US D662,668 S**
(45) **Date of Patent:** **** Jun. 26, 2012**

(54) **HANDLE**

(56) **References Cited**

(75) Inventors: **Vanessa Christie**, Boston, MA (US); **Jo Wilby**, Henley on Thames (GB); **Robert Harold Johnson**, Hingham, MA (US)

U.S. PATENT DOCUMENTS

3,262,206 A * 7/1966 Tomek 30/346
D640,416 S * 6/2011 Watson D28/47
D641,104 S * 7/2011 Watson et al. D28/47
2007/0060666 A1 * 3/2007 Taniguchi et al. 523/105
* cited by examiner

(73) Assignee: **The Gillette Company**, Boston, MA (US)

Primary Examiner — Jennifer Rivard
(74) *Attorney, Agent, or Firm* — Ronald T. Sia; Kevin C. Johnson; Steven W. Miller

(**) Term: **14 Years**

(57) **CLAIM**
The ornamental design for a handle, as shown and described.

(21) Appl. No.: **29/400,423**

DESCRIPTION

(22) Filed: **Aug. 26, 2011**

(51) **LOC (9) Cl.** **28-03**

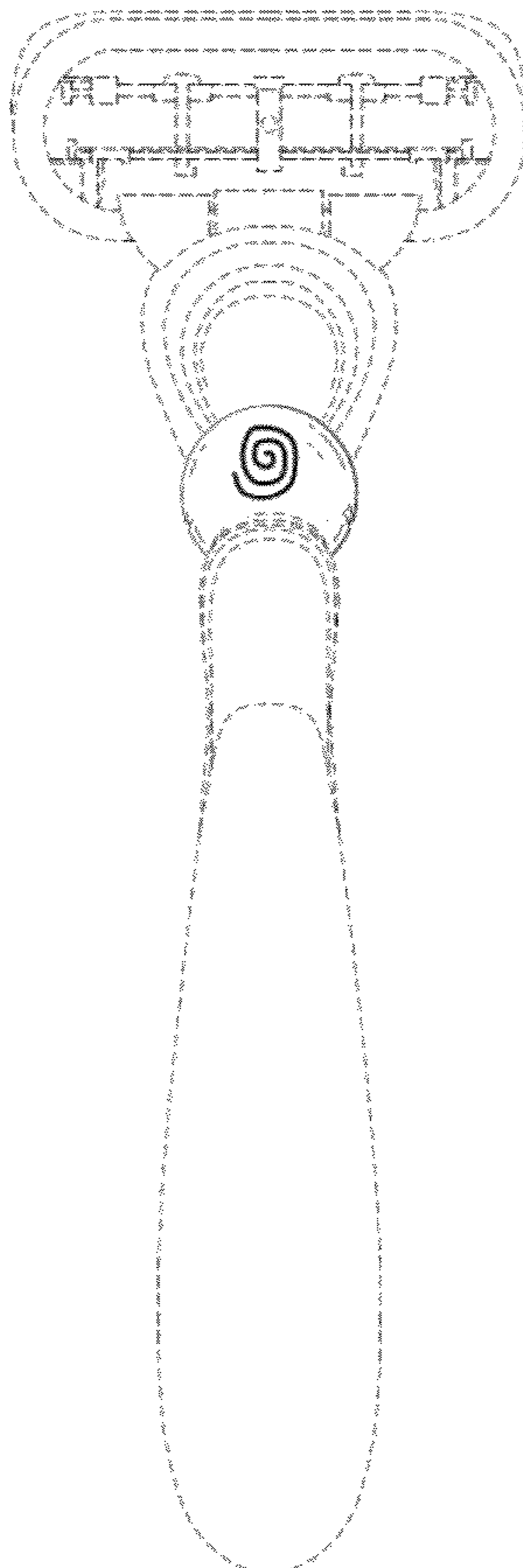
(52) **U.S. Cl.** **D28/48**

(58) **Field of Classification Search** D28/44–48,
D28/4; 30/32, 34.05, 34.1–34.2, 42–61,
30/77–84, 526–538, 346.5–346.61; D11/79,
D11/85, 89

FIG. 1 is a perspective view of a handle of the present invention;
FIG. 2 is a top view of the handle of FIG. 1;
FIG. 3 is a bottom view of the handle of FIG. 1;
FIG. 4 is a right side view of the handle of FIG. 1;
FIG. 5 is a left side view of the handle of FIG. 1;
FIG. 6 is a front view of the handle of FIG. 1; and,
FIG. 7 is a rear view of the handle of FIG. 1.
The broken lines immediately adjacent the surface shade lines define the bounds of the claimed design. All other broken lines represent the environment of the claimed design. None of the broken lines forms a part of the claimed design.

See application file for complete search history.

1 Claim, 5 Drawing Sheets



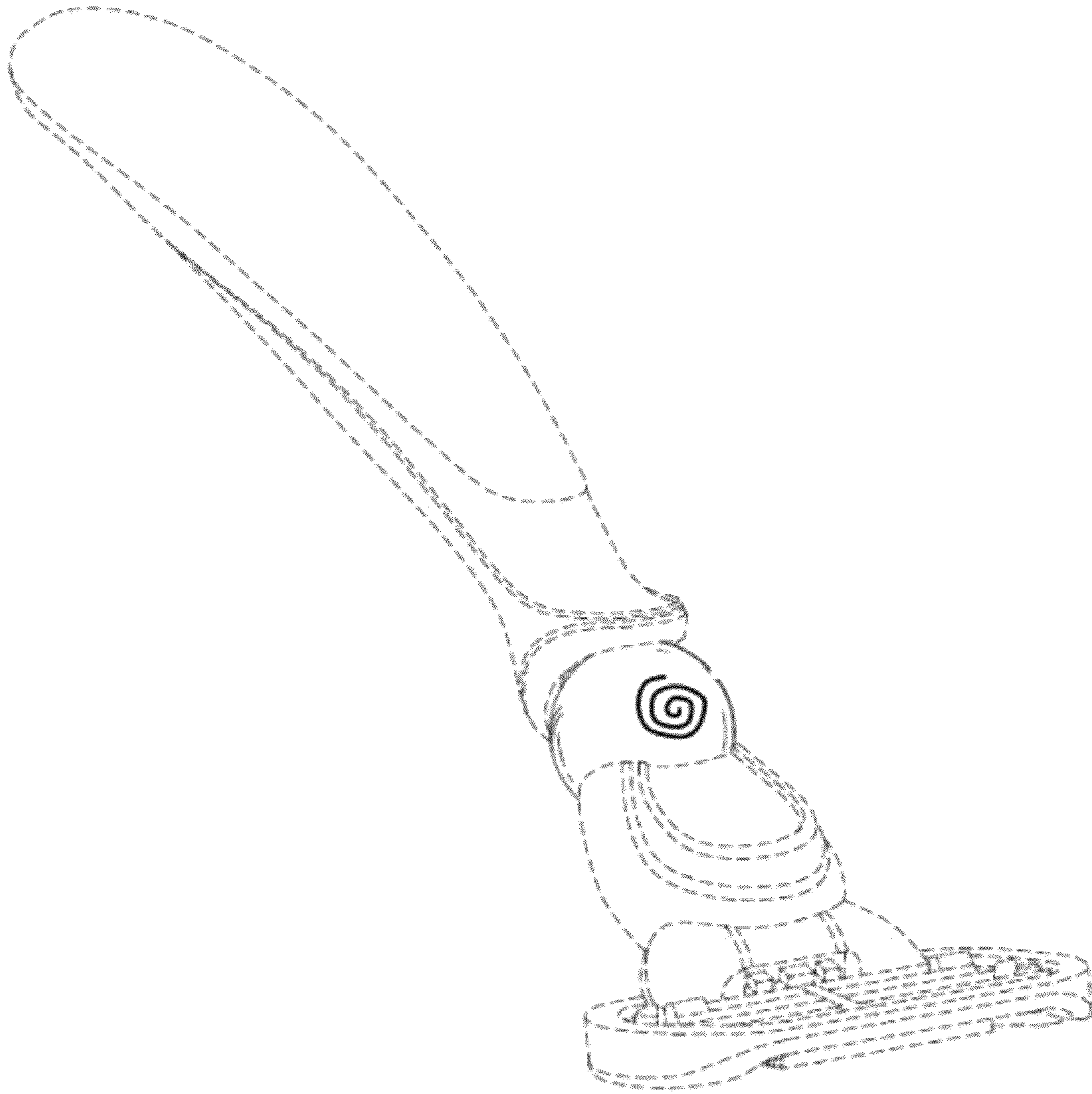


FIG. 1

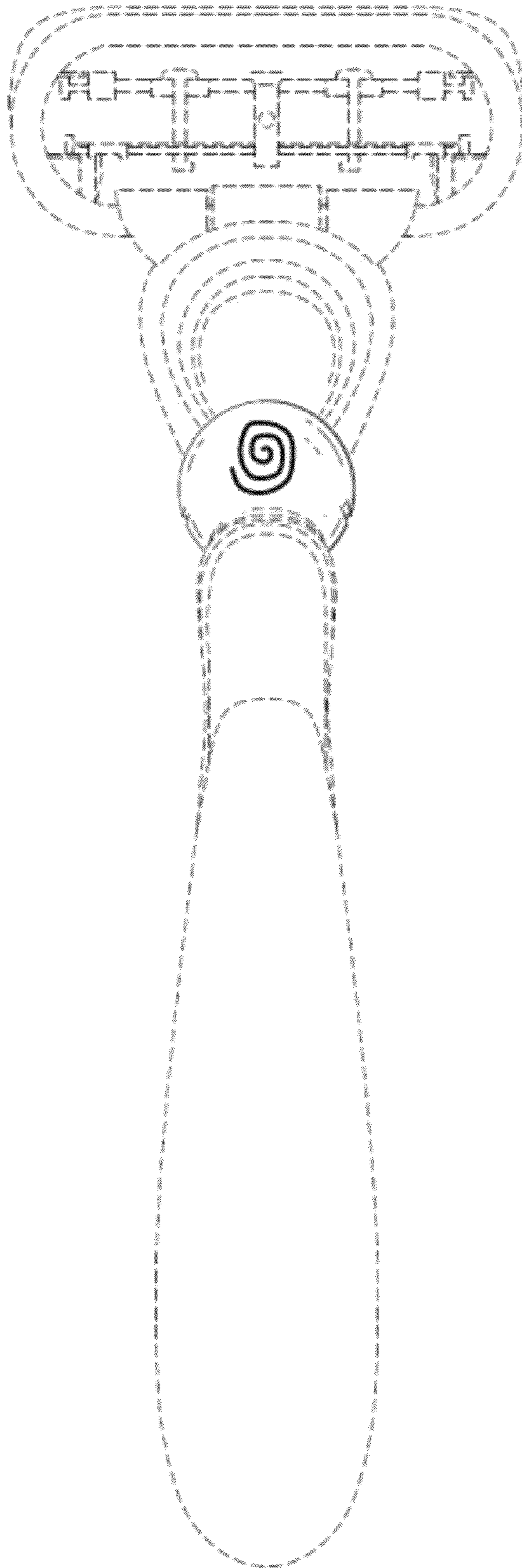


FIG. 2

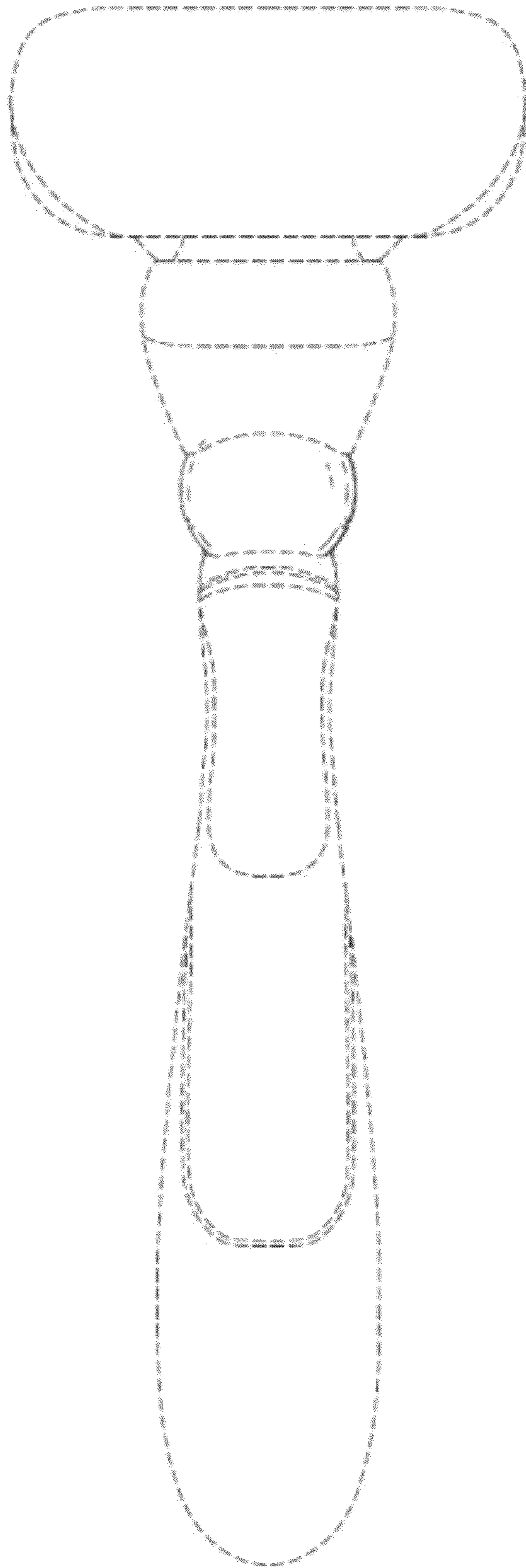


FIG. 3




FIG. 4




FIG. 5




FIG. 6




FIG. 7