

US00D662652S

(12) **United States Design Patent**
Browder

(10) **Patent No.:** **US D662,652 S**

(45) **Date of Patent:** **** Jun. 26, 2012**

(54) **COVER FOR LIGHT AND/OR FRAGRANCE
EMITTER**

(75) Inventor: **John Browder**, Argyle, TX (US)

(73) Assignee: **IDC Enchanted Lighting Company,
LLC**, Roanoke, TX (US)

(**) Term: **14 Years**

(21) Appl. No.: **29/410,701**

(22) Filed: **Jan. 11, 2012**

(51) **LOC (9) Cl.** **26-99**

(52) **U.S. Cl.** **D26/134**

(58) **Field of Classification Search** D26/118,
D26/113, 119, 120, 121, 122, 123, 128, 129,
D26/136, 132, 135, 138, 139, 1, 2, 70, 71,
D26/72, 73, 74, 76, 124, 125, 126, 130, 131,
D26/140, 78, 24, 25, 81, 85, 86, 92, 87, 88,
D26/89, 90, 127, 75, 7, 94, 11, 9, 14, 16,
D26/17, 134, 23; D23/366, 355, 367, 358,
D23/385; D21/590, 606; 362/555, 362,
362/326, 405, 152, 146, 145, 480, 147, 148,
362/133, 235, 392, 96, 267; D13/179, 180;
D10/111; D11/89, 90, 144, 146, 128, 125,
D11/121, 162, 124; D25/122, 164, 38.1,
D25/123, 124; 52/97, 101; D6/580; D9/557,
D9/552, 635, 548; 422/128; 399/111
See application file for complete search history.

(56) **References Cited**

U.S. PATENT DOCUMENTS

D40,180 S * 7/1909 Mygatt D26/134
D102,532 S * 12/1936 Vuilleminot D28/91.1
D290,443 S * 6/1987 Durand D9/545

D326,411 S * 5/1992 Wefler D9/552
D376,028 S * 11/1996 McDowell D26/134
D410,096 S * 5/1999 Majerowski D26/9
D413,406 S * 8/1999 Hsu D26/134
D424,471 S * 5/2000 Souris D11/146
D432,261 S * 10/2000 Davis, Jr. D26/134
D452,748 S * 1/2002 Dolan D26/134
D463,046 S * 9/2002 Kumar D26/11
6,722,577 B2 * 4/2004 Dobyys, III 239/34
D572,145 S * 7/2008 Knapp et al. D9/635
D588,252 S * 3/2009 Conway et al. D23/366
D599,899 S * 9/2009 Thompson D23/366
D606,369 S * 12/2009 Ruzicky D7/669
D631,149 S * 1/2011 Fis-Menache D23/395
D635,653 S * 4/2011 Conway et al. D23/355

* cited by examiner

Primary Examiner — Kevin Rudzinski

(74) *Attorney, Agent, or Firm* — Brian Harris

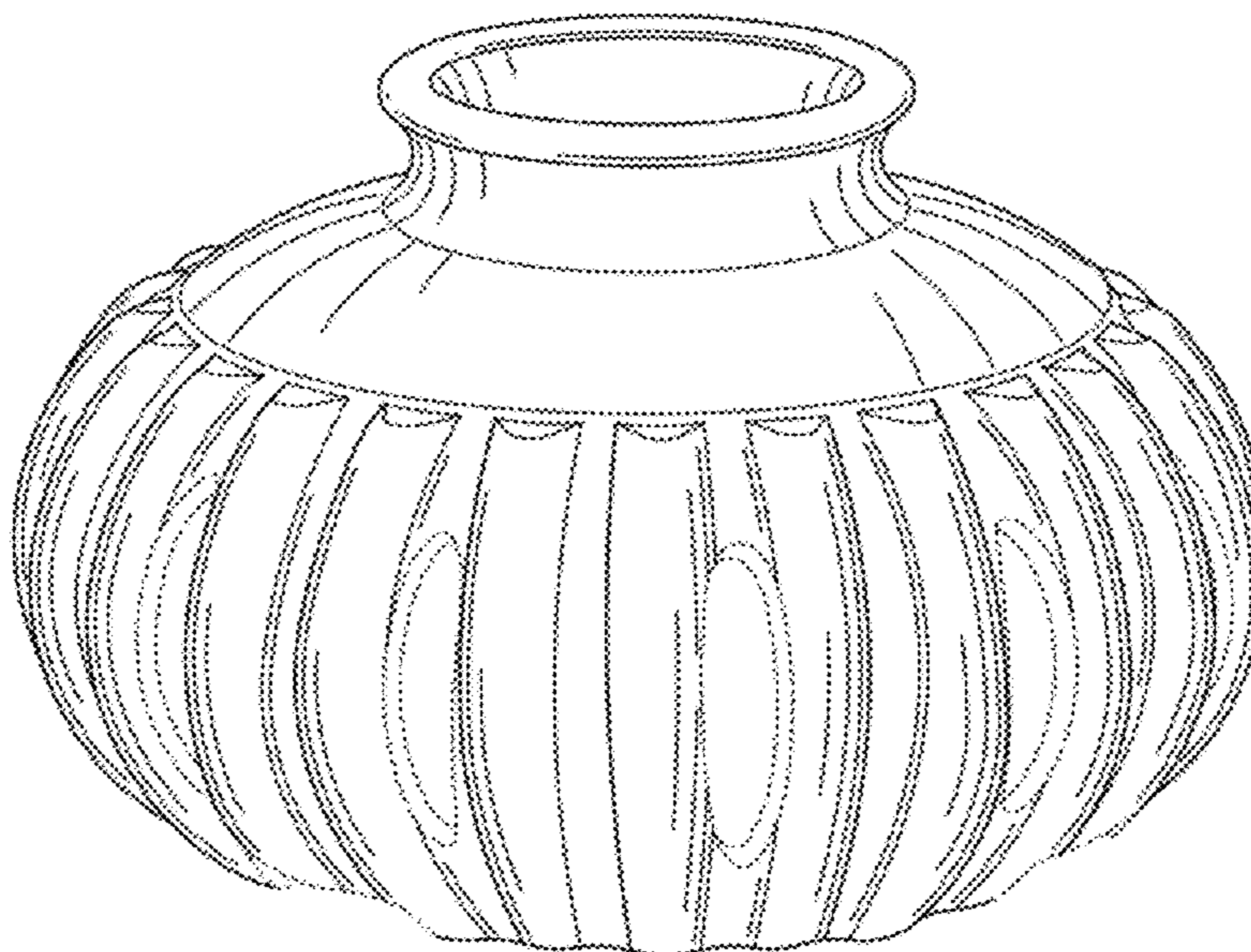
(57) **CLAIM**

The ornamental design for a cover for light and/or fragrance emitter, as shown and described.

DESCRIPTION

FIG. 1 is a perspective view of a cover for light and/or fragrance emitter showing my new design;
FIG. 2 is a front side view thereof;
FIG. 3 is a left side view thereof;
FIG. 4 is a right side view thereof;
FIG. 5 is a back side view thereof;
FIG. 6 is a top view thereof; and,
FIG. 7 is a bottom view thereof.
The broken lines shown in the drawings illustrate portions of the cover for light and/or fragrance emitter that form no part of the claimed design.

1 Claim, 7 Drawing Sheets



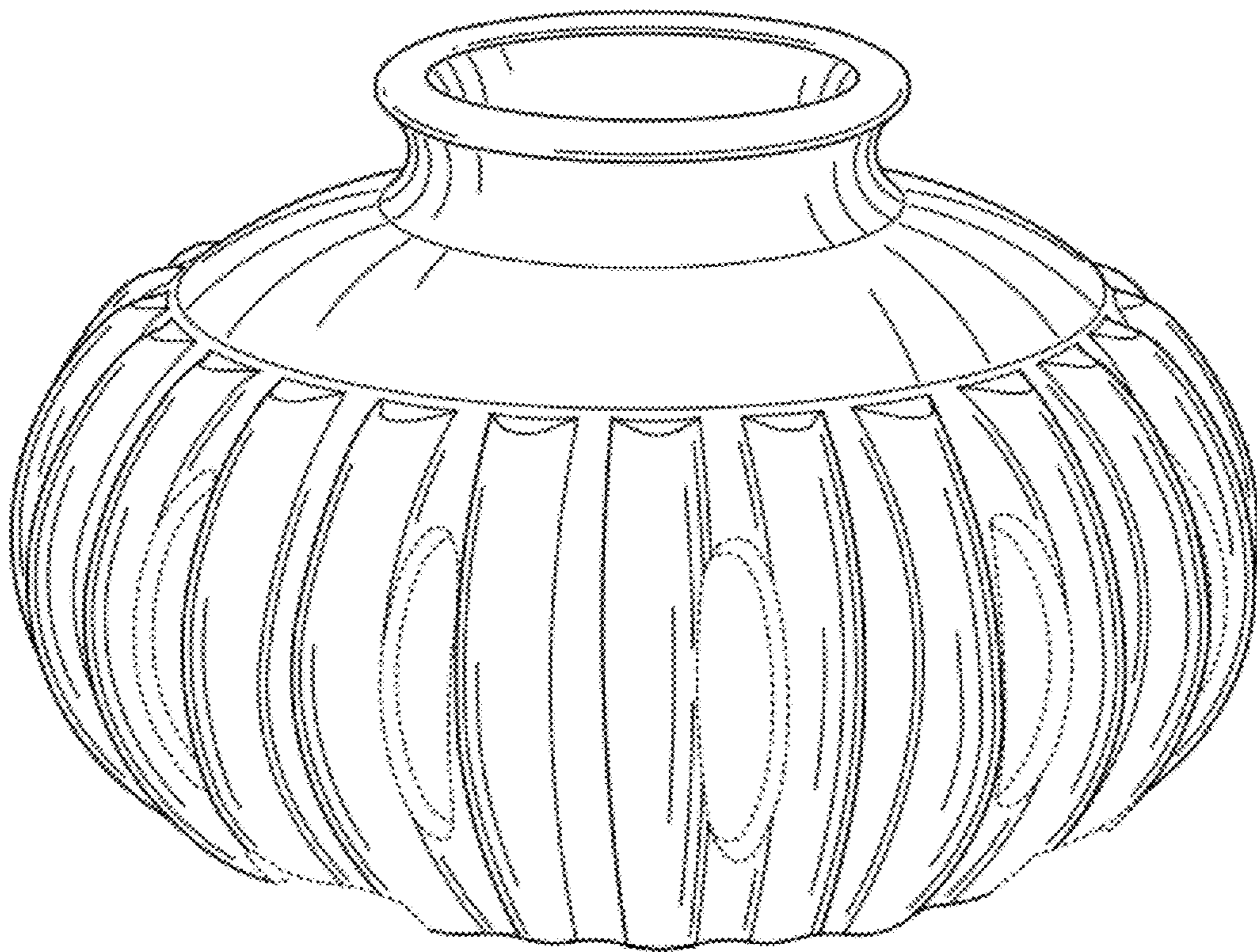


FIG. 1

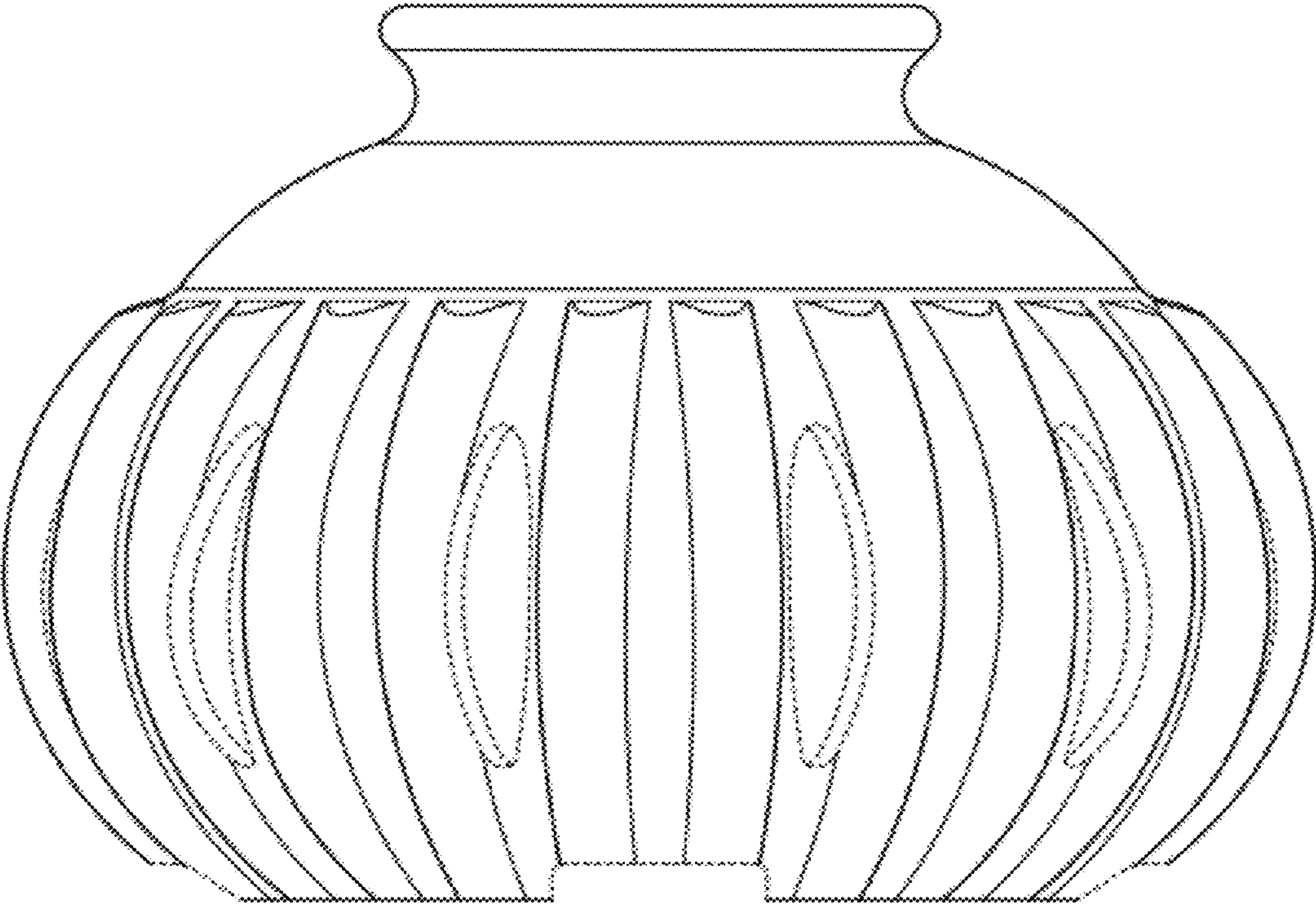


FIG. 2

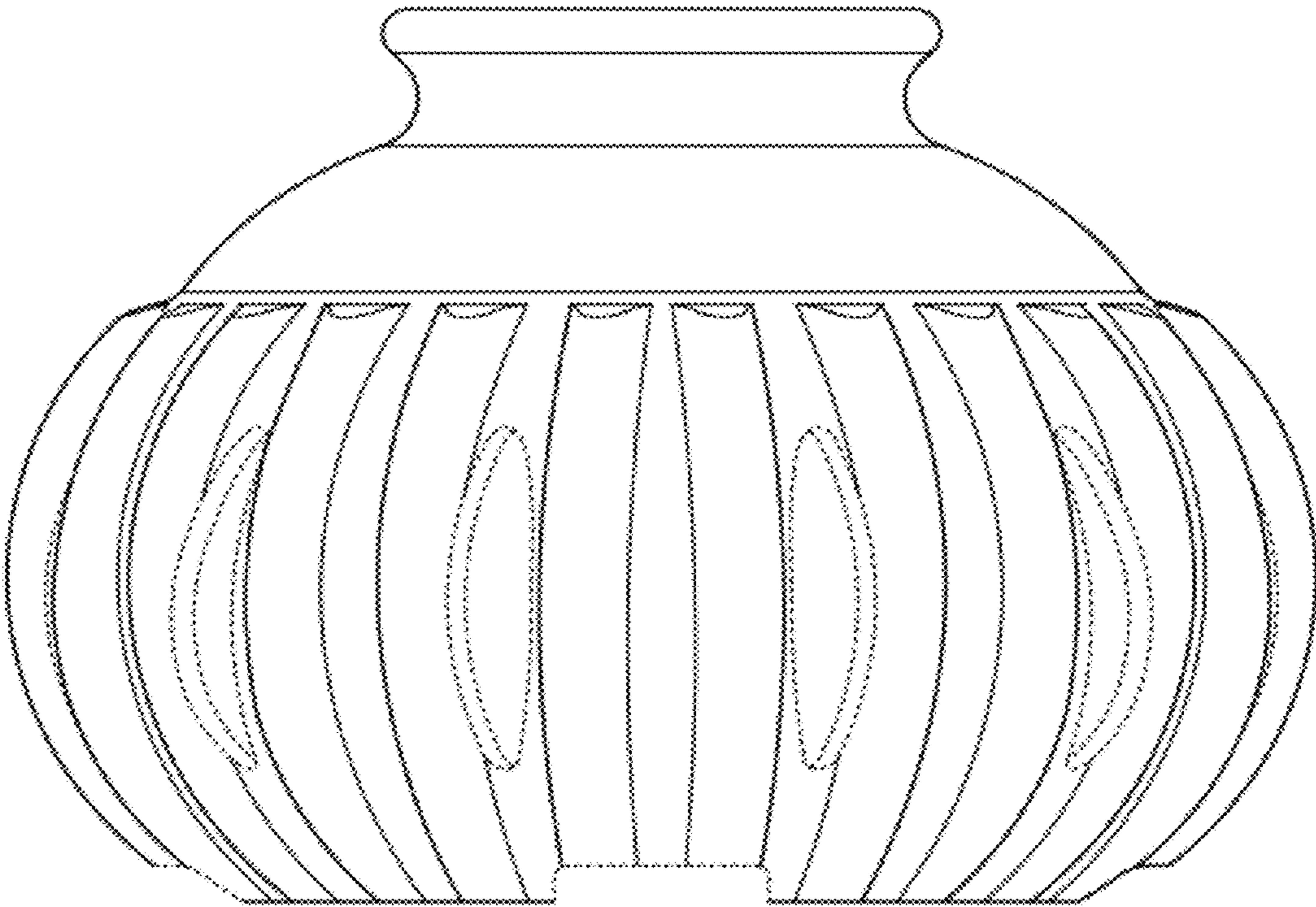


FIG. 3

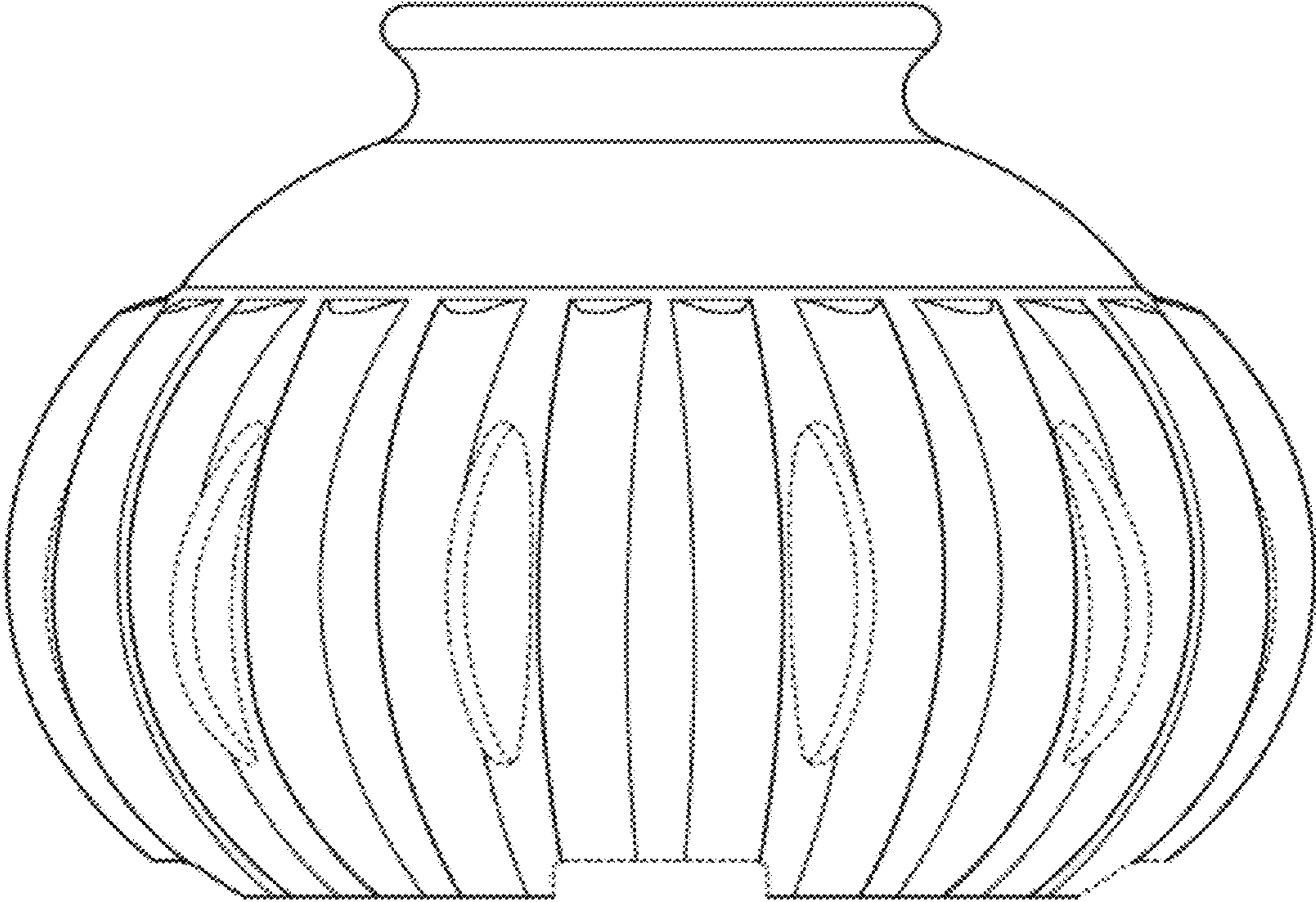


FIG. 4

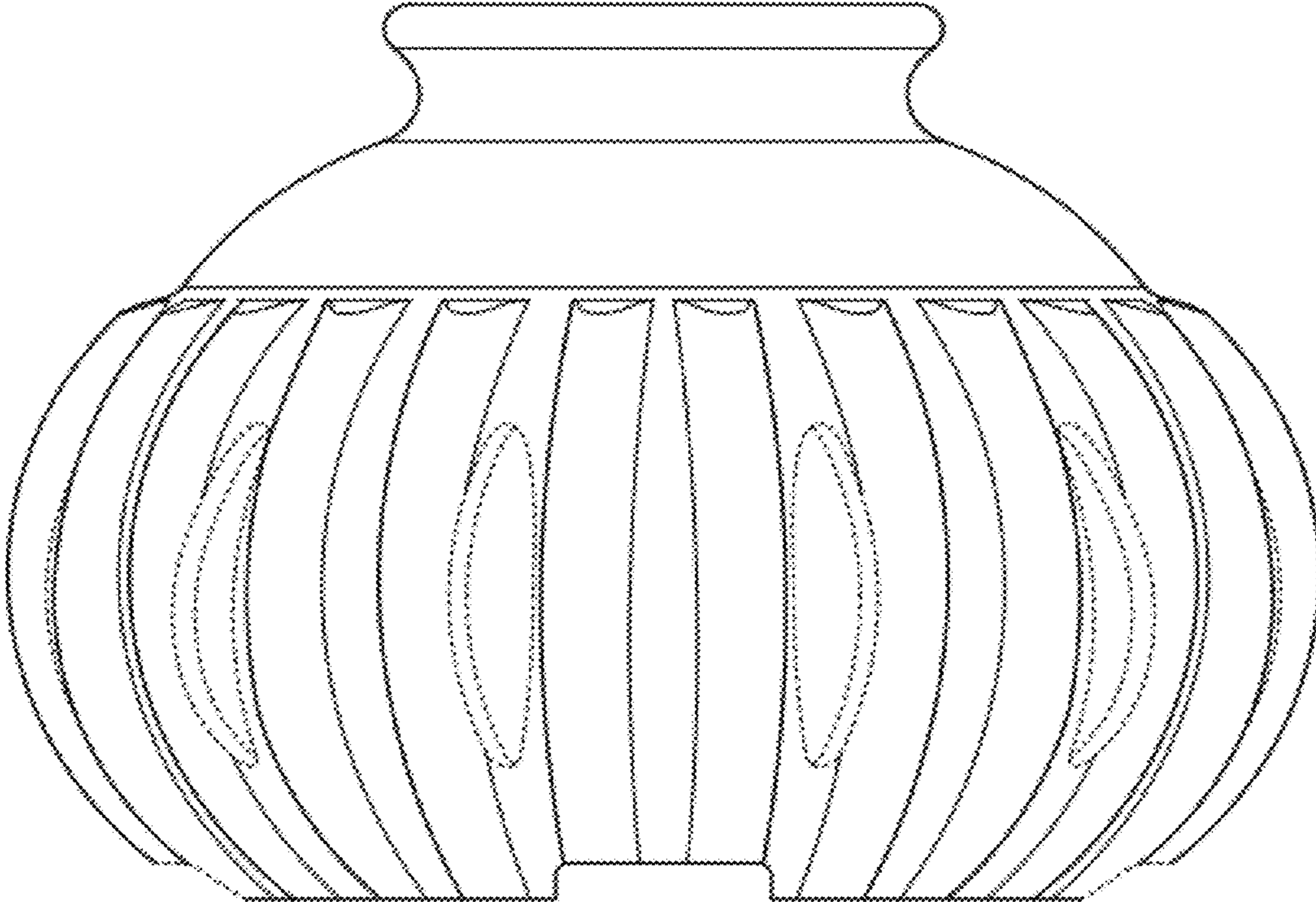


FIG. 5




FIG. 6




FIG. 7