



US00D662648S

(12) **United States Design Patent**
Whiting et al.

(10) **Patent No.:** **US D662,648 S**
(45) **Date of Patent:** **** Jun. 26, 2012**

(54) **INTERIOR LIGHT FIXTURE**

(75) Inventors: **Kraig P. Whiting**, Angola, IN (US);
Cary J. Campagna, Portage, MI (US)

(73) Assignee: **Command Electronics, Inc.**,
Schoolcraft, MI (US)

(**) Term: **14 Years**

(21) Appl. No.: **29/374,405**

(22) Filed: **Aug. 8, 2011**

(51) **LOC (9) Cl.** **26-03**

(52) **U.S. Cl.** **D26/89; D26/36**

(58) **Field of Classification Search** D26/36,
D26/59, 71, 74, 76, 85, 87, 89, 90, 91, 124;
362/147, 148, 365, 453-456, 479, 483, 488,
362/490

See application file for complete search history.

(56) **References Cited**

U.S. PATENT DOCUMENTS

1,154,358	A	*	9/1915	White	362/454
D79,341	S	*	9/1929	Schnell	D26/36
D79,855	S	*	11/1929	Schnell	D26/36
D80,496	S	*	2/1930	Schnell	D26/36
D93,334	S	*	9/1934	Dorn et al.	D26/31
D98,308	S	*	1/1936	Floraday	D26/36
D122,878	S	*	10/1940	Petzold	D26/133
2,255,431	A	*	9/1941	Marden et al.	313/485
D228,795	S	*	10/1973	Peasley	D26/85

D235,473	S	*	6/1975	Nagel	D26/36
D286,446	S	*	10/1986	Caroli et al.	D26/123
D555,824	S	*	11/2007	Dickson	D26/124
D570,528	S	*	6/2008	Thompson	D26/89
D571,034	S	*	6/2008	Goetz-Schaefer	D26/85
D607,600	S	*	1/2010	Keith	D26/85
D618,848	S	*	6/2010	Campagna	D26/124
D628,738	S	*	12/2010	Chen	D26/89
D634,053	S	*	3/2011	Guercio	D26/89

* cited by examiner

Primary Examiner — Clare E Heflin

(74) *Attorney, Agent, or Firm* — Flynn, Thiel, Boutell & Tanis, P.C.


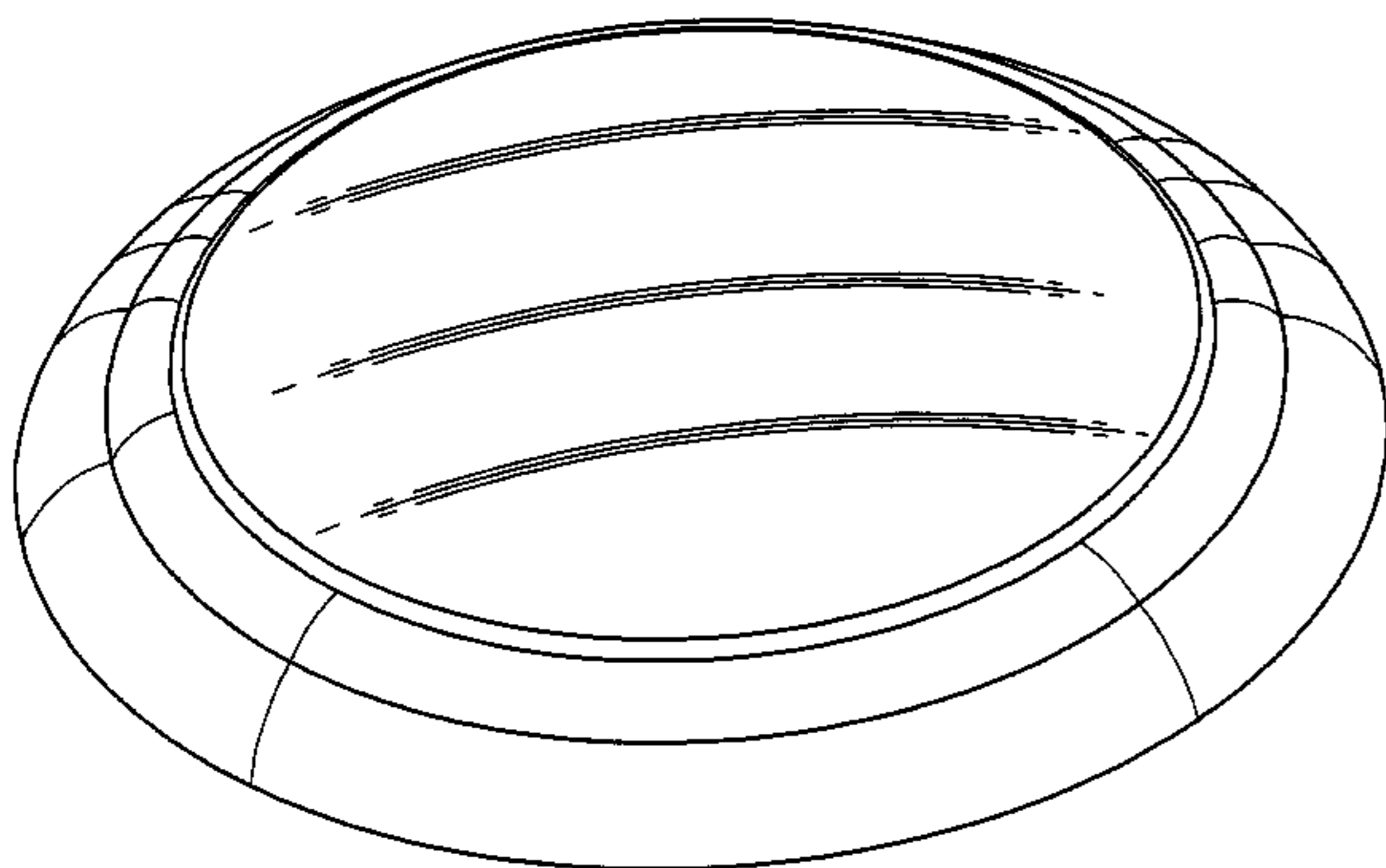
(57) **CLAIM**

The ornamental design for an interior light fixture, as shown and described.

DESCRIPTION

FIG. 1 is a top and front perspective view of the interior light fixture embodying our new design, the top and left side perspective view, the top and rear side perspective view and the top and right side perspective view being identical thereto; FIG. 2 is a top view thereof; FIG. 3 is a front edge view thereof, the left, right and rear side views being identical thereto; FIG. 4 is a bottom view thereof; and, FIG. 5 is a bottom and front perspective view thereof, the bottom and left side perspective view, the bottom and rear side perspective view and the bottom and right side perspective view being identical thereto.

1 Claim, 4 Drawing Sheets



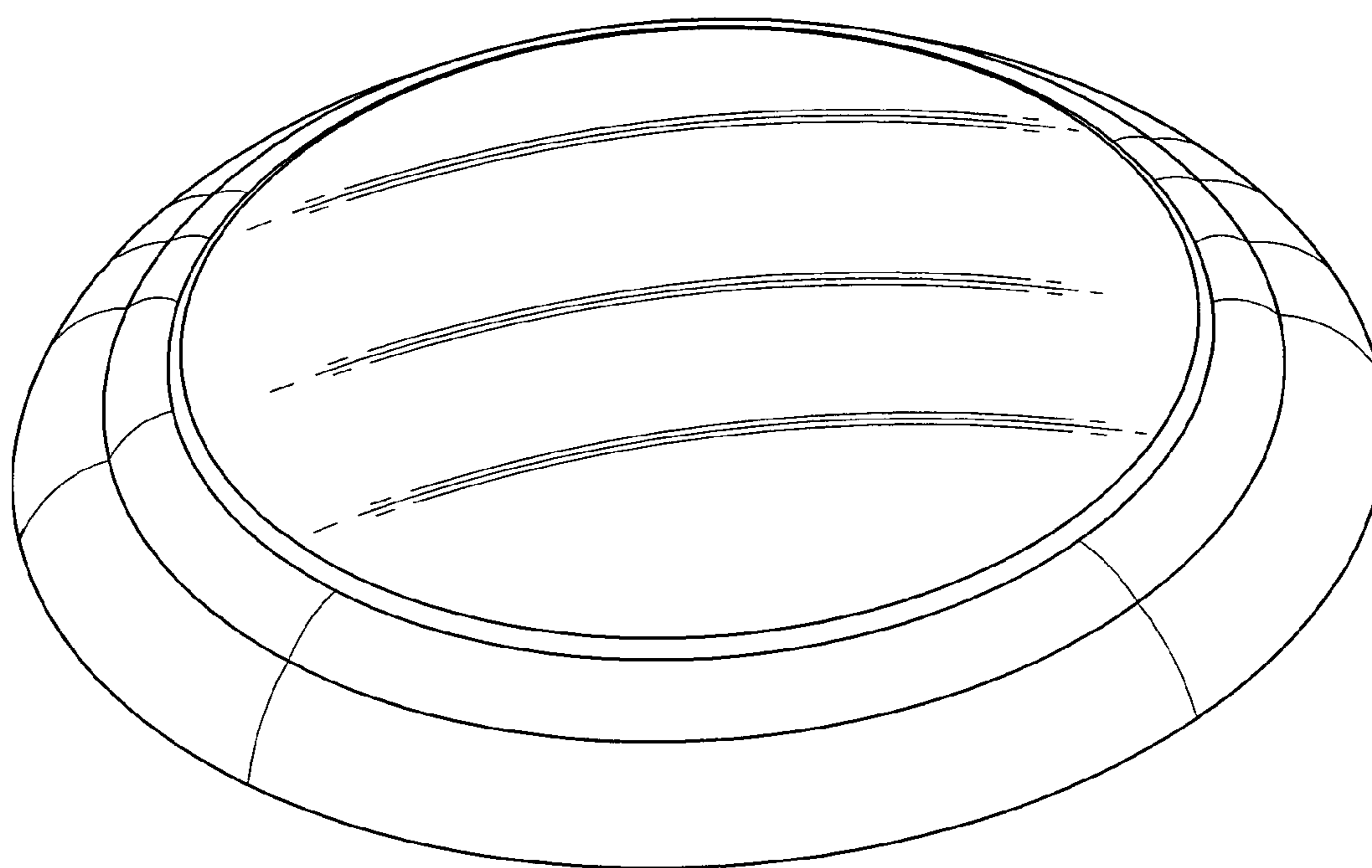


FIG. 1

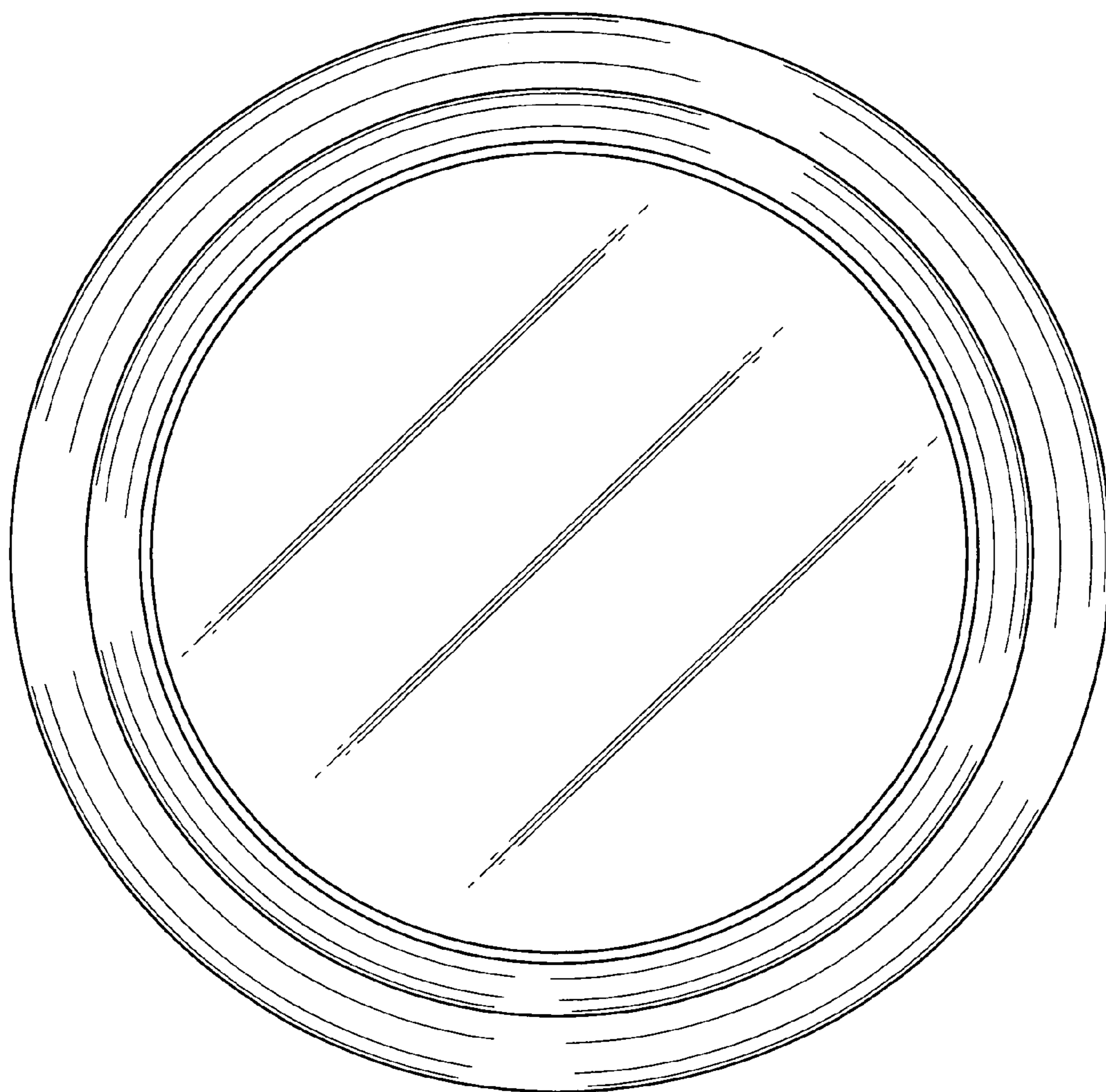


FIG. 2




FIG. 3




FIG. 4

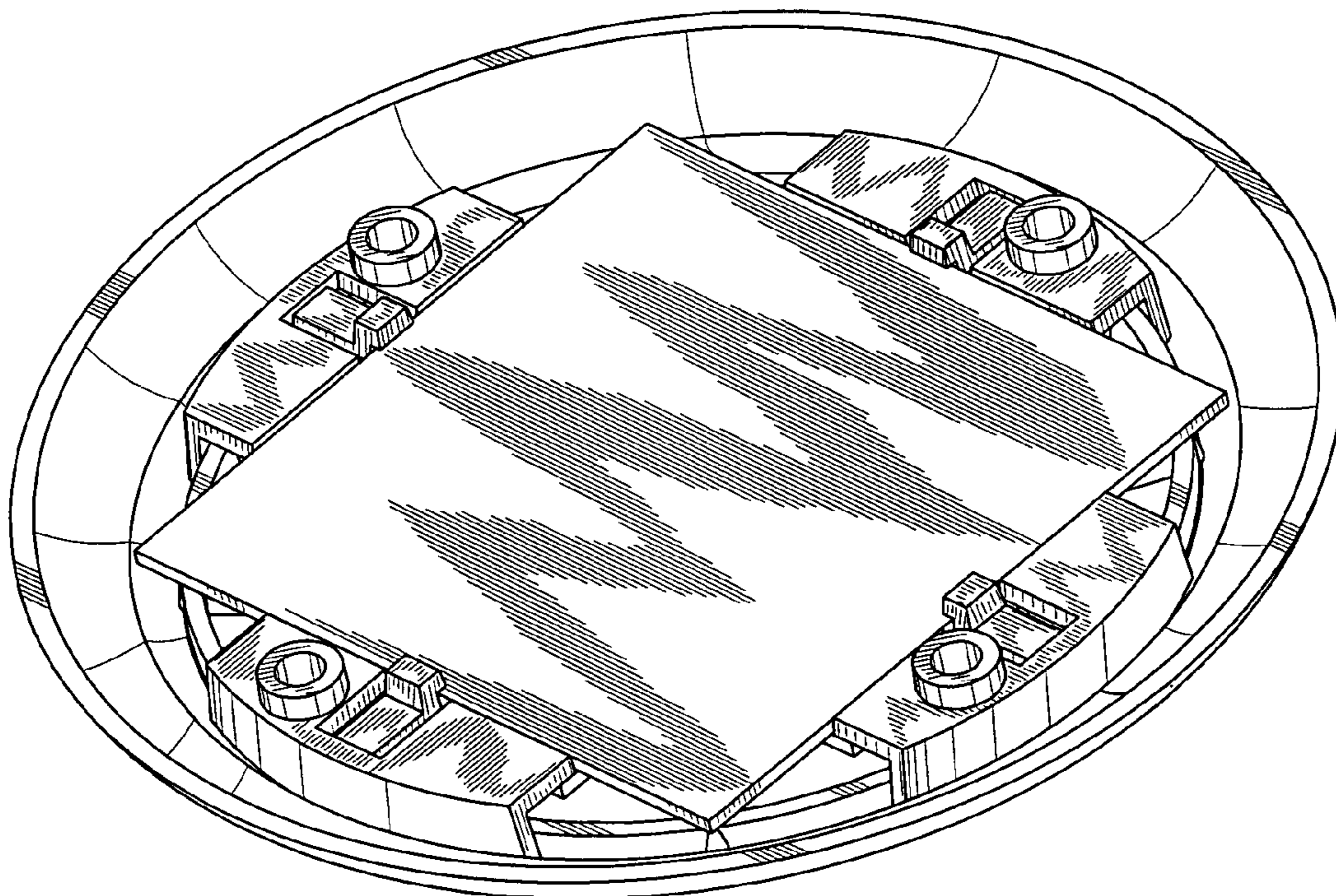


FIG. 5