

US00D662637S

(12) **United States Design Patent**
Lee

(10) **Patent No.:** **US D662,637 S**
(45) **Date of Patent:** **** Jun. 26, 2012**

(54) **READING LAMP**

(75) Inventor: **Ke-Chin Lee**, Taipei (CN)

(73) Assignee: **Zhongshan Weiqiang Technology Co., Ltd.**, Zhongshan (CN)

(**) Term: **14 Years**

(21) Appl. No.: **29/396,660**

(22) Filed: **Jul. 5, 2011**

(51) **LOC (9) Cl.** **26-04**

(52) **U.S. Cl.** **D26/62**

(58) **Field of Classification Search** D26/60–66,
D26/52, 93, 102–112, 51, 43; D14/218,
D14/432, 439; 345/183; 33/348; D6/418;
362/85, 198, 199, 109, 98, 99, 311.13, 278,
362/269, 270, 274, 277, 280, 282, 285, 287,
362/288, 311.02, 418, 419, 449, 319, 351,
362/410–414, 253, 640, 647, 657, 257

See application file for complete search history.

(56) **References Cited**

U.S. PATENT DOCUMENTS

D435,679 S * 12/2000 Naghi et al. D26/103
D476,106 S * 6/2003 Kim D26/62
6,575,593 B2 * 6/2003 Krietzman 362/199
D492,808 S * 7/2004 Naghi et al. D26/62

6,974,223 B2 * 12/2005 Krietzman 362/85
D562,485 S * 2/2008 Brown D26/60
D612,077 S * 3/2010 Bennett, Jr. D26/24
2002/0014960 A1 * 2/2002 Williams, Jr. 340/500
2004/0047152 A1 * 3/2004 Hung et al. 362/240

* cited by examiner

Primary Examiner — Susan M Lee

Assistant Examiner — Linda G. Brooks

(74) *Attorney, Agent, or Firm* — Blank Rome LLP

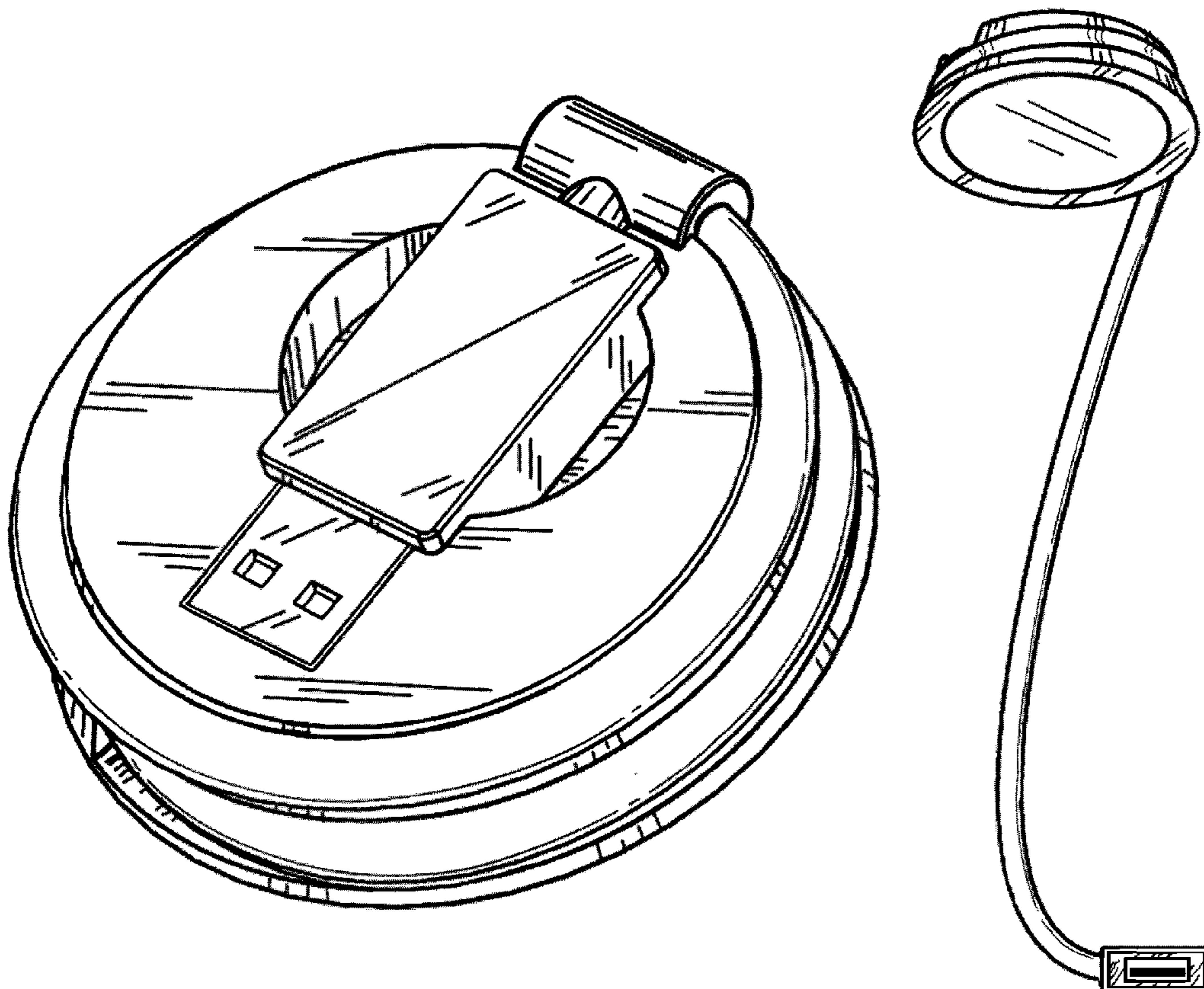
(57) **CLAIM**

The ornamental design for a reading lamp, as shown and described.

DESCRIPTION

FIG. 1 is a perspective view generally taken from one side of the reading lamp showing the design;
FIG. 2 is a front elevational view thereof;
FIG. 3 is a back elevational view thereof;
FIG. 4 is a left elevational view thereof;
FIG. 5 is a right elevational view thereof;
FIG. 6 is a top plan view thereof;
FIG. 7 is a bottom plan view thereof;
FIG. 8 is a perspective view from the top showing the lamp in an opened position; and,
FIG. 9 is a perspective view from the front showing the lamp in an opened position.

1 Claim, 9 Drawing Sheets






FIG. 1




FIG. 2

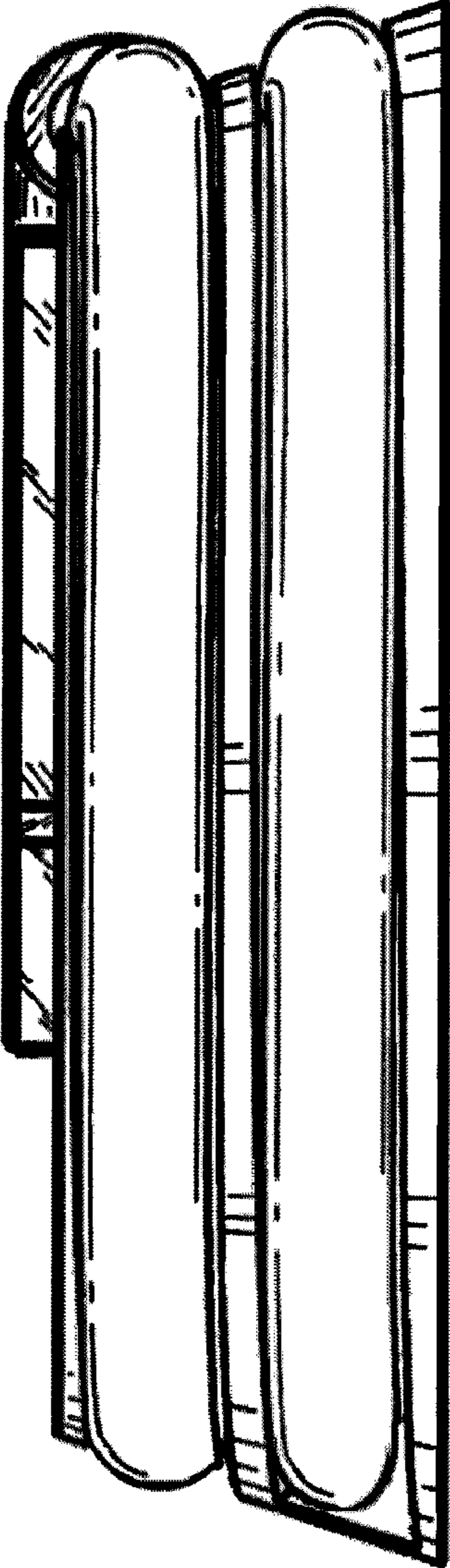


FIG. 3

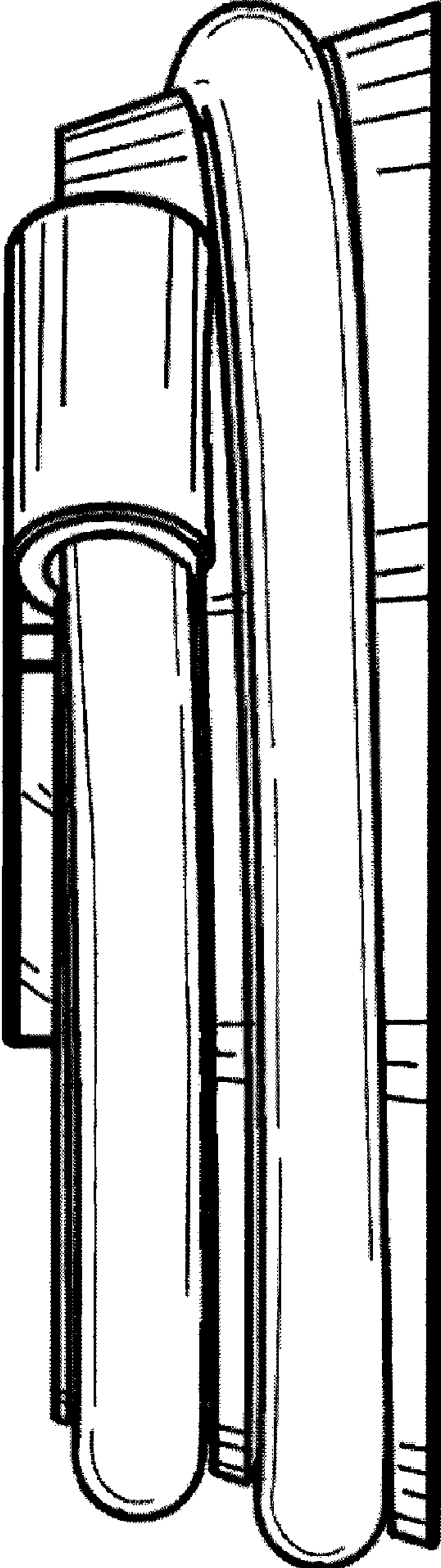


FIG. 4




FIG. 5




FIG. 6

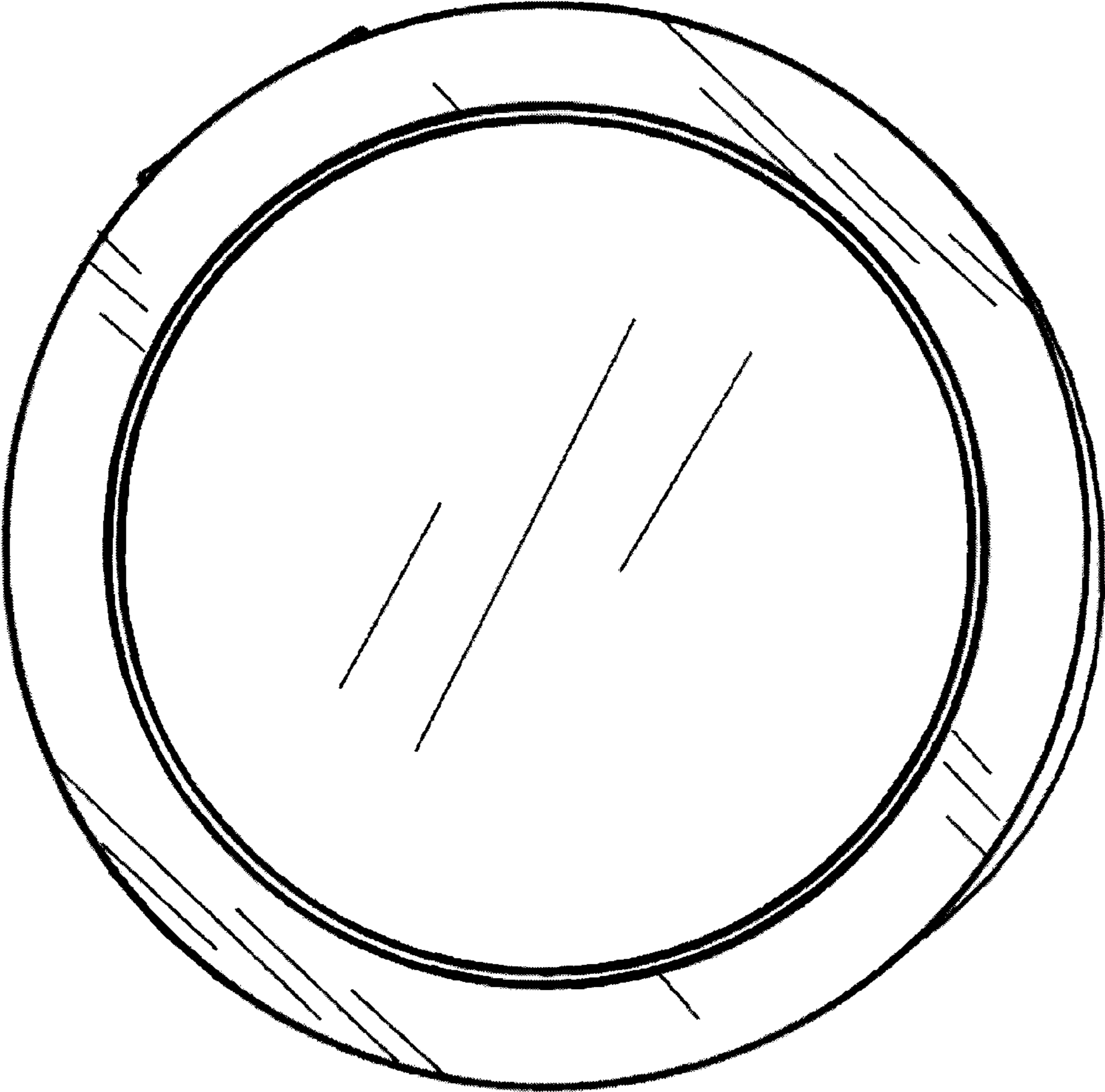


FIG. 7

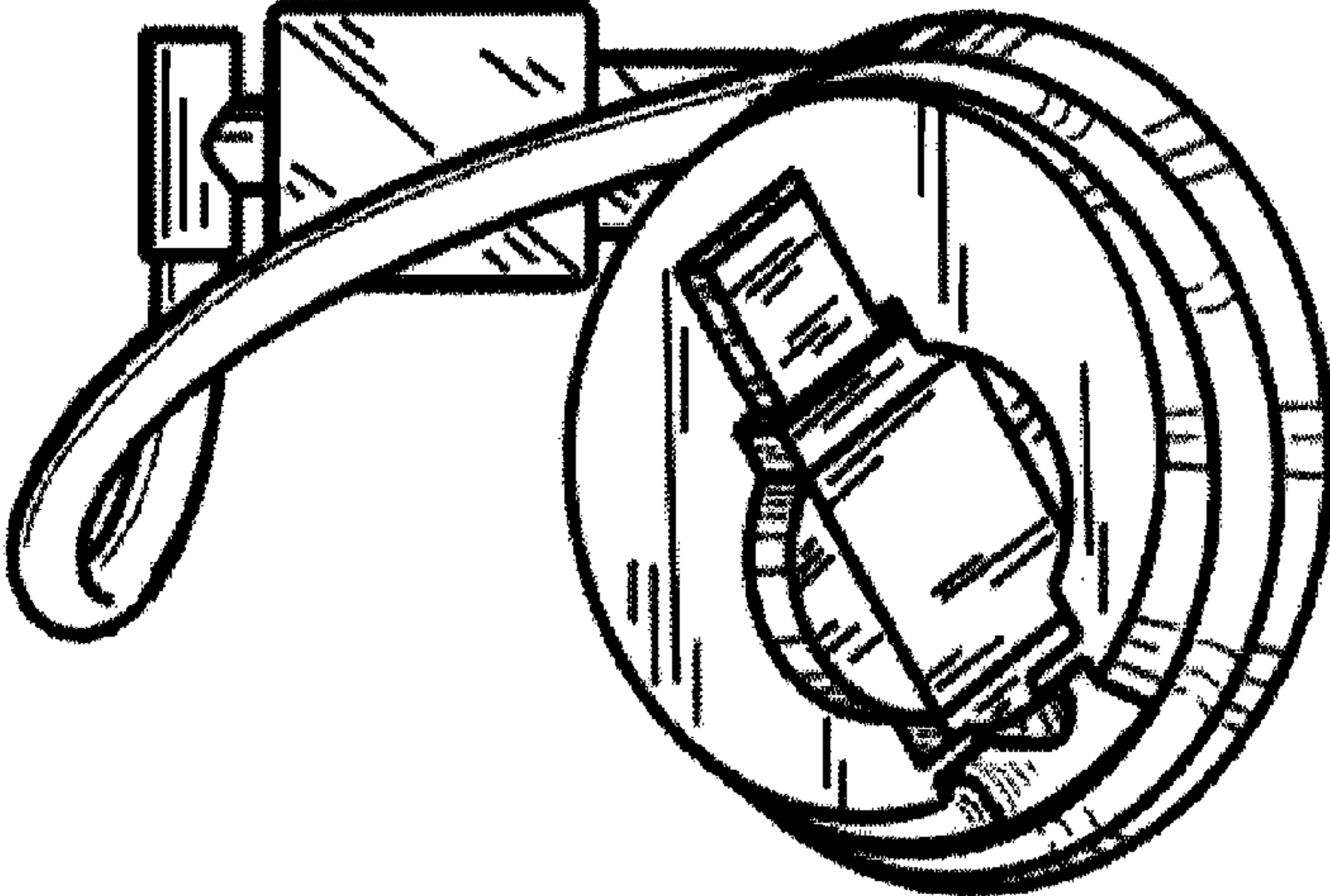


FIG. 8




FIG. 9