

US00D662625S

(12) **United States Design Patent**
Yamamoto et al.

(10) **Patent No.:** **US D662,625 S**
(45) **Date of Patent:** **** Jun. 26, 2012**

- (54) **LIGHT EMITTING DIODE LAMP**
- (75) Inventors: **Junichiro Yamamoto**, Kanagawa (JP);
Tomohiko Sato, Tokyo (JP); **Asuka Wada**, Kanagawa (JP); **Makoto Sakai**, Kanagawa (JP)
- (73) Assignee: **Toshiba Lighting & Technology Corporation**, Kanagawa (JP)
- (**) Term: **14 Years**
- (21) Appl. No.: **29/398,859**
- (22) Filed: **Aug. 5, 2011**
- (30) **Foreign Application Priority Data**
Feb. 9, 2011 (JP) 2011-002750
- (51) **LOC (9) Cl.** **26-04**
- (52) **U.S. Cl.** **D26/2**
- (58) **Field of Classification Search** D26/1-4;
313/313, 315, 316, 317, 318, 493; 315/52,
315/53, 56, 57, 58
See application file for complete search history.

D538,953 S *	3/2007	Mama	D26/2
D548,369 S *	8/2007	Bembridge	D26/2
D549,360 S *	8/2007	An	D26/2
D550,864 S *	9/2007	Hernandez et al.	D26/2
D553,267 S *	10/2007	Yuen	D26/2
D602,614 S *	10/2009	Takahashi et al.	D26/2
D628,320 S *	11/2010	Yamamoto	D26/2
D647,636 S *	10/2011	Guohui	D26/2

FOREIGN PATENT DOCUMENTS

JP	D601641	5/1983
JP	D927965	6/1995
JP	1239425	5/2005
JP	1390821	6/2010

* cited by examiner

Primary Examiner — Marcus Jackson
(74) *Attorney, Agent, or Firm* — J.C. Patents

(57) **CLAIM**

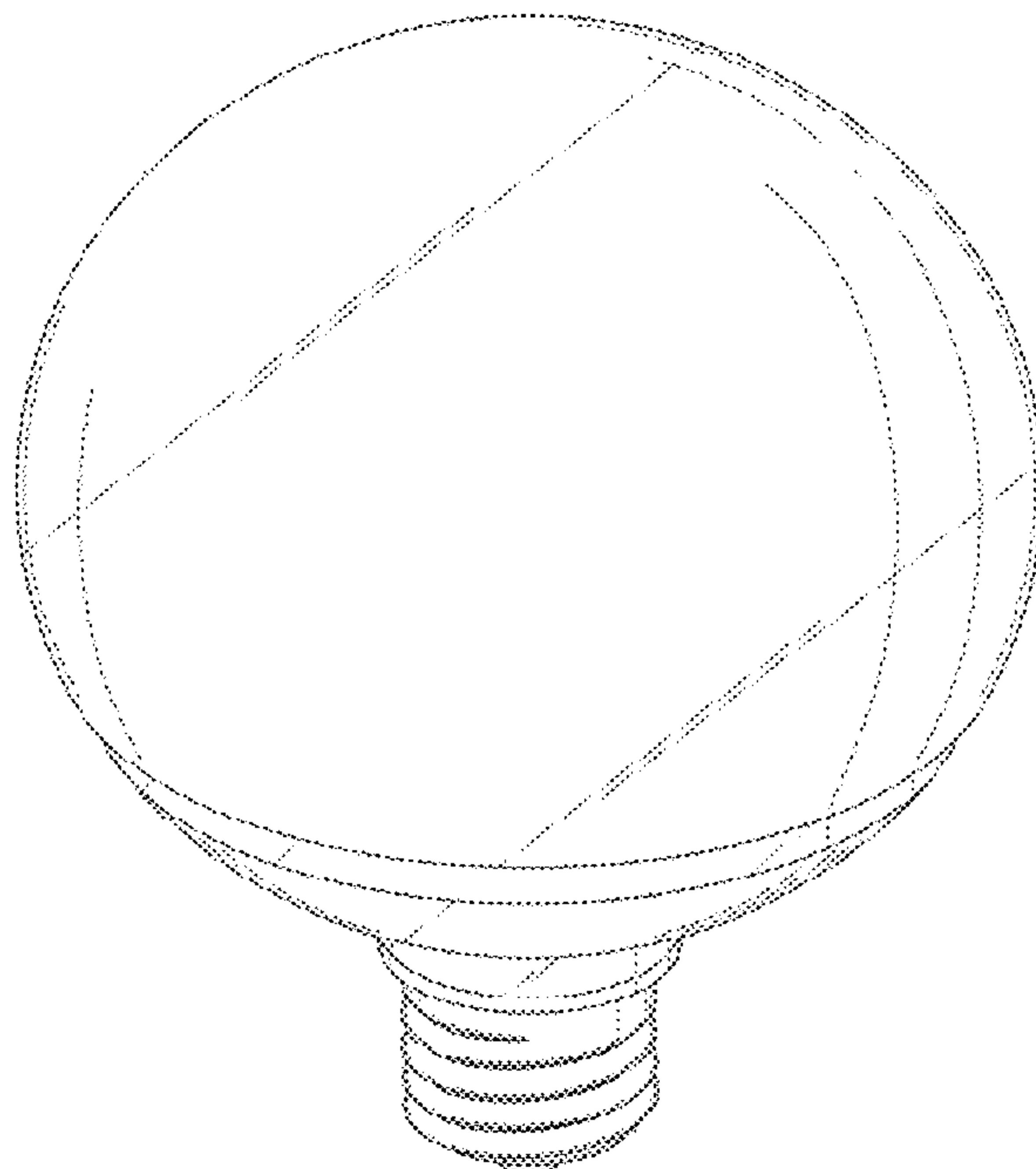
The ornamental design for a light emitting diode lamp, as shown.

DESCRIPTION

FIG. 1 is a perspective view of a light emitting diode lamp showing our new design;
FIG. 2 is a front view thereof;
FIG. 3 is a rear view thereof;
FIG. 4 is a left side view thereof;
FIG. 5 is a right side view thereof;
FIG. 6 is a top view thereof; and,
FIG. 7 is a bottom view thereof.

1 Claim, 7 Drawing Sheets

- (56) **References Cited**
U.S. PATENT DOCUMENTS
D355,495 S 2/1995 Matsumura et al.
D484,621 S 12/2003 Kakuno et al.
D531,741 S * 11/2006 Takahashi D26/2
D538,950 S * 3/2007 Maxik D26/2






FIG. 1




FIG. 2




FIG. 3




FIG. 4




FIG. 5

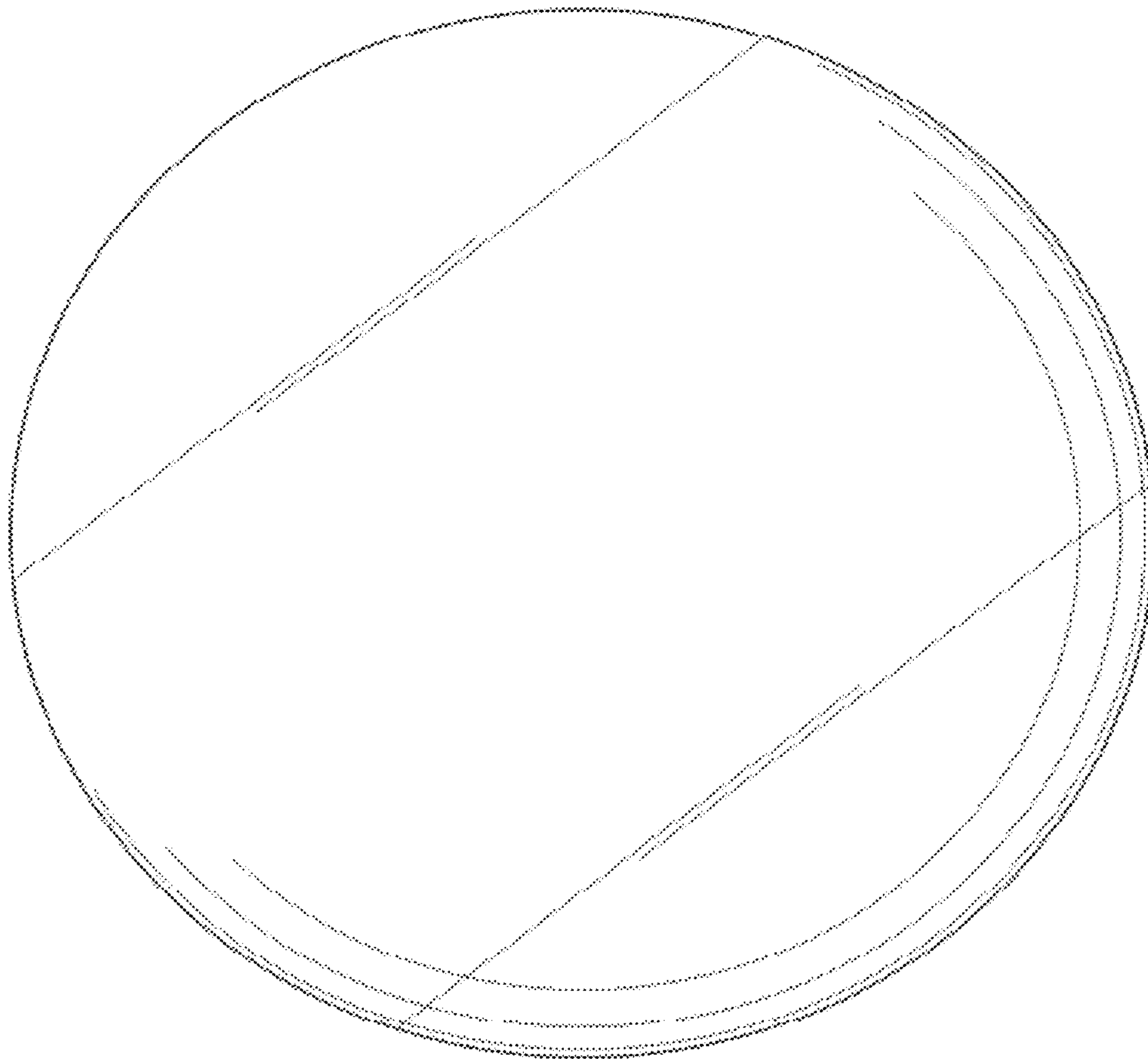


FIG. 6

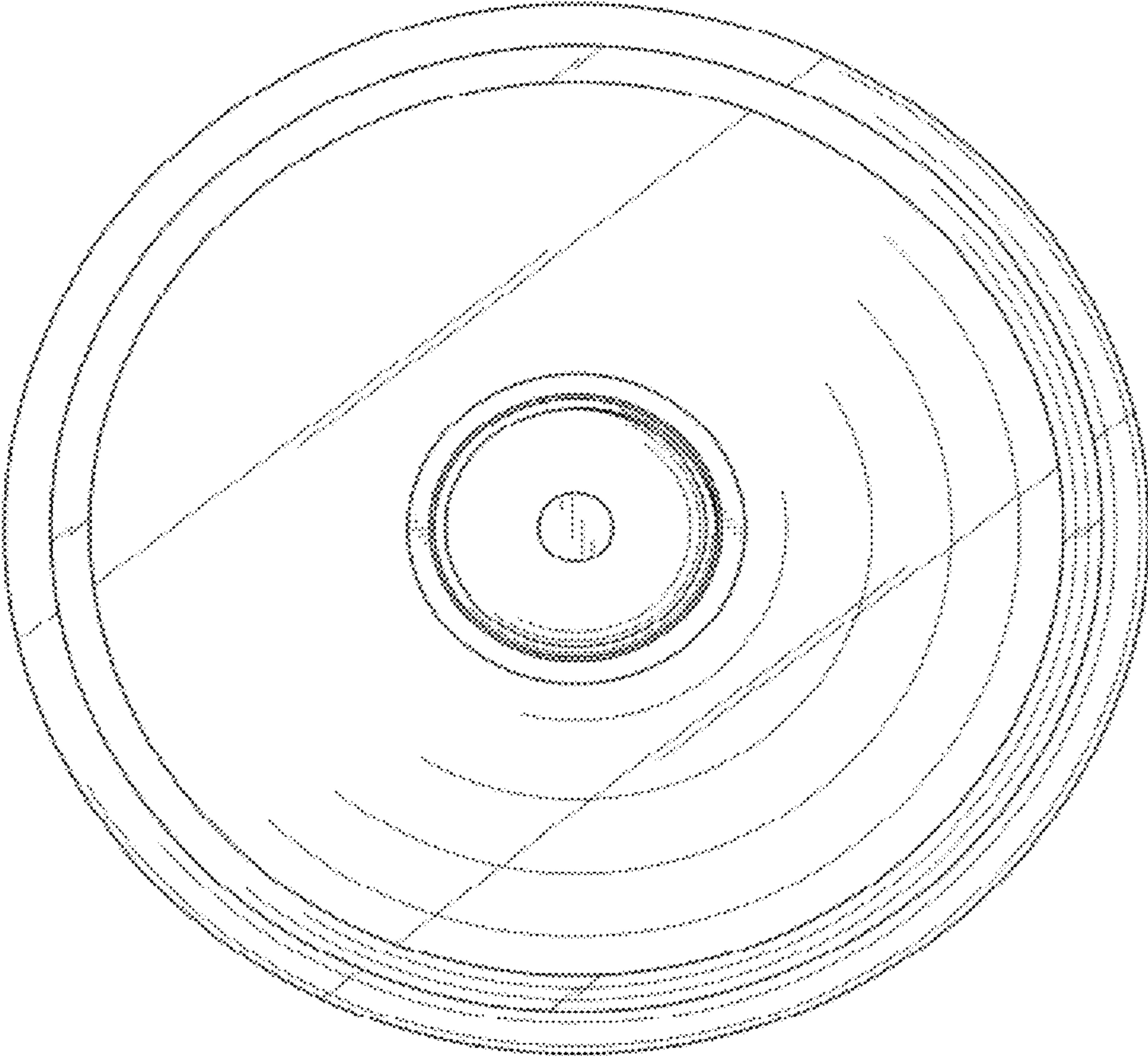


FIG. 7