

US00D662617S

(12) **United States Design Patent**
Waters et al.

(10) **Patent No.:** **US D662,617 S**
(45) **Date of Patent:** **** Jun. 26, 2012**

(54) **CEILING PANEL**

(75) Inventors: **James R. Waters**, Lancaster, PA (US);
Nathan J. Baxter, Lancaster, PA (US)

(73) Assignee: **Armstrong World Industries, Inc.**,
Lancaster, PA (US)

(**) Term: **14 Years**

(21) Appl. No.: **29/391,631**

(22) Filed: **May 11, 2011**

(51) **LOC (9) Cl.** **25-01**

(52) **U.S. Cl.** **D25/157**

(58) **Field of Classification Search** 52/39, 127.6,
52/127.8, 144, 145, 223.7, 243.1, 262, 282.2,
52/372, 375, 384, 385, 472, 506.06; D25/58,
D25/138, 153, 156, 157, 163

See application file for complete search history.

(56) **References Cited**

U.S. PATENT DOCUMENTS

D257,742	S	*	12/1980	Gerlach	D25/157
4,393,631	A	*	7/1983	Krent	52/144
D299,872	S	*	2/1989	Jennings	D25/157
D405,200	S	*	2/1999	Hines	D25/160
D458,695	S	*	6/2002	Langue	D25/157
D464,737	S	*	10/2002	Gulbrandsen et al.	D25/58
2006/0016145	A1	*	1/2006	Lonneman	52/506.06

* cited by examiner

Primary Examiner — Doris Clark

(74) *Attorney, Agent, or Firm* — McNees Wallace & Nurick
LLC

(57) **CLAIM**

The ornamental design for a ceiling panel, as shown and described.

DESCRIPTION

FIG. 1 is a top plan view of a ceiling panel showing our new design;

FIG. 2 is a perspective view thereof;

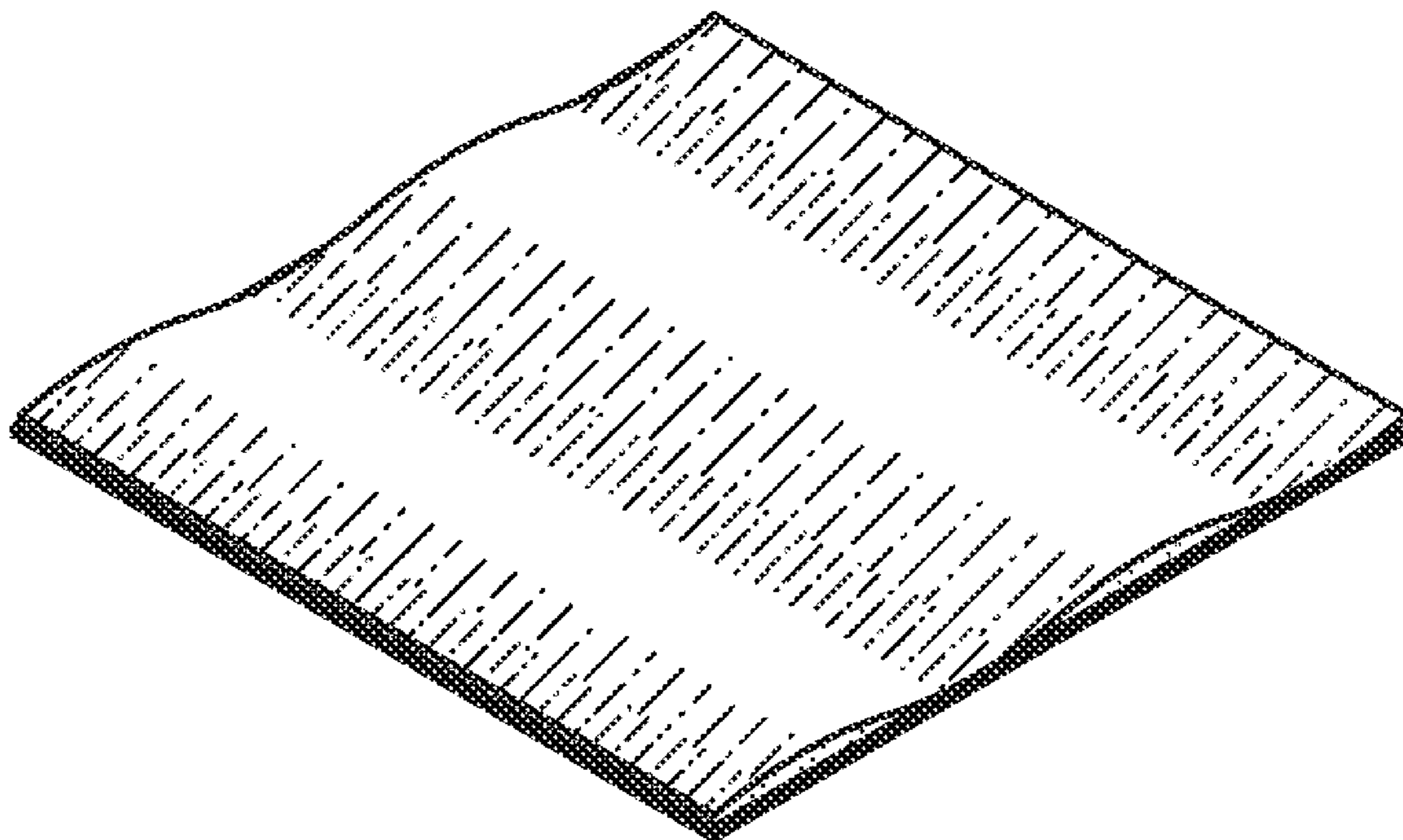
FIG. 3 is a side elevation view, with the opposing side elevation view being a mirror image thereof;

FIG. 4 is a front elevation view, with the rear elevation view being a mirror image thereof;

FIG. 5 is a perspective view of the ceiling panel shown in FIGS. 1-4. The broken lines showing suspension hardware and like ceiling panels for the purpose of illustrating the environment only and forming no part of the claimed design; and,

FIG. 6 is a top plan view of FIG. 5. The broken lines showing suspension hardware and like ceiling panels for the purpose of illustrating the environment only and forming no part of the claimed design.

1 Claim, 2 Drawing Sheets



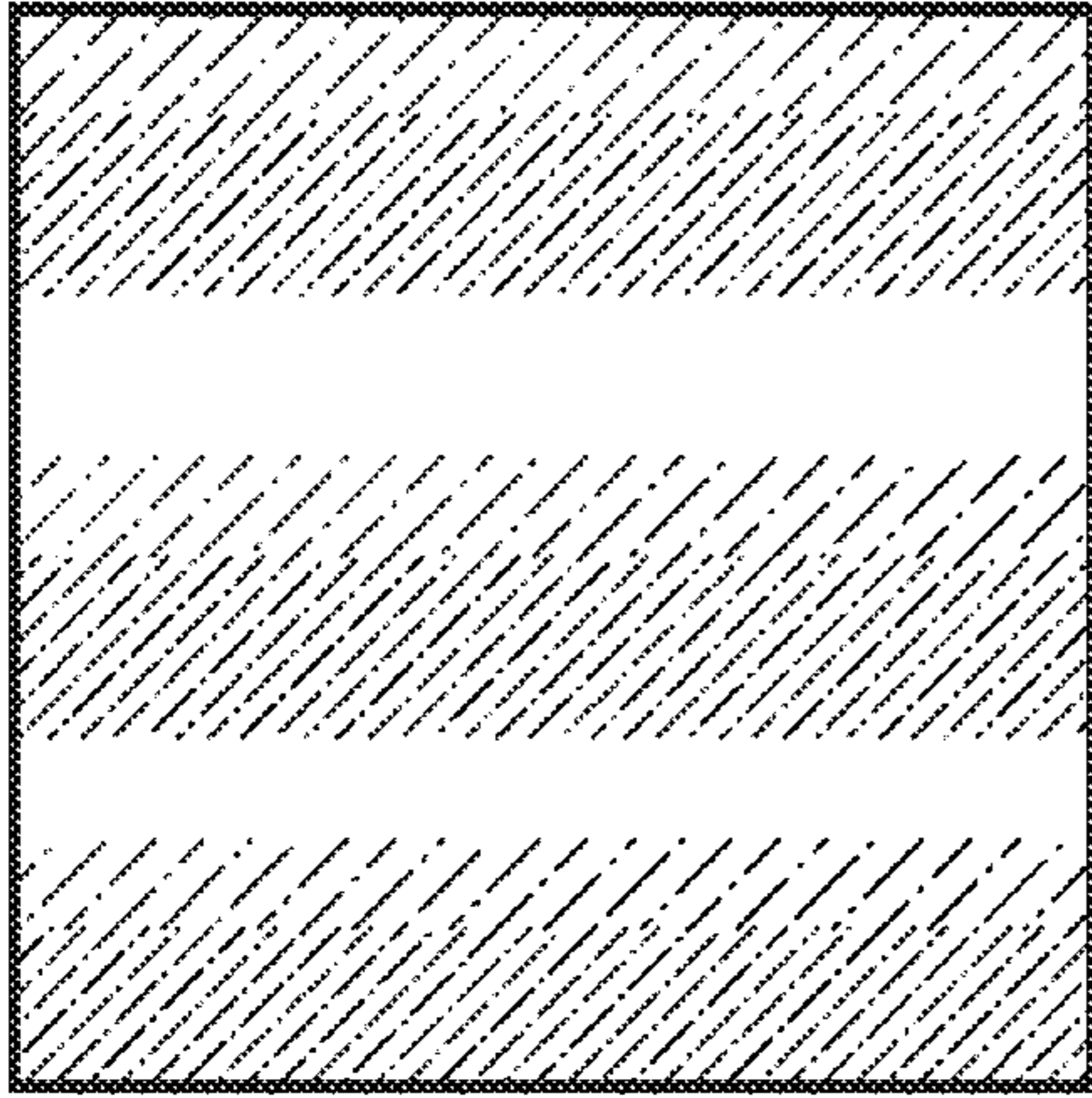


FIG. 1

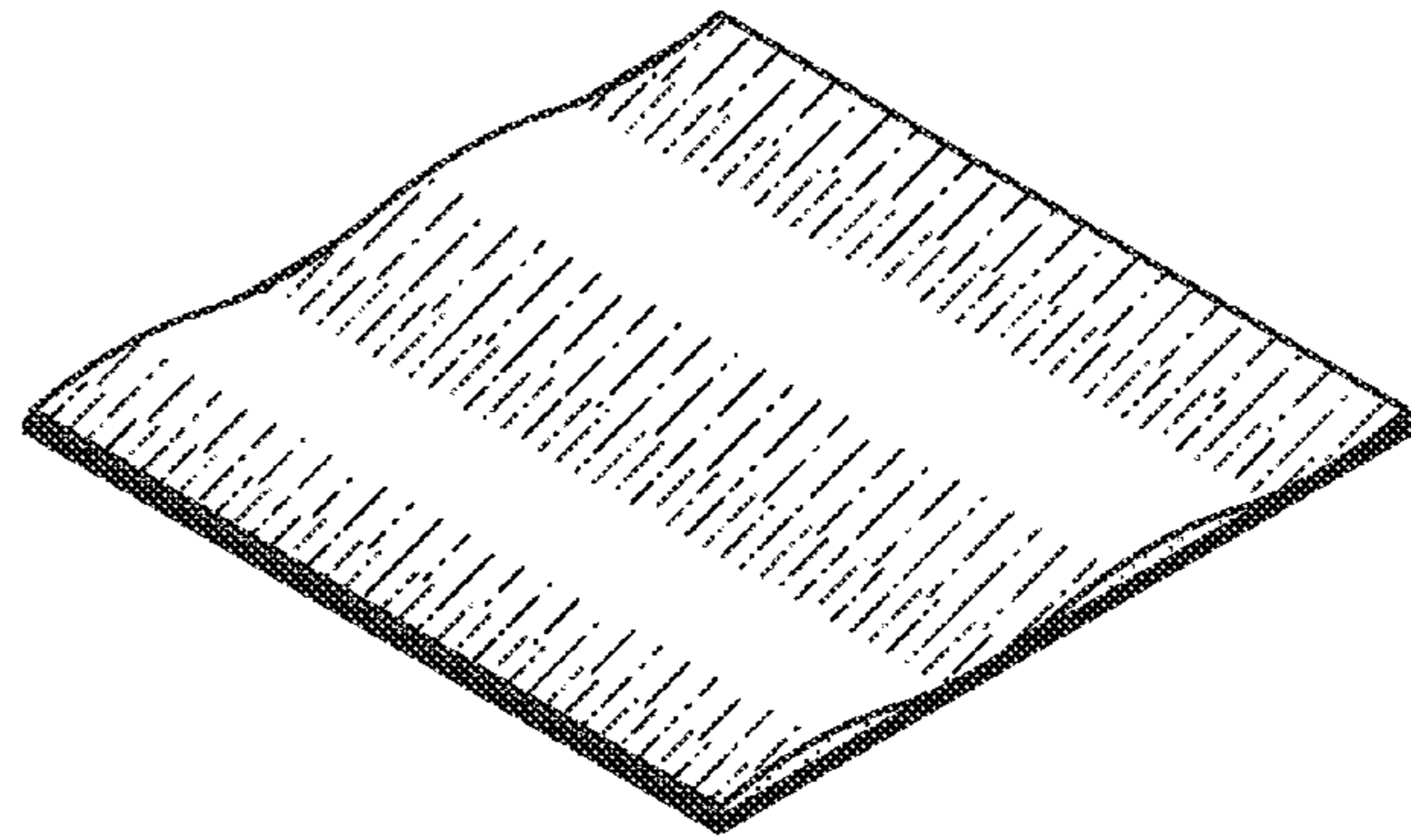


FIG. 2




FIG. 3



FIG. 4

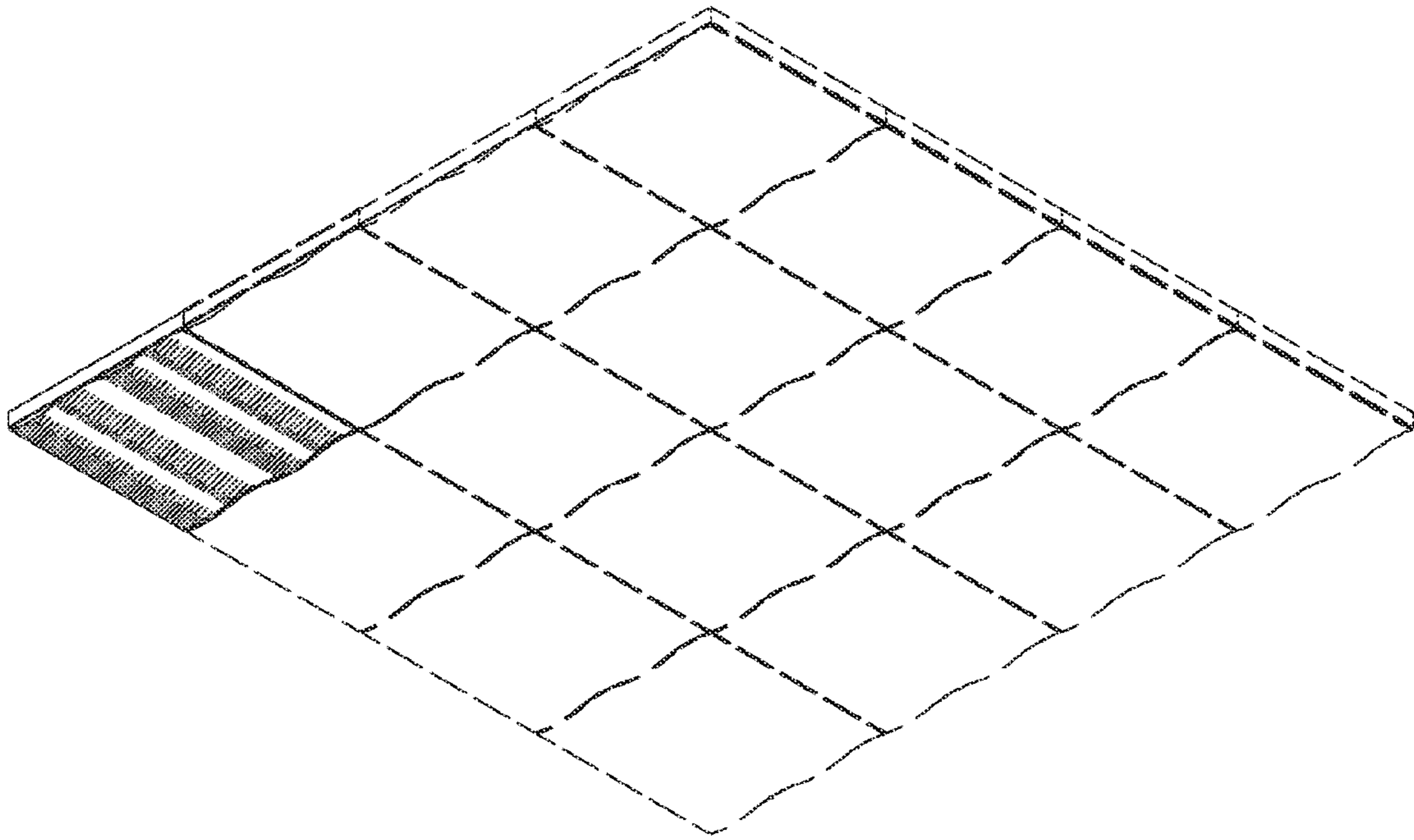


FIG. 5




FIG. 6