

US00D662615S

(12) **United States Design Patent**
Gulbrandsen

(10) **Patent No.:** **US D662,615 S**
(45) **Date of Patent:** **** Jun. 26, 2012**

(54) **CEILING TILE WITH PIERCING CLIPS**

5,687,526 A * 11/1997 Benvenuto et al. 52/506.08
D497,212 S * 10/2004 Poliacek et al. D25/138

(75) Inventor: **Peder John Gulbrandsen**, Aurora, IL
(US)

* cited by examiner

(73) Assignee: **USG Interiors, LLC.**, Chicago, IL (US)

Primary Examiner — Doris Clark

(**) Term: **14 Years**

(74) *Attorney, Agent, or Firm* — Pradip Sahu; David F. Janci;
Philip T. Petti

(21) Appl. No.: **29/394,269**

(57) **CLAIM**

The ornamental design for a ceiling tile with piercing clips, as shown and described.

(22) Filed: **Jun. 15, 2011**

DESCRIPTION

(51) **LOC (9) Cl.** **25-01**

(52) **U.S. Cl.** **D25/138**

(58) **Field of Classification Search** 52/39, 127.6,
52/127.8, 144, 145, 223.7, 243.1, 262, 282.2,
52/372, 375, 384, 385, 472, 506.06; D25/58,
D25/138, 153, 156, 157, 163

See application file for complete search history.

FIG. 1 is a top perspective view of the present ceiling tile with piercing clips;

FIG. 2 is a top view of a ceiling tile with piercing clips;

FIG. 3 is a left side view of a ceiling tile with piercing clips which is identical to a right side view;

FIG. 4 is a bottom view of a ceiling tile with piercing clips; and,

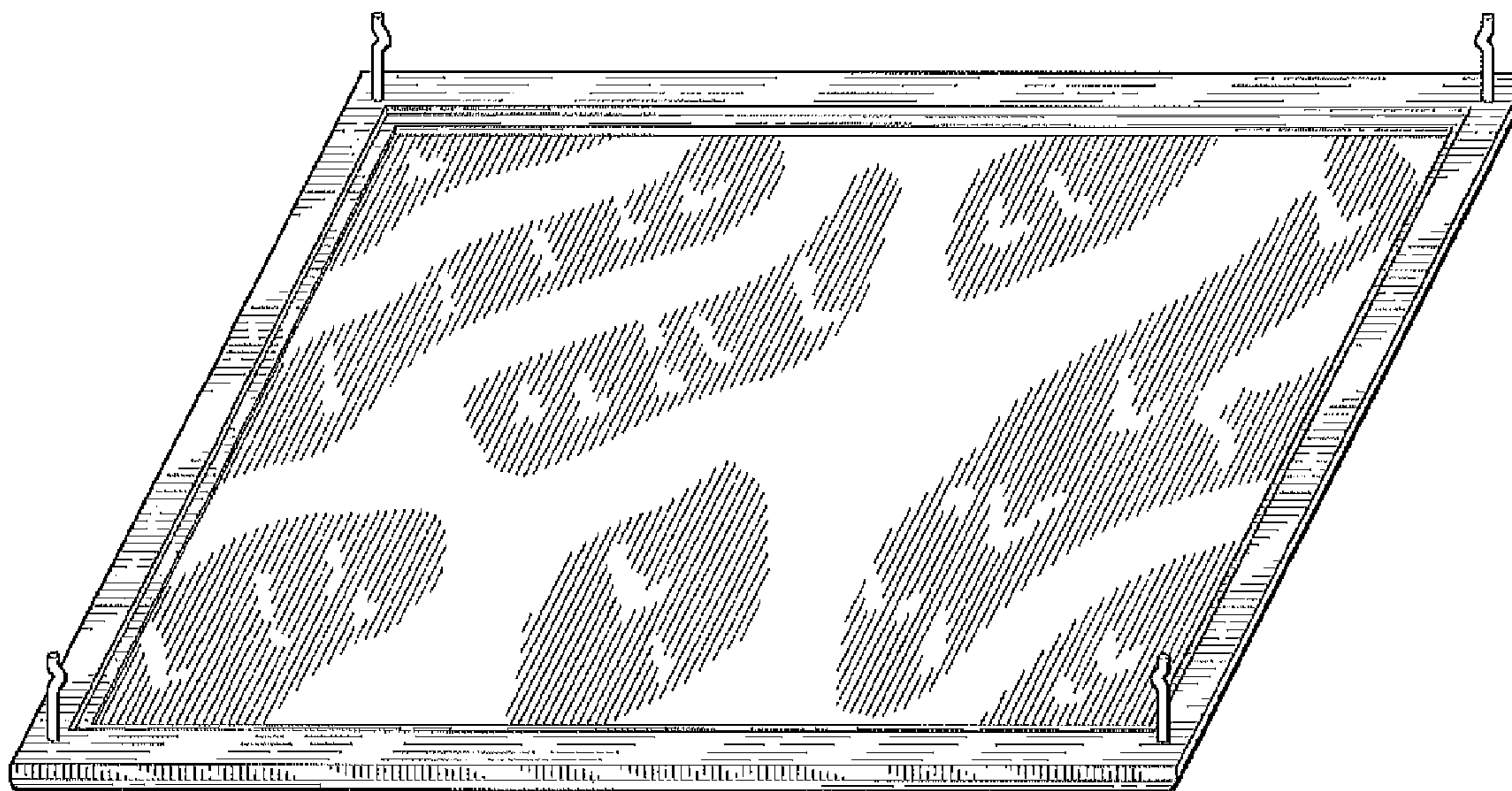
FIG. 5 is a front view of a ceiling tile with piercing clips which is identical to a back view.

(56) **References Cited**

U.S. PATENT DOCUMENTS

1,803,390 A * 5/1931 Howard 52/144

1 Claim, 3 Drawing Sheets



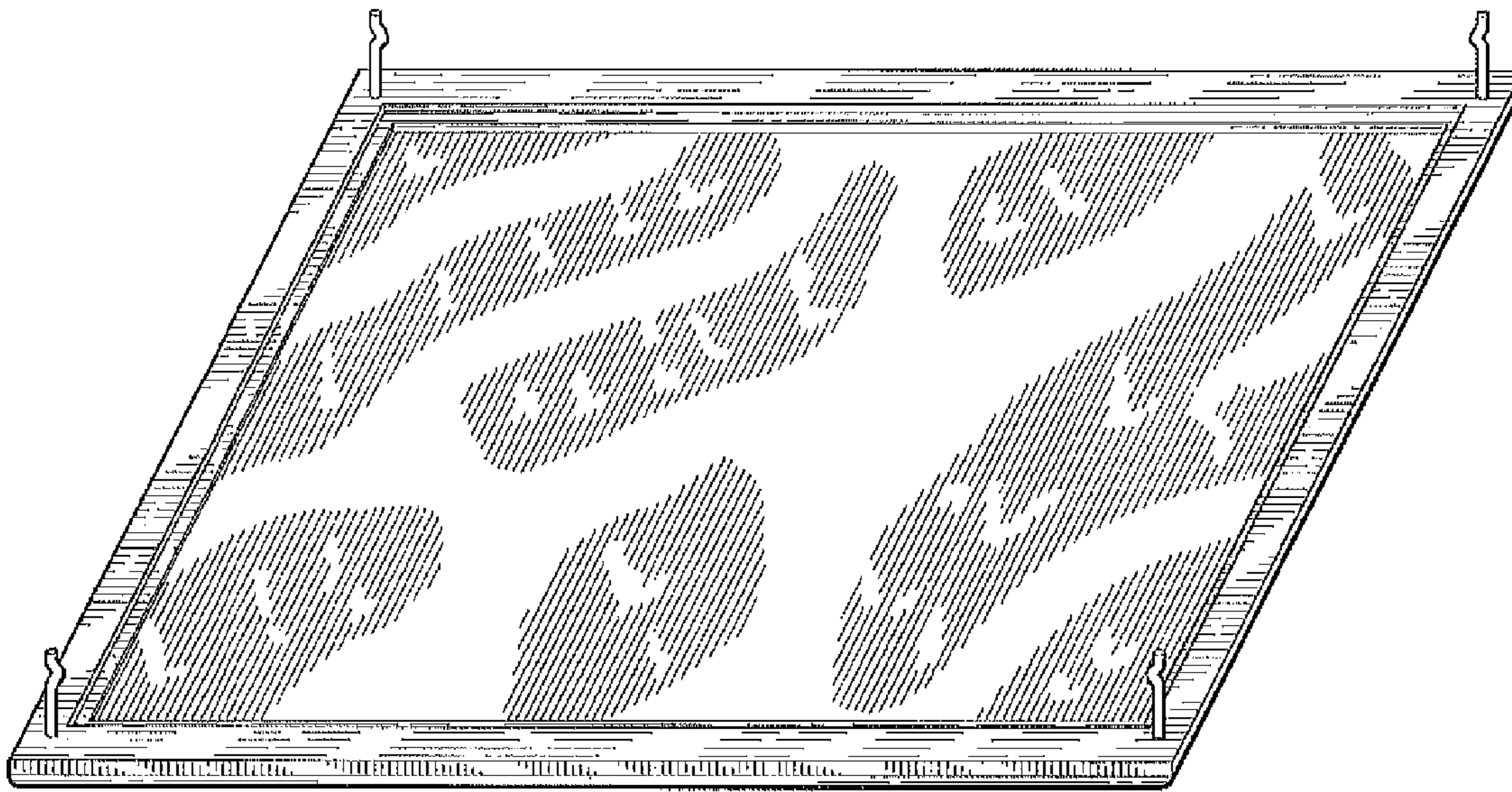


FIG. 1




FIG. 2

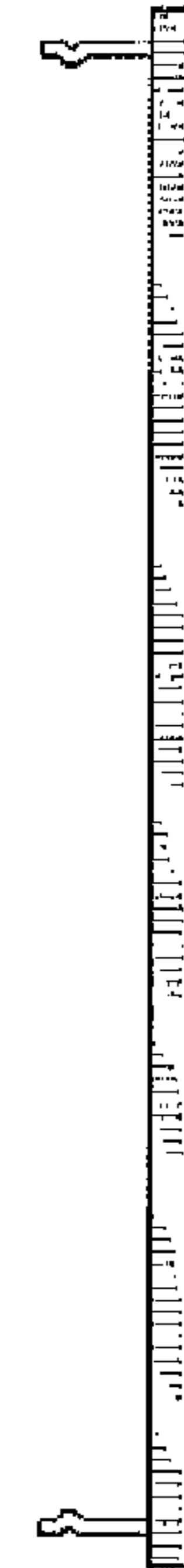


FIG. 3




FIG. 4




FIG. 5