

US00D662610S

(12) **United States Design Patent**
Mugge et al.

(10) **Patent No.:** **US D662,610 S**
(45) **Date of Patent:** **** Jun. 26, 2012**

(54) **MOLDED SURFACE OF A CONCRETE PRODUCT**

(75) Inventors: **Jimmie L. Mugge**, Inver Grove Heights, MN (US); **Robert Joel Wolter**, Chanhassen, MN (US)

(73) Assignee: **Anchor Wall Systems, Inc.**, Minnetonka, MN (US)

(**) Term: **14 Years**

(21) Appl. No.: **29/374,980**

(22) Filed: **Nov. 2, 2011**

Related U.S. Application Data

(62) Division of application No. 29/373,129, filed on Mar. 4, 2011, now Pat. No. Des. 650,492, which is a division of application No. 29/349,046, filed on Mar. 2, 2010, now Pat. No. Des. 636,093.

(51) **LOC (9) Cl.** **25-01**

(52) **U.S. Cl.** **D25/113**

(58) **Field of Classification Search** D25/102-118, D25/136, 138, 140, 151, 152, 153, 156-162, D25/164; D21/484-491, 499-504; 405/16, 405/284, 286; 52/503-505, 574, 575, 596-612, 52/102; 404/27-42; 47/33; D8/1; D15/135, D15/136

See application file for complete search history.

(56) **References Cited**

U.S. PATENT DOCUMENTS

415,773 A	11/1889	Fiske
799,754 A	9/1905	Petrie
803,014 A	10/1905	McIlravy
813,901 A	2/1906	Leming et al.
819,055 A	5/1906	Fisher
824,235 A	6/1906	Damon
838,278 A	12/1906	Schwartz
1,086,975 A	2/1914	Aaronson
1,166,312 A	12/1915	Barten

1,564,490 A	12/1925	Parkhurst
1,574,123 A	2/1926	Sharpe
1,596,165 A	8/1926	Evans
1,693,852 A	12/1928	McQuain
1,751,272 A	3/1930	Forman
1,776,999 A	9/1930	Jensen
1,982,730 A	12/1934	Erkman
2,038,205 A	4/1936	Case
2,130,911 A	9/1938	Teunon
D133,920 S	9/1942	Clayton
2,313,363 A	3/1943	Schmitt

(Continued)

FOREIGN PATENT DOCUMENTS

DE 196 34 499 A1 3/1998

(Continued)

OTHER PUBLICATIONS

U.S. Appl. No. 29/301,729, filed Mar. 13, 2008.

(Continued)

Primary Examiner — Anhdao Doan

(74) *Attorney, Agent, or Firm* — Merchant & Gould P.C.

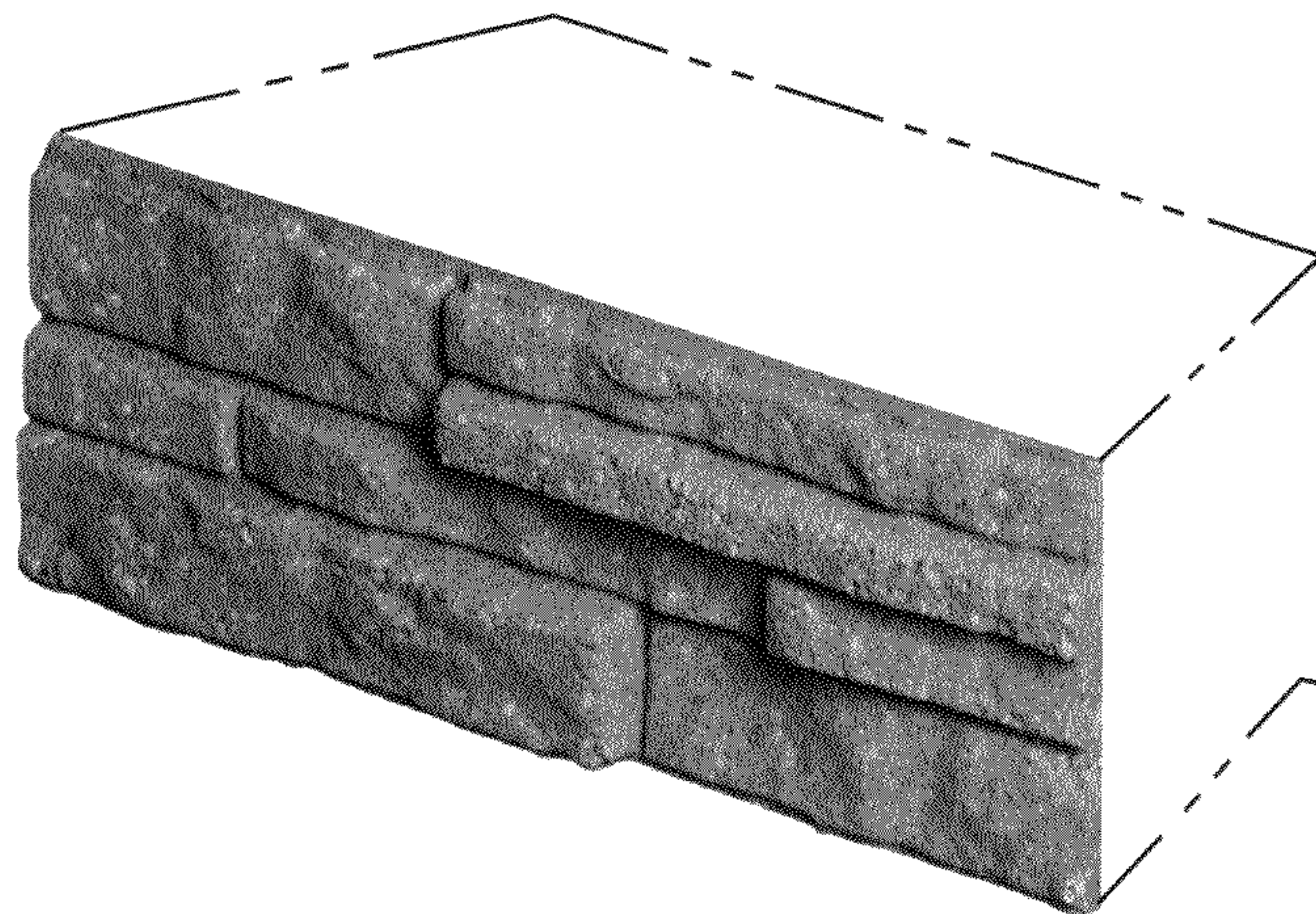
(57) **CLAIM**

The ornamental design for a molded surface of a concrete product, as shown and described.

DESCRIPTION

FIG. 1 is a front view of a molded surface of a concrete product, according to our design; FIG. 2 is a right side view thereof; FIG. 3 is a left side view thereof; FIG. 4 is a top view thereof; FIG. 5 is a bottom view thereof; and, FIG. 6 is a right perspective view thereof. The broken lines in all views are included for the purpose of illustrating a portion of the concrete product that forms no part of the claimed design.

1 Claim, 6 Drawing Sheets



US D662,610 S

Page 2

U.S. PATENT DOCUMENTS

2,457,368	A	12/1948	Hanson
2,517,432	A	8/1950	Hornberger
2,570,384	A	10/1951	Russell
2,682,093	A	6/1954	Clanton
2,819,495	A	1/1958	Krausz
2,882,689	A	4/1959	Huch et al.
D190,779	S	6/1961	Stekl
3,013,321	A	12/1961	McElroy
3,204,316	A	9/1965	Jackson
3,277,551	A	10/1966	Sekiguchi
3,425,105	A	2/1969	Gulde
3,530,553	A	9/1970	Engle et al.
3,669,402	A	6/1972	Paulson
3,694,128	A	9/1972	Foxen
3,731,899	A	5/1973	Nuzzo
3,795,721	A	3/1974	Gilbert et al.
3,809,049	A	5/1974	Fletcher et al.
3,918,877	A	11/1975	Pickett
3,940,229	A	2/1976	Hutton
3,981,953	A	9/1976	Haines
4,050,864	A	9/1977	Komaki
4,063,866	A	12/1977	Lurbiecki
4,178,340	A	12/1979	Hyytinen
4,272,230	A	6/1981	Abate
4,784,821	A	11/1988	Leopold
4,798,117	A	1/1989	Aronsson
4,802,836	A	2/1989	Whissell
4,869,660	A	9/1989	Ruckstuhl
4,902,211	A	2/1990	Svanholm
4,909,717	A	3/1990	Pardo
D317,048	S	5/1991	Forsberg
D317,209	S	5/1991	Forsberg
D319,885	S	9/1991	Blomquist et al.
D321,060	S	10/1991	Blomquist et al.
5,056,998	A	10/1991	Goossens
5,078,940	A	1/1992	Sayles
5,183,616	A	2/1993	Hedrick
5,211,895	A	5/1993	Jacklich, Sr.
D341,215	S	11/1993	Blomquist et al.
5,366,676	A	11/1994	Kobayashi
5,372,676	A	12/1994	Lowe
5,435,949	A	7/1995	Hwang
5,484,236	A	1/1996	Gravier
5,534,214	A	7/1996	Sakamoto et al.
5,598,679	A	2/1997	Orton et al.
D379,669	S	6/1997	Karanikas
5,651,912	A	7/1997	Mitsumoto et al.
5,735,094	A	4/1998	Zember
5,756,131	A	5/1998	Suh
5,816,749	A	10/1998	Bailey, II
5,827,015	A	10/1998	Woolford et al.
D402,380	S	12/1998	Komoroski
D429,004	S	8/2000	Strand et al.
D431,656	S	10/2000	Pardo
D435,304	S	12/2000	Rainey
D437,422	S	2/2001	Bolles et al.
D438,640	S	3/2001	Bolles et al.
D445,512	S	7/2001	Sievert
6,321,740	B1	11/2001	Scherer et al.
D458,693	S	6/2002	Sievert
D464,145	S	10/2002	Scherer
D466,619	S	12/2002	Britton
D468,449	S	1/2003	Britton
D477,091	S	7/2003	Manthei

D479,002	S	8/2003	Nordstrand
D479,003	S	8/2003	Nordstrand
D482,133	S	11/2003	Scherer et al.
D500,864	S	1/2005	Klettenberg et al.
D506,837	S	6/2005	Scherer et al.
D510,146	S	9/2005	Attebery, II et al.
D511,578	S	11/2005	Mugge et al.
D513,805	S	1/2006	Scherer et al.
D518,578	S	4/2006	Mugge et al.
D529,195	S	9/2006	Mugge
D529,628	S	10/2006	Mugge et al.
D530,831	S	10/2006	Mugge et al.
D532,910	S	11/2006	Mugge et al.
D538,946	S	3/2007	Mugge et al.
D539,930	S	4/2007	Magliocco et al.
D541,950	S	5/2007	Mugge et al.
D541,951	S	5/2007	Mugge et al.
D584,423	S	1/2009	Mugge
D585,567	S	1/2009	Mugge et al.
D588,713	S	3/2009	Mugge et al.
D595,872	S	7/2009	Dunn
D595,873	S	7/2009	Dunn
D598,135	S	8/2009	Mugge
D598,136	S	8/2009	Mugge
D598,137	S	8/2009	Mugge et al.
D604,430	S	11/2009	Mugge
D609,368	S	2/2010	Mugge et al.
D611,164	S	3/2010	Mugge
D613,880	S	4/2010	Mugge et al.
D618,367	S	6/2010	Schwarz et al.
D619,730	S	7/2010	Mugge et al.
D619,731	S	7/2010	Mugge et al.
D619,732	S	7/2010	Mugge et al.
D619,733	S	7/2010	Mugge et al.
D619,734	S	7/2010	Mugge et al.
D620,133	S	7/2010	Mugge et al.
D620,134	S	7/2010	Mugge et al.
D620,614	S	7/2010	Mugge et al.
D621,069	S	8/2010	Mugge et al.
D621,960	S	8/2010	Mugge et al.
D636,093	S	4/2011	Mugge et al.
2003/0126821	A1	7/2003	Scherer et al.
2004/0031221	A1	2/2004	Girard
2004/0218985	A1	11/2004	Klettenberg et al.
2005/0144883	A1	7/2005	Hopson et al.
2005/0188642	A1	9/2005	Correia
2005/0210811	A1	9/2005	Nasvik
2006/0110223	A1*	5/2006	Dawson et al. 405/286
2009/0056257	A1	3/2009	Mollinger et al.

FOREIGN PATENT DOCUMENTS

DE	100 02 390	A1	7/2001
GB	944066		12/1963
GB	2 232 114	A	12/1990
GB	2092493		5/2000
GB	2092499		5/2000
GB	2092500		5/2000
GB	2092501		5/2000
WO	WO 03/060251	A1	7/2003

OTHER PUBLICATIONS

U.S. Appl. No. 29/316,379, filed Sep. 17, 2009.

* cited by examiner

FIG. 1



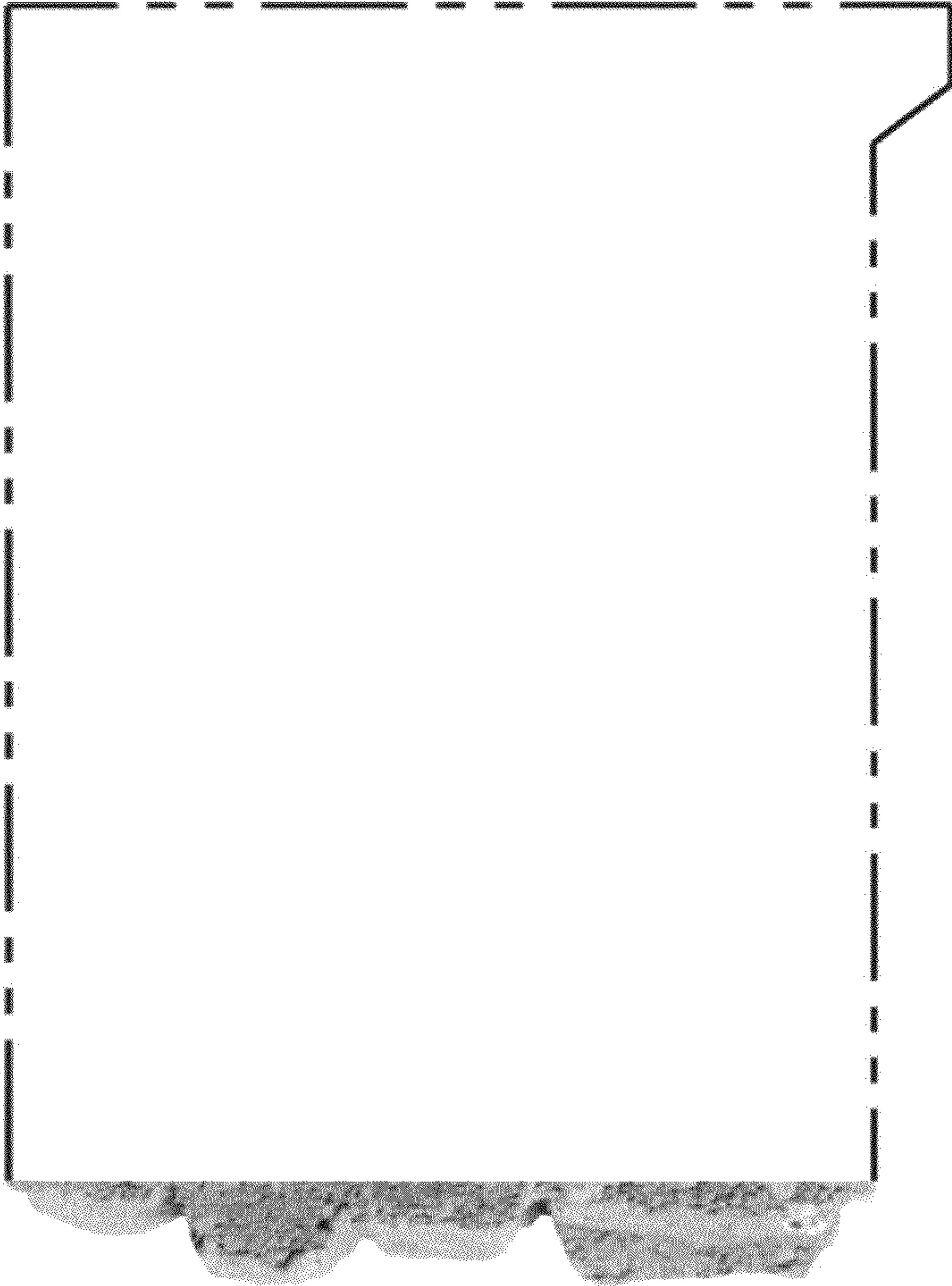


FIG. 2

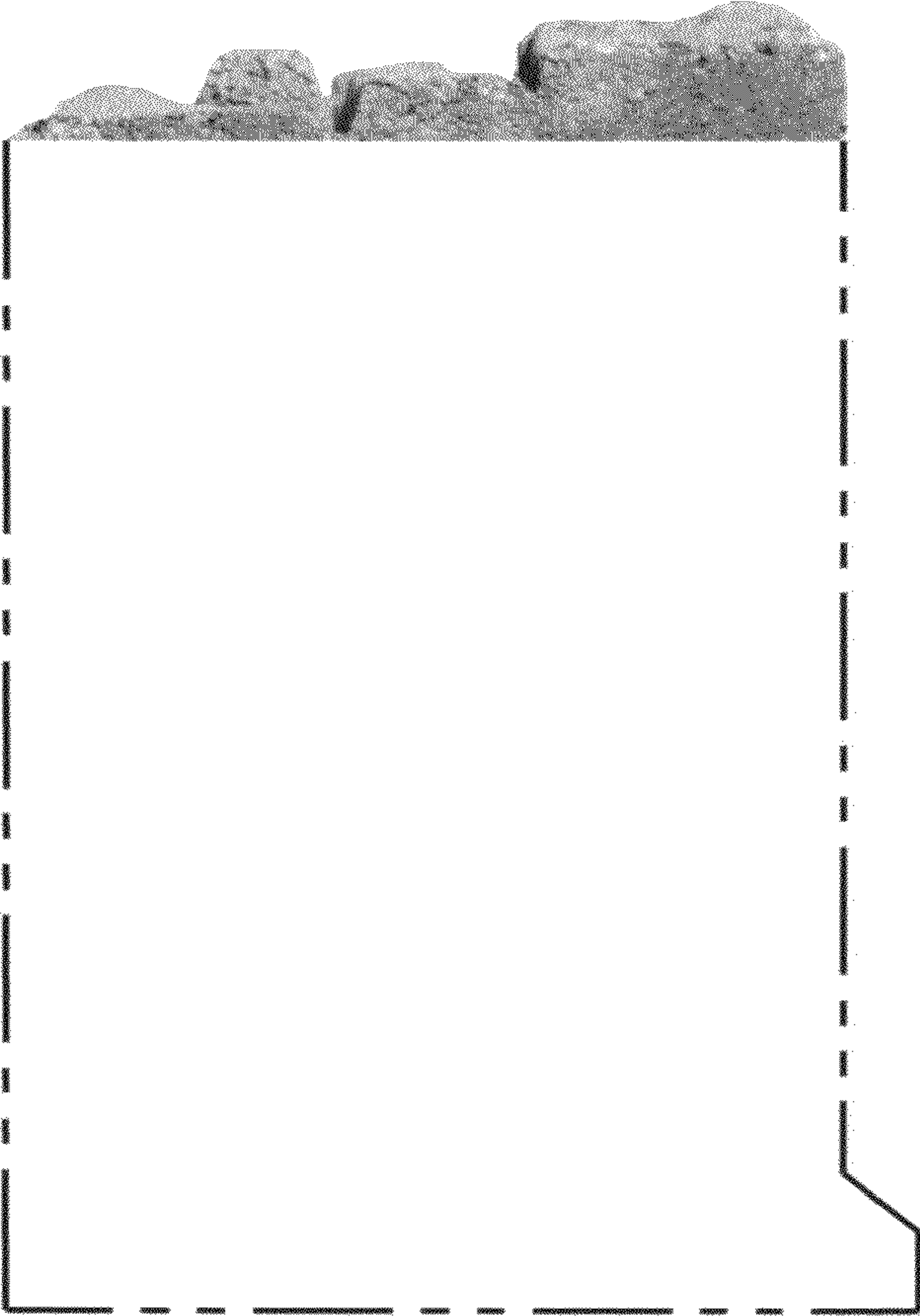


FIG. 3




FIG. 4




FIG. 5




FIG. 6