

US00D662605S

(12) **United States Design Patent**
Perrin et al.

(10) **Patent No.:** **US D662,605 S**
(45) **Date of Patent:** **** Jun. 26, 2012**

(54) **SPRAYHEAD**

(75) Inventors: **Timothy E. Perrin**, Hartford, WI (US);
Theodore E. Dhein, Sussex, WI (US)

(73) Assignee: **Bradley Fixtures Corporation**,
Menomonee Falls, WI (US)

(**) Term: **14 Years**

(21) Appl. No.: **29/343,135**

(22) Filed: **Sep. 8, 2009**

(51) **LOC (9) Cl.** **24-02**

(52) **U.S. Cl.** **D24/232; D23/249**

(58) **Field of Classification Search** D24/216-234;
D23/200, 213, 226, 232, 238-257, 291, 284;
4/619-620, 623-624, 675-678, 615-616,
4/294-295; 16/801; 137/110.1, 441; 604/294,
604/301; 239/579, 487, 28-29, 31, 16
See application file for complete search history.

(56) **References Cited**

U.S. PATENT DOCUMENTS

2,458,876	A *	1/1949	Rehn	239/487
2,482,960	A *	9/1949	Benson	239/29
3,090,050	A *	5/1963	Fraser et al.	4/620
3,413,660	A *	12/1968	Lagarelli et al.	4/620
D216,884	S *	3/1970	Wright	D23/291
3,599,251	A *	8/1971	Wright	239/28
3,629,876	A *	12/1971	Wright	4/620
3,809,315	A *	5/1974	Wright	239/31
4,012,798	A *	3/1977	Liautaud	
4,675,924	A *	6/1987	Allison et al.	4/619
4,881,283	A *	11/1989	Liautaud	4/620
5,008,963	A *	4/1991	Stein	239/16
5,157,798	A *	10/1992	Van Kammen	4/620
5,216,765	A *	6/1993	Paterson et al.	4/624
5,265,288	A *	11/1993	Allison	4/620
5,381,567	A *	1/1995	Tanner et al.	4/620
5,530,972	A *	7/1996	Tanner	4/620
5,566,406	A *	10/1996	Demeny et al.	4/620

D388,507	S *	12/1997	Gurries, II	D23/284
5,740,569	A *	4/1998	Gurries et al.	4/620
5,754,990	A *	5/1998	Gurries, II	4/620
6,205,599	B1	3/2001	Anders	
6,296,626	B1	10/2001	Stein	
D466,589	S *	12/2002	Miedzius	D23/239
D468,816	S	1/2003	Adams	
6,520,431	B2 *	2/2003	Donovan	239/579
D498,293	S	11/2004	Sutopo	
D507,042	S	7/2005	Sutopo	
D529,185	S *	9/2006	Zhou	D24/232
D530,800	S	10/2006	Hisey	

(Continued)

OTHER PUBLICATIONS

Office Action for U. S. Appl. No. 29/343,137, mail date Aug. 16, 2011, 8 pages.

(Continued)

Primary Examiner — T. Chase Nelson

Assistant Examiner — Mark Cavanna

(74) *Attorney, Agent, or Firm* — Foley & Lardner LLP

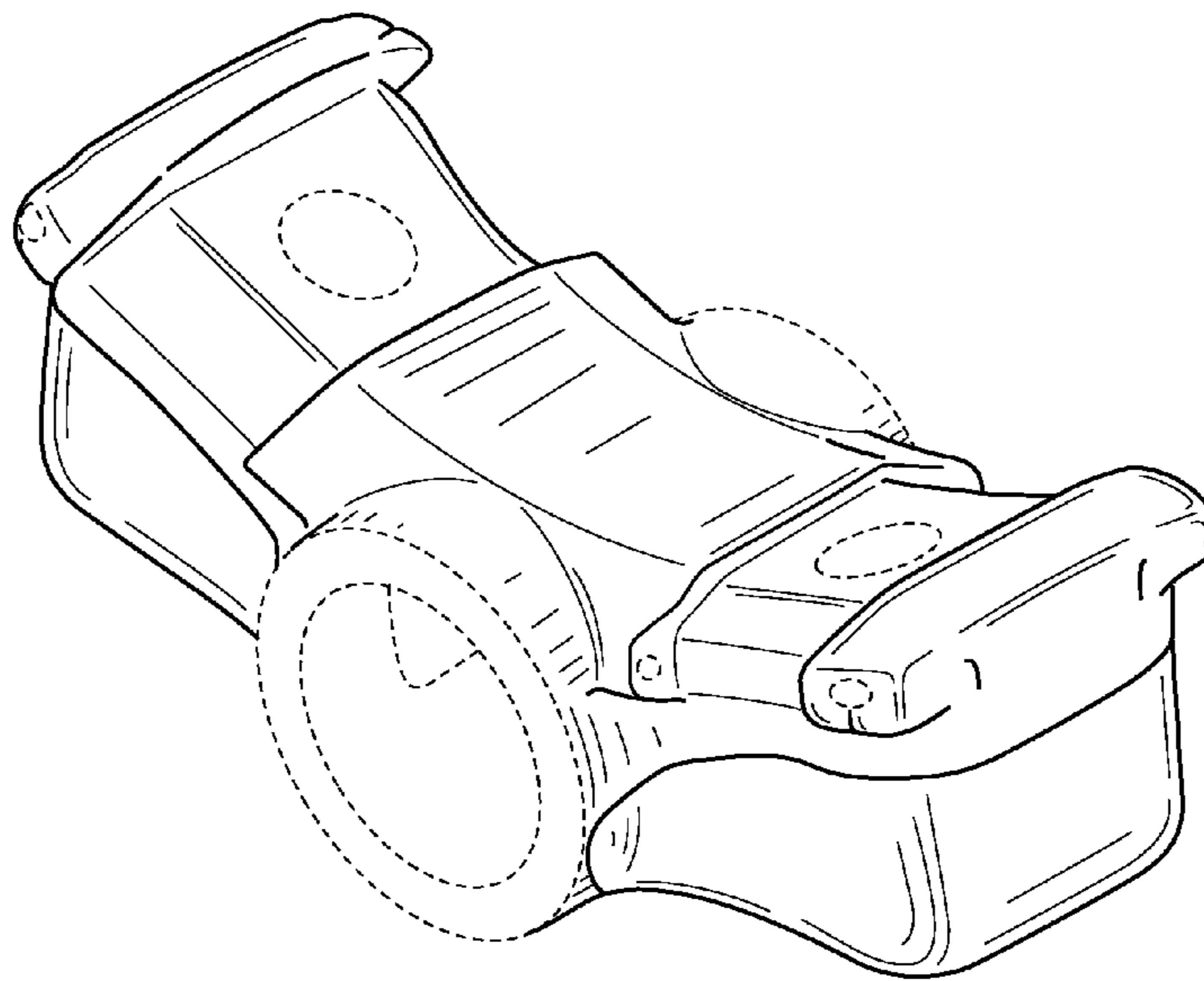
(57) **CLAIM**

We claim the ornamental design for a sprayhead, as shown and described.

DESCRIPTION

FIG. 1 is a top perspective view of the claimed design;
FIG. 2 is a top view thereof;
FIG. 3 is a bottom view thereof;
FIG. 4 is a right side view thereof, the left side view is a mirror image of FIG. 4; and,
FIG. 5 is a front view thereof.
The ornamental design which is claimed is shown in solid lines in the drawings. The broken lines in the drawings are for purposes of illustrating portions of the sprayhead that form no part of the claimed design.

1 Claim, 3 Drawing Sheets



US D662,605 S

Page 2

U.S. PATENT DOCUMENTS

D531,287 S 10/2006 Bates
D539,396 S 3/2007 Plikuhn et al.
D545,947 S 7/2007 Bruce
D562,438 S 2/2008 Jones et al.
D568,989 S 5/2008 Kammer et al.
D569,970 S 5/2008 Kammer et al.
D610,660 S 2/2010 Slothower
D612,064 S * 3/2010 Strandberg et al. D24/231
7,806,348 B2 10/2010 Kline et al.
7,857,795 B2 12/2010 Perrin et al.
D630,308 S 1/2011 Webb
D630,309 S 1/2011 Webb
D634,821 S 3/2011 Thomas

2007/0089233 A1* 4/2007 Smith et al. 4/620
2007/0204398 A1* 9/2007 Dubois 4/620
2009/0288251 A1 11/2009 Strandberg et al.

OTHER PUBLICATIONS

Office Action for U.S. Appl. No. 29/343,136, mail date Aug. 19, 2011, 10 pages.

Office Action for U.S. Appl. No. 29/343,137, mail date Sep. 28, 2010, 6 pages.

Office Action for U.S. Appl. No. 29/343,136, mail date Sep. 27, 2011, 6 pages.

* cited by examiner

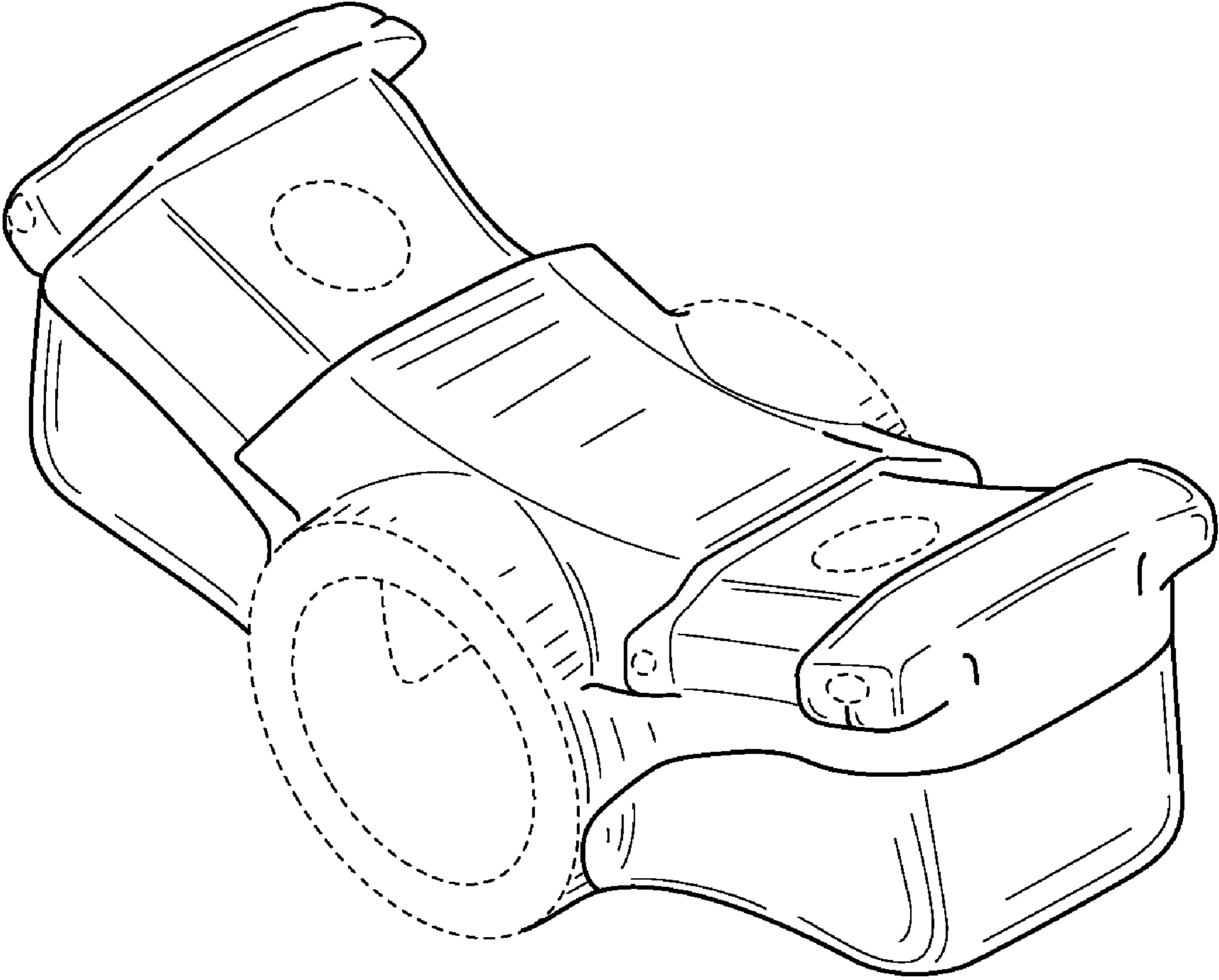


FIG. 1

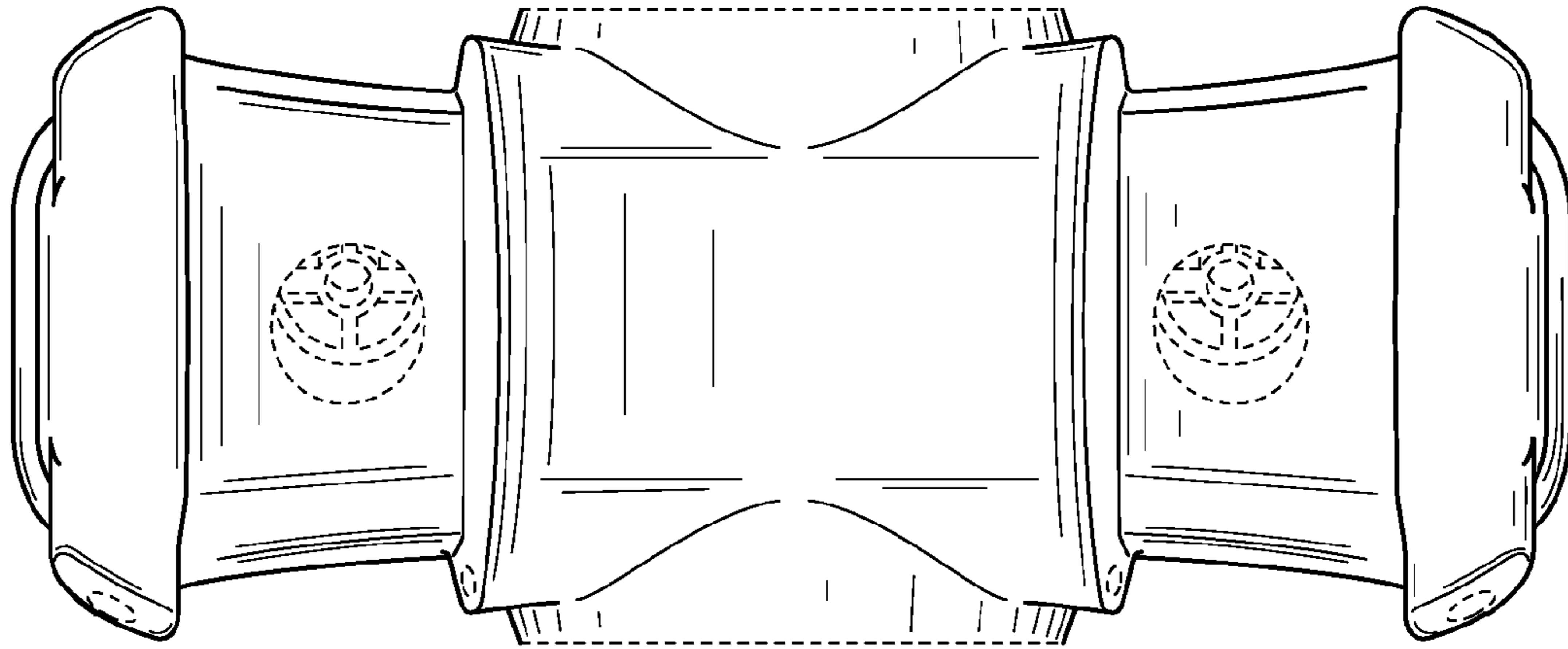


FIG. 2

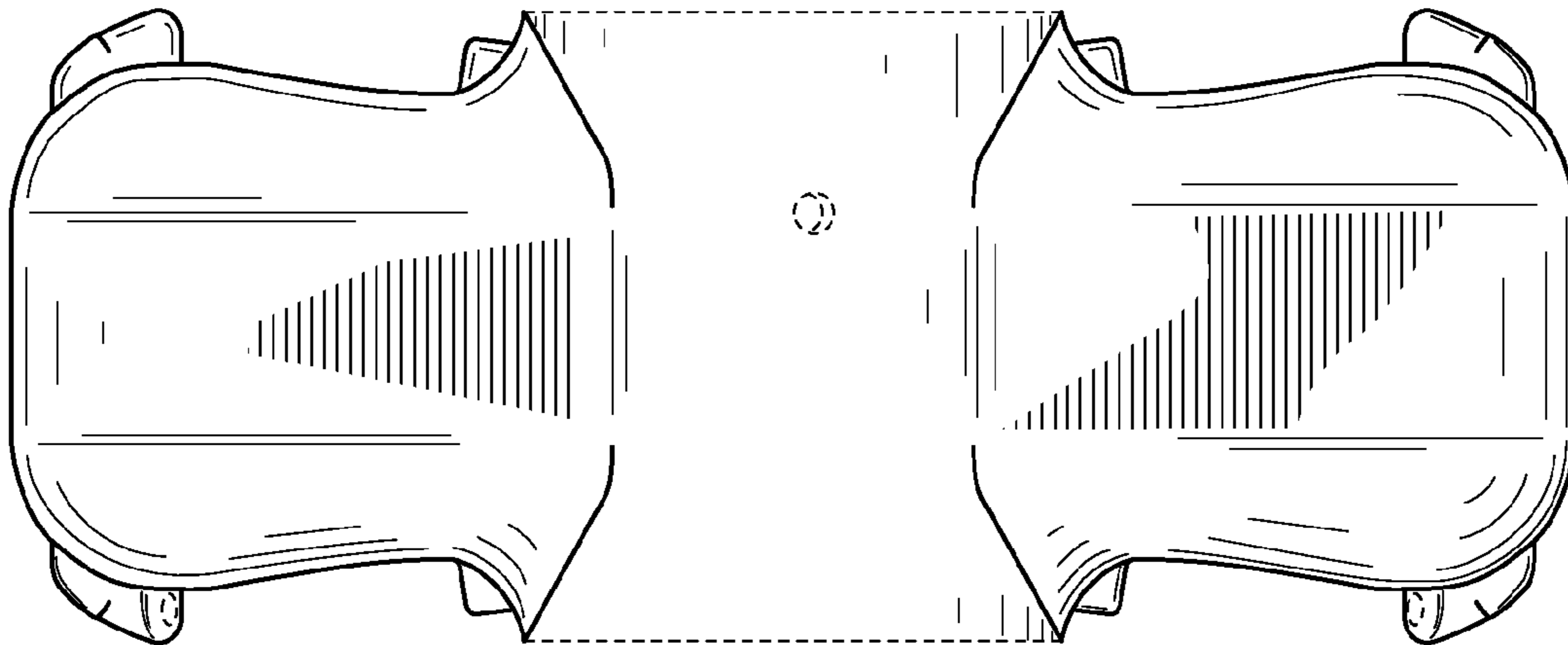


FIG. 3




FIG. 4

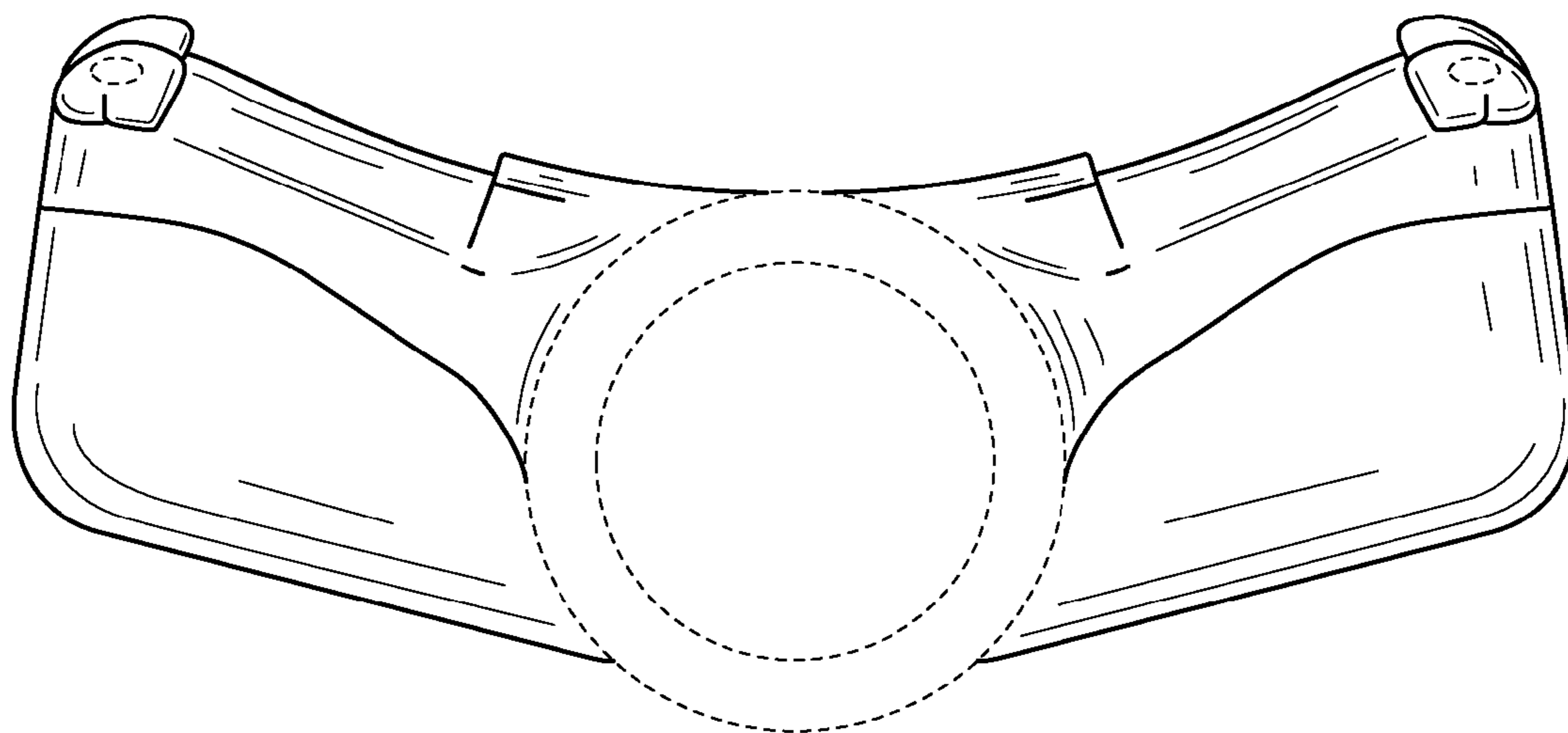


FIG. 5