

US00D662601S

(12) **United States Design Patent**  
**Matsushita**

(10) **Patent No.:** **US D662,601 S**  
(45) **Date of Patent:** **\*\* Jun. 26, 2012**

(54) **SKIN MASSAGE ROLLER**

(75) Inventor: **Tsuyoshi Matsushita**, Nagoya (JP)

(73) Assignee: **Mtg. Co., Ltd.**, Nagoya-shi, Aichi-ken (JP)

(\*\*) Term: **14 Years**

(21) Appl. No.: **29/373,168**

(22) Filed: **Mar. 10, 2011**

(30) **Foreign Application Priority Data**

Sep. 10, 2010 (JP) ..... 2010-021969

(51) **LOC (9) Cl.** ..... **28-03**

(52) **U.S. Cl.** ..... **D24/215**

(58) **Field of Classification Search** ..... D28/7,  
D28/8, 20, 76, 85, 99; 132/108, 202, 208,  
132/317, 320; 401/202-207, 261-267;  
D4/132-135; D24/211-215, 200, 204, 206,  
D24/201; 601/19, 22, 27-31, 39, 46, 56,  
601/63, 68, 72, 80, 125, 135, 157, 169, DIG. 12,  
601/DIG. 14, DIG. 16, DIG. 17; D6/335,  
D6/336; D21/132-135, 685

See application file for complete search history.

(56) **References Cited**

U.S. PATENT DOCUMENTS

D284,406 S *	6/1986	Matranca et al. ....	D24/211
D285,117 S *	8/1986	Snyder .....	D24/211
D333,871 S *	3/1993	Grenko .....	D24/211
D358,655 S *	5/1995	Ivy .....	D24/211
D360,470 S *	7/1995	Ivy .....	D24/211
D376,853 S *	12/1996	Hsia .....	D24/214

D396,296 S *	7/1998	Breznik .....	D24/211
D408,925 S *	4/1999	Berry et al. ....	D24/214
D414,875 S *	10/1999	Sirois et al. ....	D24/215
D415,569 S *	10/1999	Wyrwa et al. ....	D24/211
D418,227 S *	12/1999	O'Connor .....	D24/211
D495,422 S *	8/2004	Chen .....	D24/211
D499,841 S *	12/2004	Angeletta .....	D28/7
D570,545 S *	6/2008	Althoff et al. ....	D28/76
D608,943 S *	1/2010	Limongi .....	D28/7
D617,943 S *	6/2010	Bouix et al. ....	D28/7
D623,310 S *	9/2010	Cheng .....	D24/211
D631,192 S *	1/2011	Lim .....	D28/7

FOREIGN PATENT DOCUMENTS

JP	1387971 S	5/2010
JP	1418985 D	7/2011
JP	1418986 S	7/2011
JP	1418990 S	7/2011
JP	1421859 S	8/2011

\* cited by examiner

*Primary Examiner* — Zenia Bennett

(74) *Attorney, Agent, or Firm* — Faegre Baker Daniels LLP

(57) **CLAIM**

The ornamental design for a skin massage roller, as shown and described.

**DESCRIPTION**

FIG. 1 is a front view of a skin massage roller showing my new design;  
FIG. 2 is a rear view thereof;  
FIG. 3 is an enlarged top plan view thereof;  
FIG. 4 is an enlarged bottom plan view thereof;  
FIG. 5 is a right side view thereof, the left side view being a mirror image of FIG. 5; and,  
FIG. 6 is a perspective view.

**1 Claim, 3 Drawing Sheets**

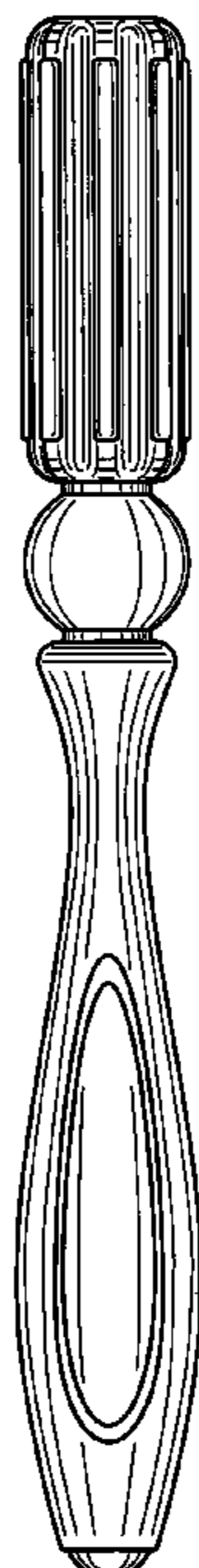


FIG. 1

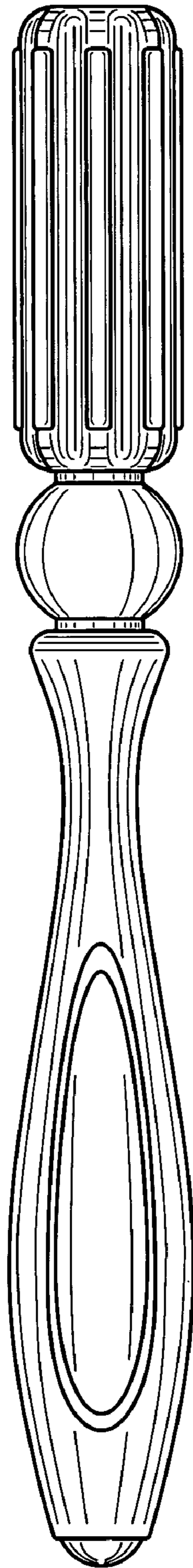


FIG. 2

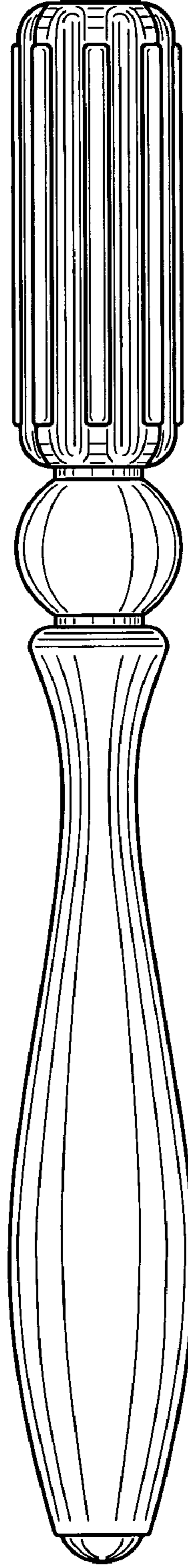


FIG. 3




FIG. 4




FIG. 5

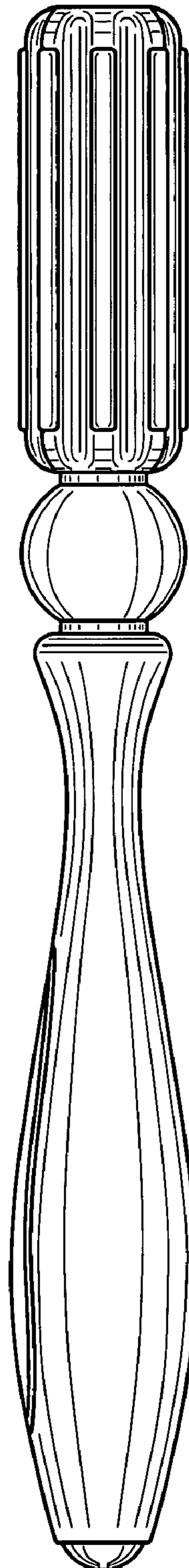


FIG. 6

