



US00D662590S

(12) **United States Design Patent**  
**Sonoi et al.**

(10) **Patent No.:** **US D662,590 S**  
(45) **Date of Patent:** **\*\* Jun. 26, 2012**

(54) **DENTAL ROTARY INSTRUMENTS**

(75) Inventors: **Shuji Sonoi**, Kyoto (JP); **Osamu Asao**,  
Kyoto (JP); **Masako Shigezawa**, Kyoto  
(JP)

(73) Assignee: **Shofu Inc.**, Kyoto-Shi (JP)

(\*\*) Term: **14 Years**

(21) Appl. No.: **29/371,099**

(22) Filed: **Oct. 20, 2010**

**Related U.S. Application Data**

(62) Division of application No. 29/341,373, filed on Aug.  
4, 2009, now Pat. No. Des. 641,472.

(30) **Foreign Application Priority Data**

Feb. 4, 2009 (JP) ..... 2009-002285  
Feb. 4, 2009 (JP) ..... 2009-002286  
Feb. 4, 2009 (JP) ..... 2009-002287

(51) **LOC (9) Cl.** ..... **24-02**

(52) **U.S. Cl.** ..... **D24/152**

(58) **Field of Classification Search** ..... D24/133,  
D24/147, 152; D8/16, 83, 88-89, 107, 397;  
D28/65; 606/80; 417/11, 420; 433/141,  
433/102, 165, 25

See application file for complete search history.

(56) **References Cited**

**U.S. PATENT DOCUMENTS**

533,573 A \* 2/1895 Wilkens ..... 433/165  
930,477 A \* 8/1909 Hudson ..... 606/80  
1,813,741 A \* 7/1931 Harper ..... 433/165  
1,862,955 A \* 6/1932 Funke ..... 433/165  
4,284,406 A \* 8/1981 Hughes ..... 433/165  
4,681,541 A \* 7/1987 Snaper ..... 433/165  
4,708,653 A \* 11/1987 Eichen et al. .... 433/165  
4,751,922 A \* 6/1988 DiPietropolo ..... 606/80  
5,122,134 A \* 6/1992 Borzone et al. .... 606/80  
5,299,937 A \* 4/1994 Gow ..... 433/165  
5,387,059 A \* 2/1995 Borzemyky ..... 433/165  
5,499,984 A \* 3/1996 Steiner et al. .... 606/80

6,258,093 B1 \* 7/2001 Edwards et al. .... 606/80  
6,261,096 B1 \* 7/2001 Danger et al. .... 433/165  
D595,850 S \* 7/2009 Koch ..... D24/152  
7,955,338 B2 \* 6/2011 McGovern ..... 606/80  
8,025,662 B2 \* 9/2011 Knisely et al. .... 606/80  
2006/0269901 A1 \* 11/2006 Rosenblood et al. .... 433/166  
2007/0248935 A1 \* 10/2007 Danger et al. .... 433/165  
2007/0254261 A1 \* 11/2007 Rosenblood et al. .... 433/98  
2007/0259307 A1 \* 11/2007 Quan et al. .... 433/25  
2007/0298376 A1 \* 12/2007 Kmiecz et al. .... 433/165  
2008/0166685 A1 \* 7/2008 Rosenblood et al. .... 433/101  
2010/0248182 A1 \* 9/2010 Sonoi et al. .... 433/166

**OTHER PUBLICATIONS**

Rotary instruments and tools for dental. Copyright 1999-2010.  
[Retrieved on Apr. 11, 2012]. Retrieved from the Internet: <URL:  
[http://www.alibaba.com/product-gs/276725860/Rotary instruments  
and tools for dental...](http://www.alibaba.com/product-gs/276725860/Rotary_instruments_and_tools_for_dental...)>.\* Tungsten Carbide Bur. Copyright 1997-  
2012. [Retrieved on Apr. 11, 2012]. Retrieved from the Internet:  
<URL: [http://www.ec21.com/product-details/Tungsten-Carbide-  
BUR--4957483.html](http://www.ec21.com/product-details/Tungsten-Carbide-BUR--4957483.html)>.\*  
German Registered Community Design No. 000679204-0001, Reg-  
istered Feb. 9, 2007.

\* cited by examiner

*Primary Examiner* — Wan Laymon

(74) *Attorney, Agent, or Firm* — Oliff & Berridge, PLC

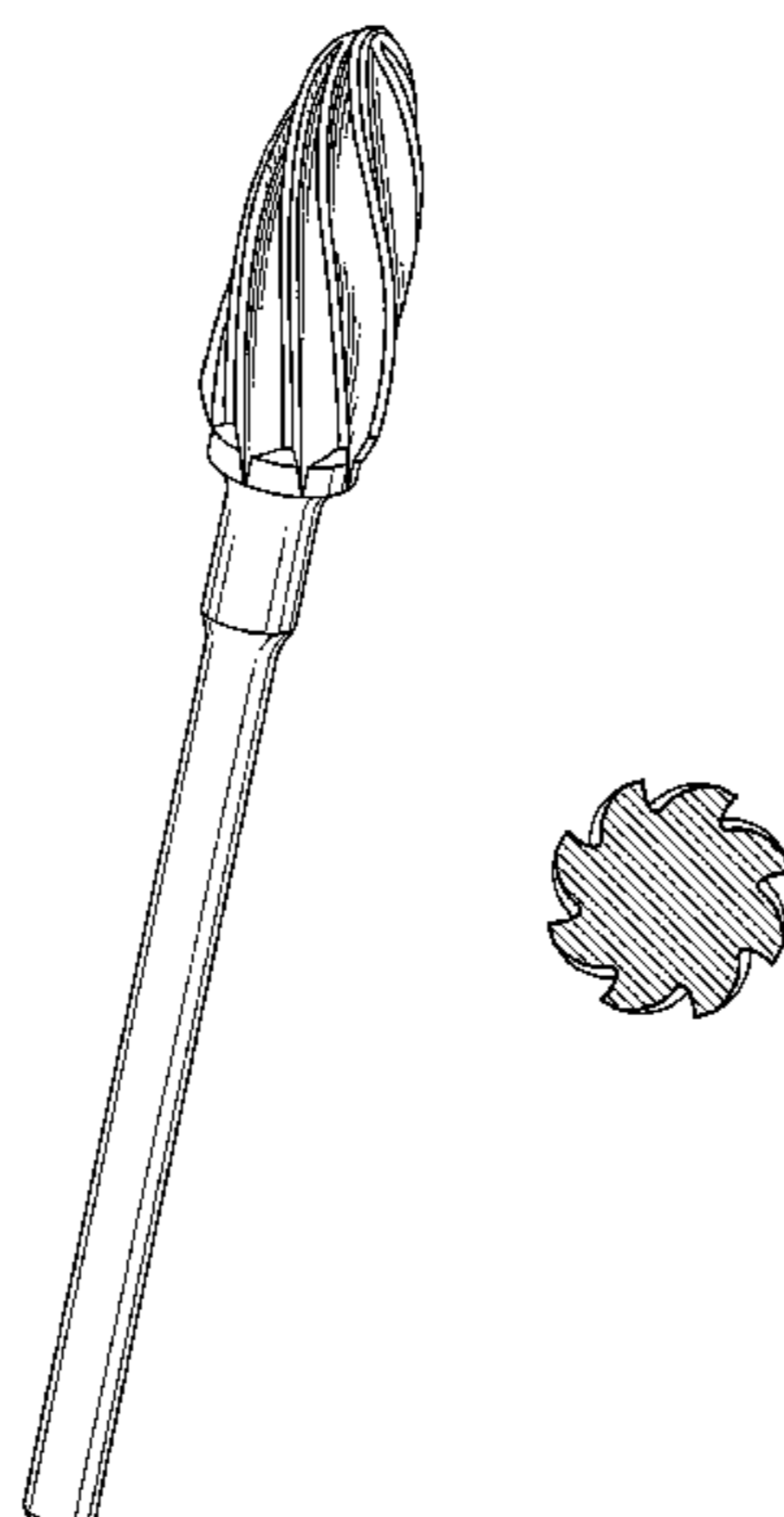
(57) **CLAIM**

The ornamental design for a dental rotary instruments, as  
shown and described.

**DESCRIPTION**

FIG. 1 is a perspective view of a dental rotary instruments  
according to our design;  
FIG. 2 is a front view thereof, the rear view being identical to  
the front view;  
FIG. 3 is a right-side view thereof, the left-side view being  
identical to the right-side view;  
FIG. 4 is an enlarged top view thereof;  
FIG. 5 is an enlarged bottom view thereof; and,  
FIG. 6 is an enlarged cross-sectional view thereof taken along  
the line 6-6 of FIG. 2.

**1 Claim, 2 Drawing Sheets**



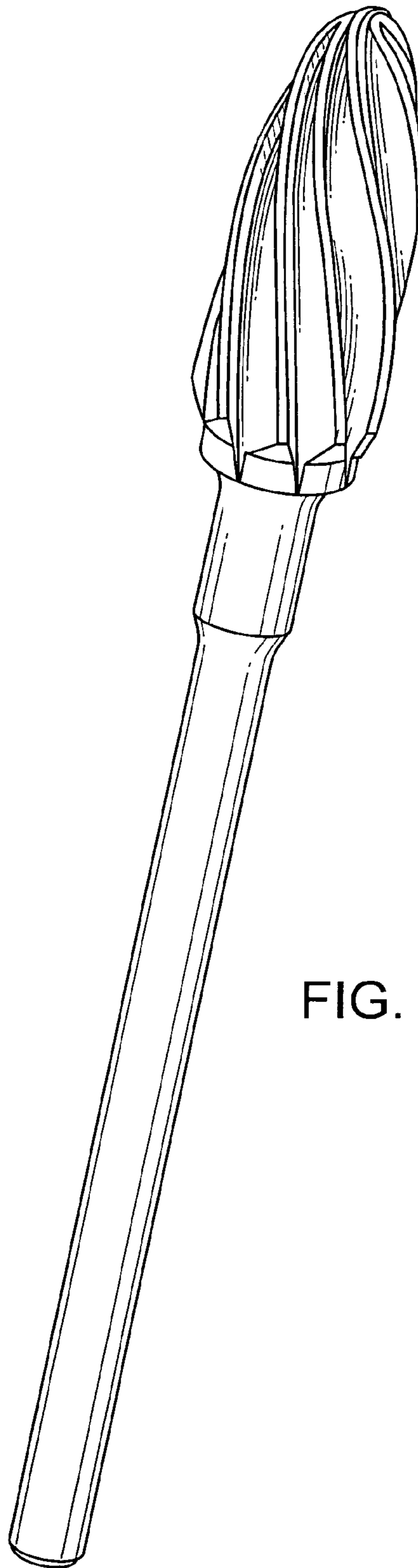


FIG. 1

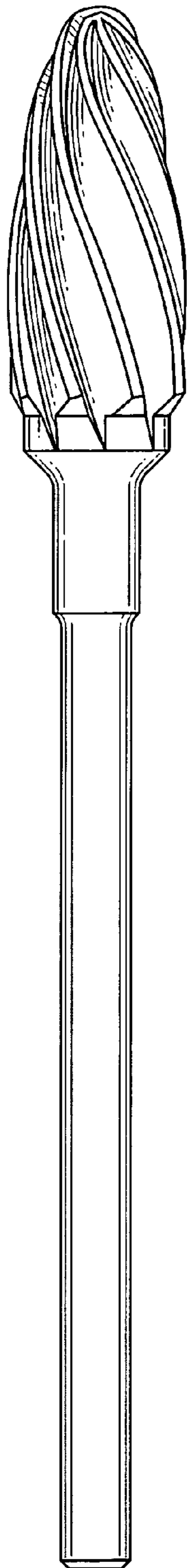


FIG. 3

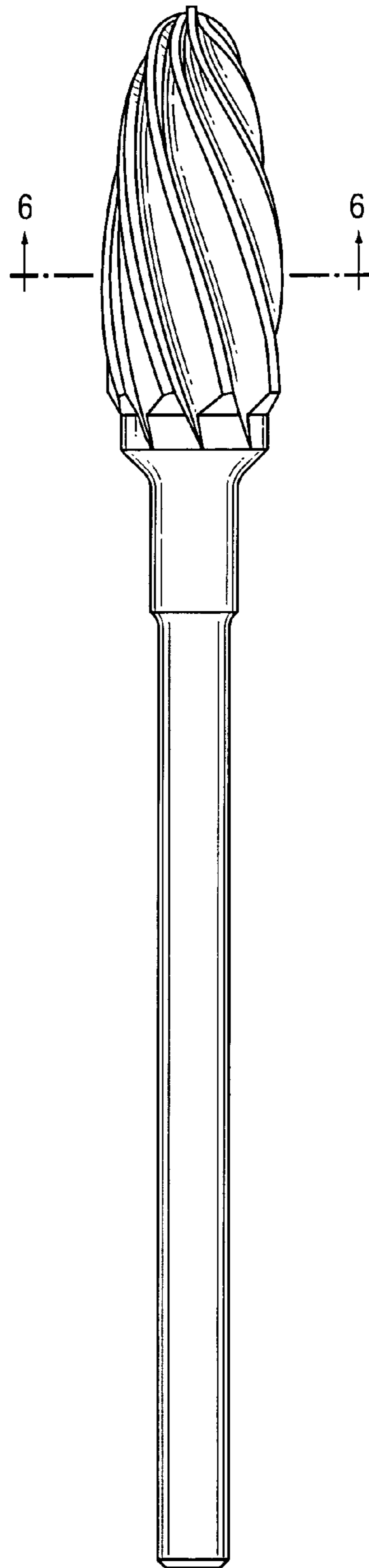


FIG. 2




FIG. 4

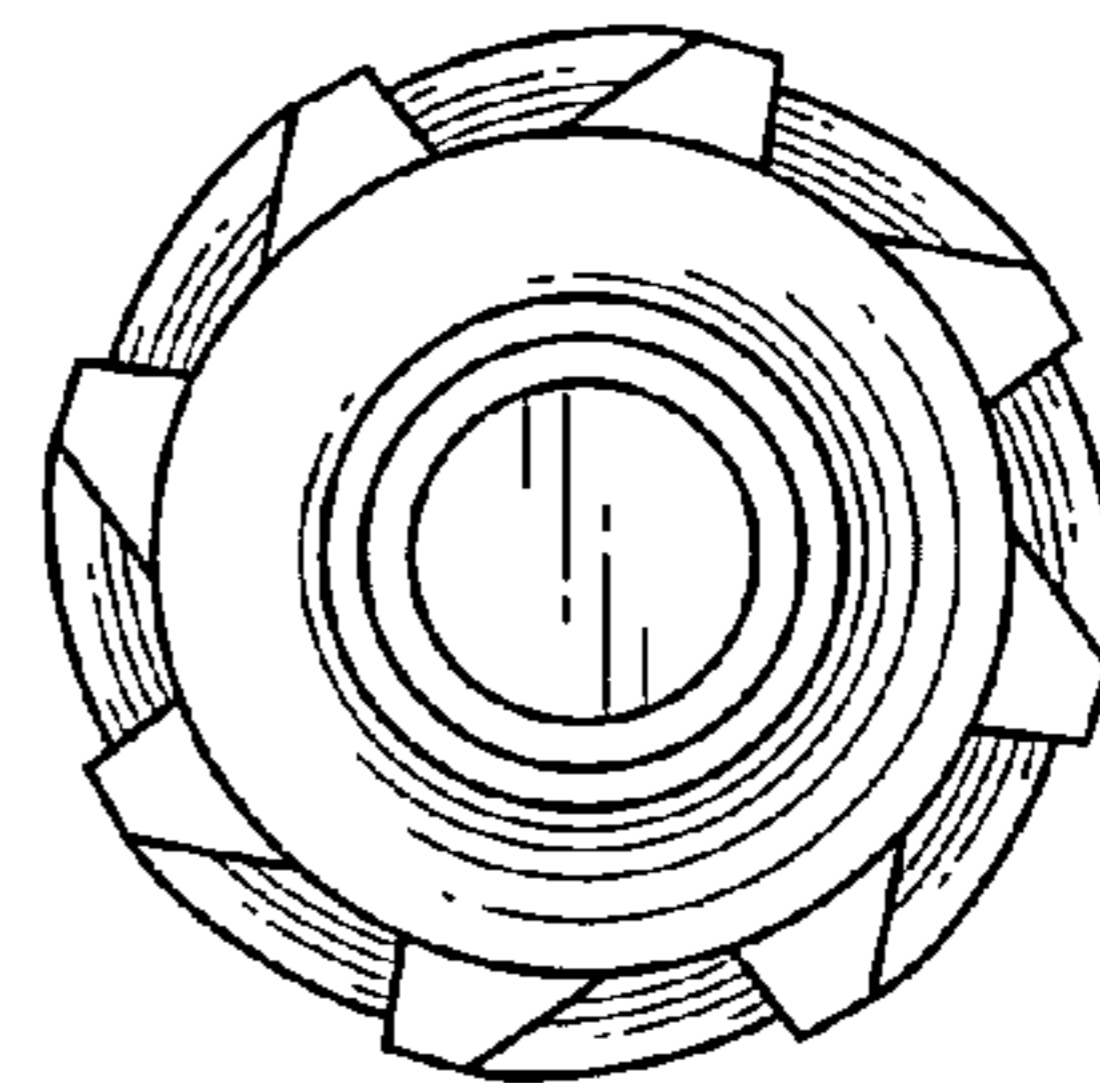


FIG. 5




FIG. 6