

US00D662585S

(12) **United States Design Patent**  
**Browder**

(10) **Patent No.:** **US D662,585 S**

(45) **Date of Patent:** **\*\* Jun. 26, 2012**

(54) **COVER FOR LIGHT AND/OR FRAGRANCE  
EMITTER**

(75) Inventor: **John Browder**, Argyle, TX (US)

(73) Assignee: **IDC Enchanted Lighting Company,  
LLC**, Roanoke, TX (US)

(\*\*) Term: **14 Years**

(21) Appl. No.: **29/407,416**

(22) Filed: **Nov. 29, 2011**

(51) **LOC (9) Cl.** ..... **28-99**

(52) **U.S. Cl.** ..... **D23/367**

(58) **Field of Classification Search** ..... D23/355-369;  
D28/5, 6; 261/DIG. 17, DIG. 42, DIG. 65,  
261/DIG. 88, DIG. 89; 392/386, 390, 394,  
392/395; 239/34, 44, 53, 55, 56, 326; D26/14,  
D26/17, 98

See application file for complete search history.

(56) **References Cited**

U.S. PATENT DOCUMENTS

D359,348 S *	6/1995	El-Assir .....	D23/367
D478,973 S *	8/2003	Wagner .....	D23/367
D484,229 S *	12/2003	Upson .....	D23/366
D484,585 S *	12/2003	Upson .....	D23/366
D510,991 S *	10/2005	Harbutt et al. ....	D23/366

D514,212 S *	1/2006	Harbutt et al. ....	D23/366
D535,002 S *	1/2007	Caserta et al. ....	D23/366
D536,081 S *	1/2007	Steinel .....	D23/366
D550,829 S *	9/2007	Buthier et al. ....	D23/367
D585,537 S *	1/2009	Weggelaar .....	D23/366
D610,667 S *	2/2010	Espiritu, Jr. ....	D23/367
D617,439 S *	6/2010	Valentino et al. ....	D23/367
D628,282 S *	11/2010	Espiritu, Jr. ....	D23/366
D631,535 S *	1/2011	Togawa et al. ....	D23/366
2006/0081721 A1 *	4/2006	Caserta et al. ....	239/44
2007/0001023 A1 *	1/2007	Green et al. ....	239/34

\* cited by examiner

*Primary Examiner* — Sandra Snapp

(74) *Attorney, Agent, or Firm* — Brian Harris

(57) **CLAIM**

The ornamental design for a cover for light and/or fragrance emitter, as shown and described.

**DESCRIPTION**

FIG. 1 is a perspective view of a cover for light and/or fragrance emitter showing my new design;  
FIG. 2 is a front view thereof;  
FIG. 3 is a back view thereof;  
FIG. 4 is a left side view thereof;  
FIG. 5 is a right side view thereof;  
FIG. 6 is a top view thereof; and,  
FIG. 7 is a bottom view thereof.

The broken lines shown in the drawings are for illustrative purposes only and form no part of the claimed design.

**1 Claim, 4 Drawing Sheets**





FIG. 1




FIG. 2

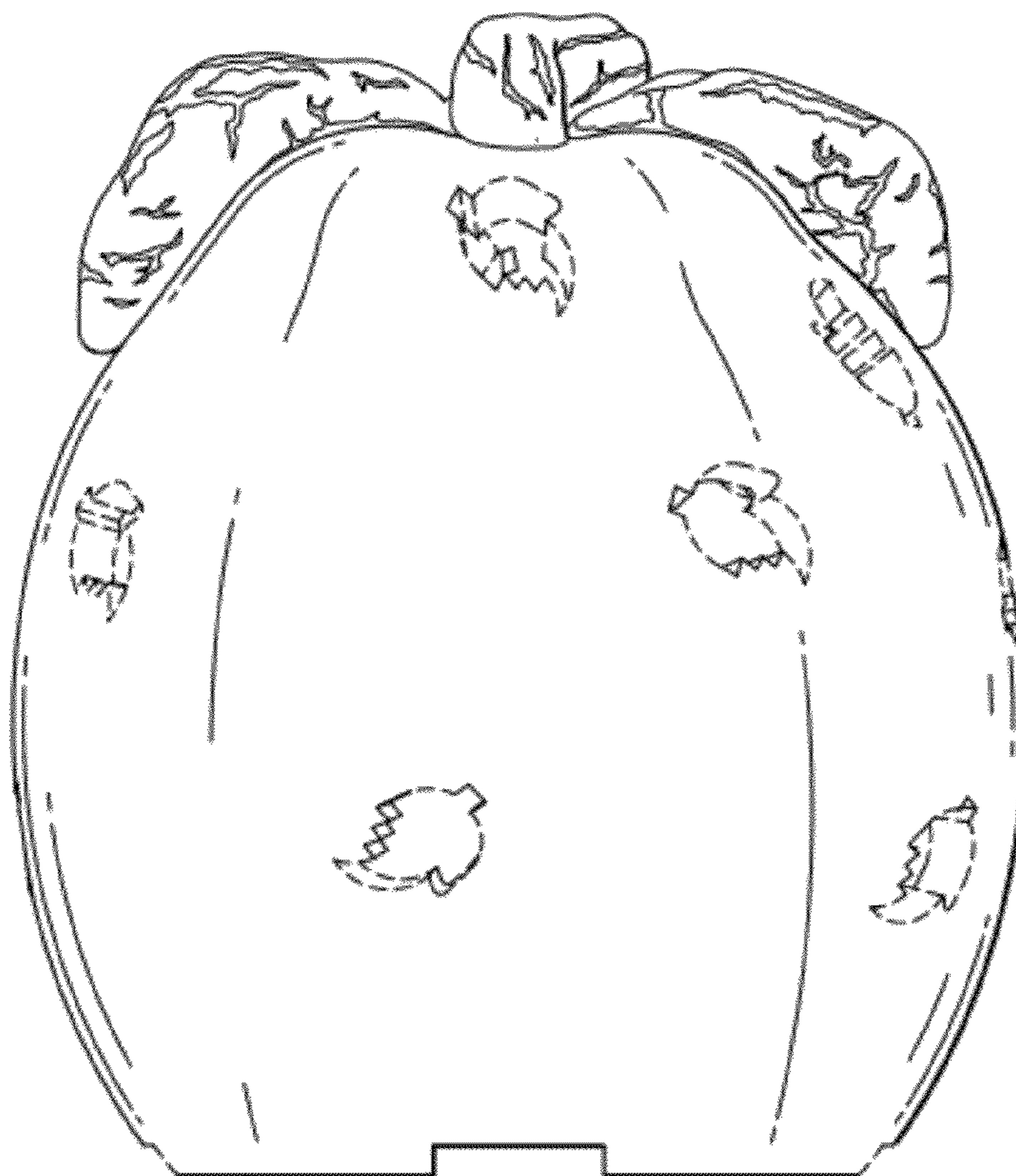


FIG. 3



FIG. 4

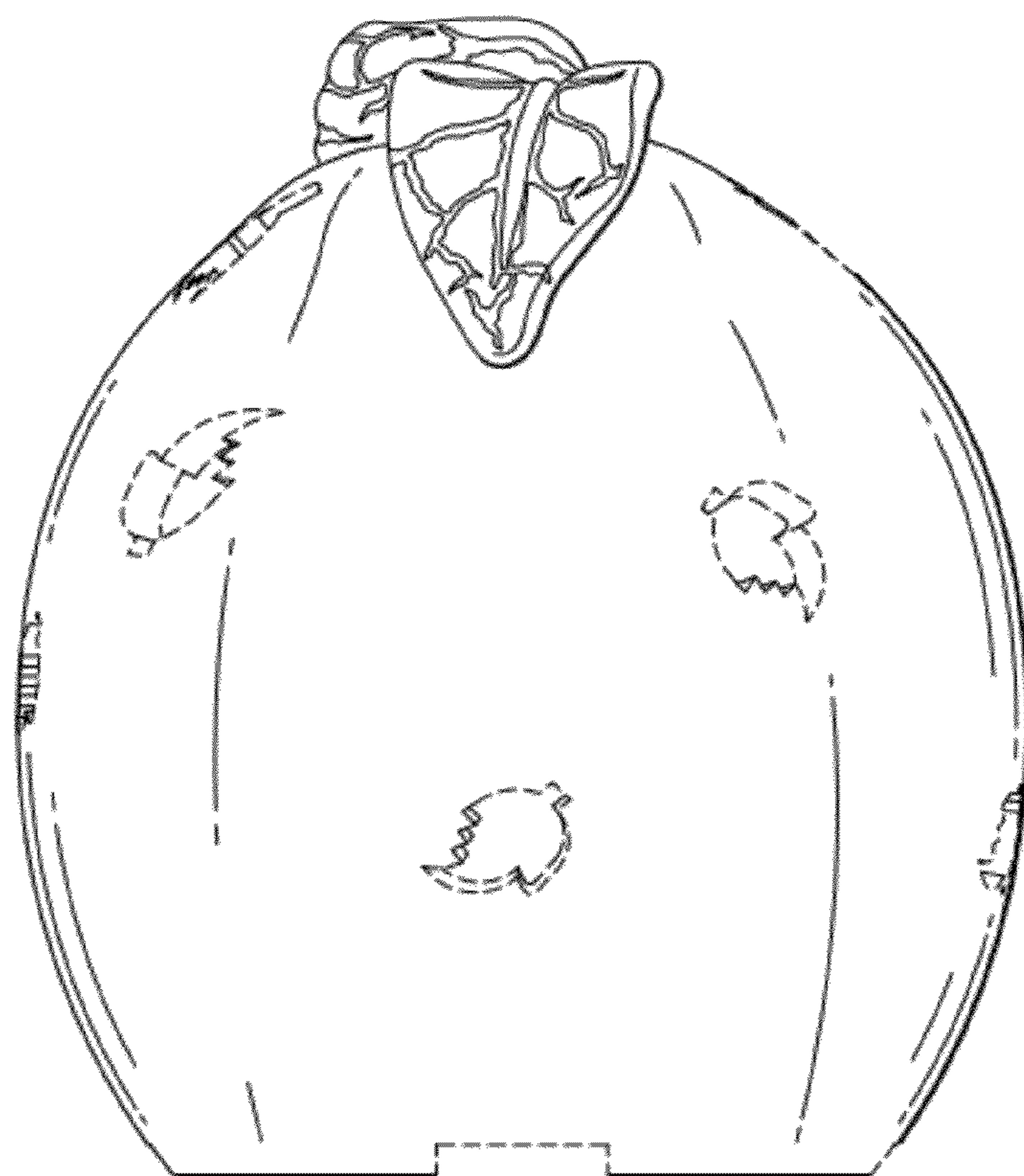


FIG. 5

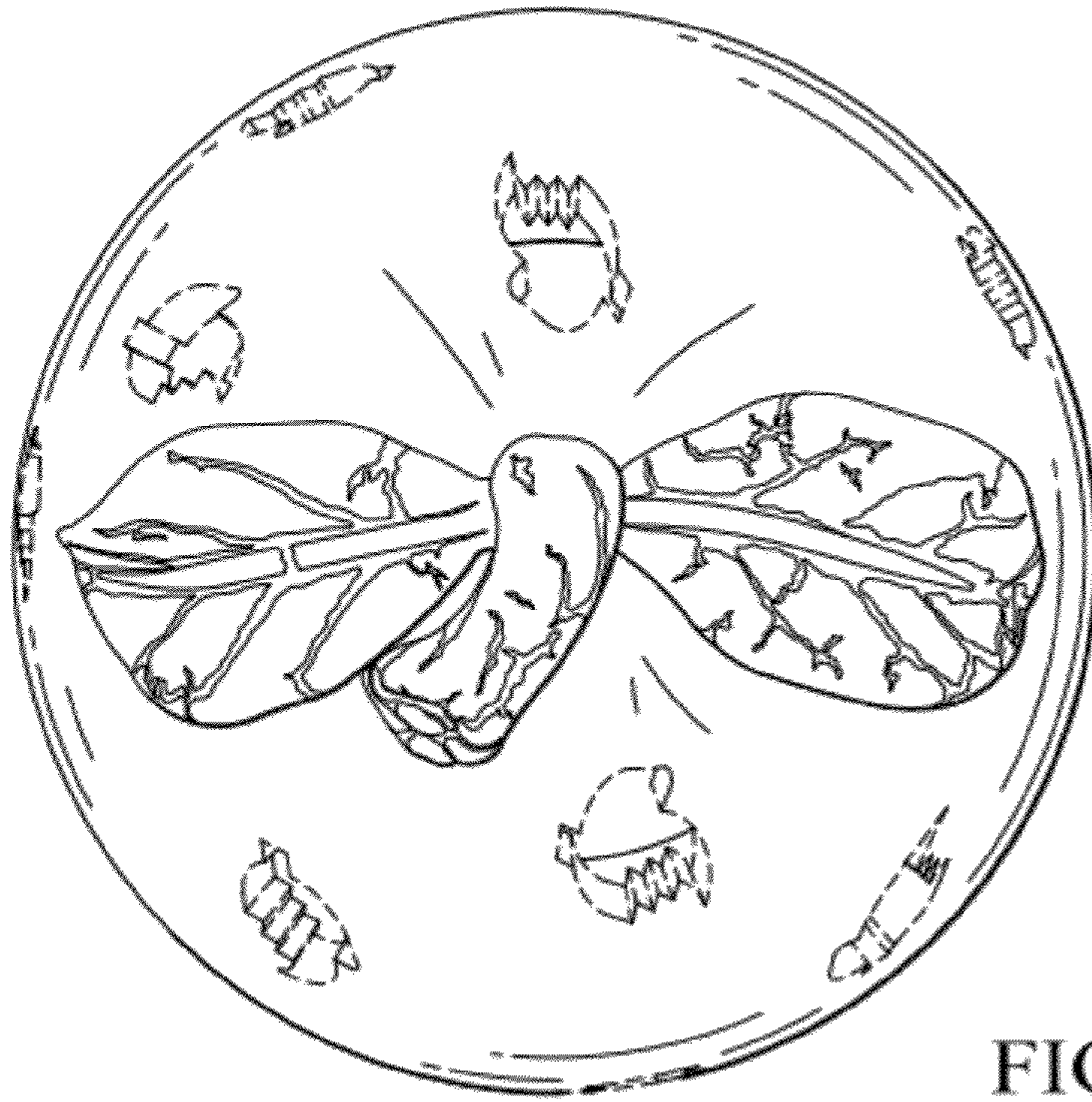


FIG. 6

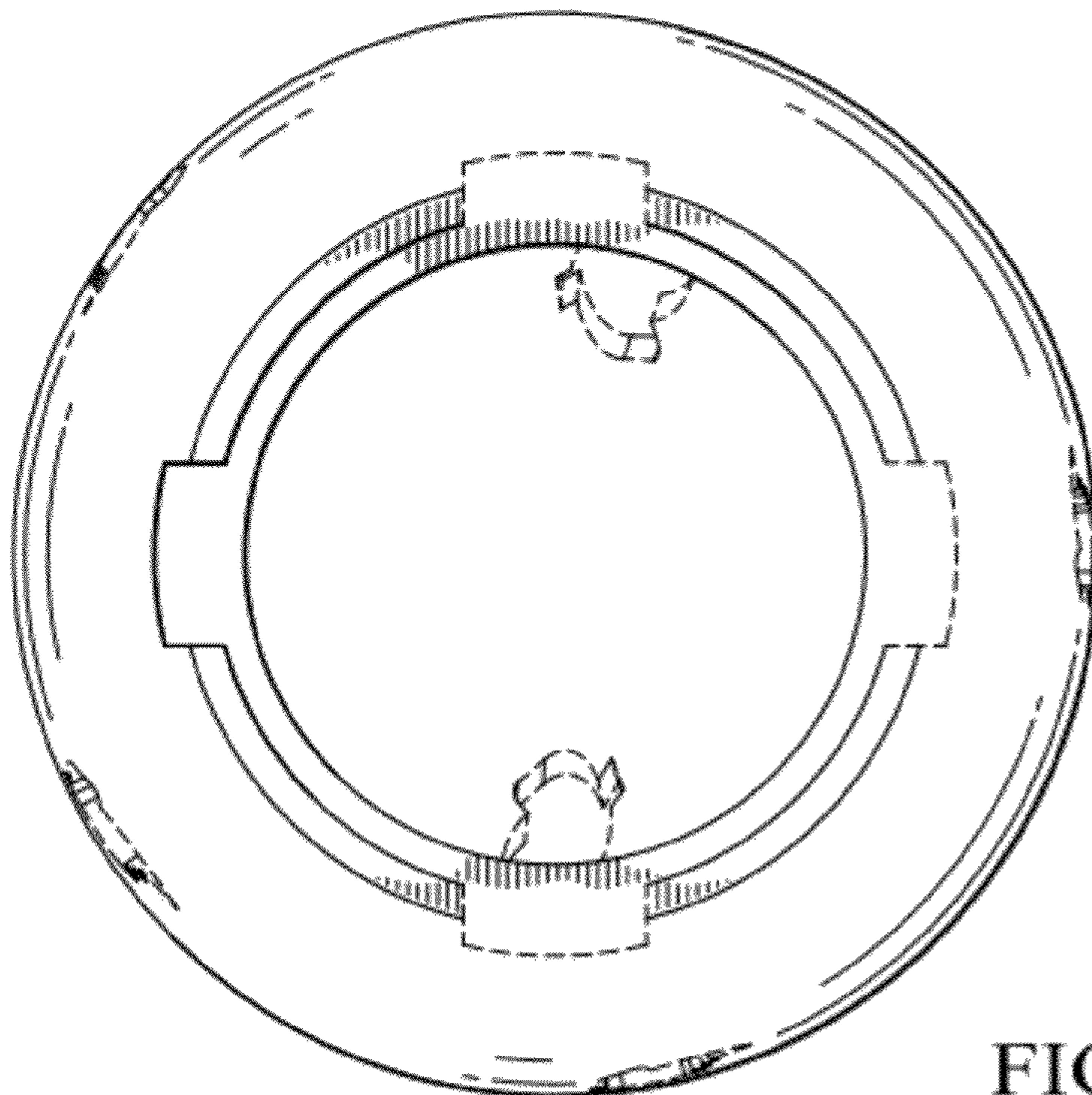


FIG. 7