

US00D662577S

(12) **United States Design Patent**  
**Nakamura et al.**

(10) **Patent No.:** **US D662,577 S**  
(45) **Date of Patent:** **\*\* Jun. 26, 2012**

(54) **AIR PURIFIER**

(75) Inventors: **Junji Nakamura**, Kusatsu (JP);  
**Kentarou Niki**, Kusatsu (JP); **Mana Yamashita**, Kusatsu (JP)

(73) Assignee: **Daikin Industries Ltd.**, Osaka (JP)

(\*\*) Term: **14 Years**

(21) Appl. No.: **29/371,819**

(22) Filed: **Oct. 14, 2011**

(30) **Foreign Application Priority Data**

Jun. 14, 2011 (JP) ..... 2011-013377

(51) **LOC (9) Cl.** ..... **23-04**

(52) **U.S. Cl.** ..... **D23/364**

(58) **Field of Classification Search** ..... D23/355-366,  
D23/352, 369, 332, 333, 335, 336, 342, 351,  
D23/353; 422/120, 122; 55/356, 473, 504;  
96/97; D14/188, 170, 172; 261/DIG. 17,  
261/DIG. 65, DIG. 88, DIG. 31; D18/34.6

See application file for complete search history.

(56) **References Cited**

**U.S. PATENT DOCUMENTS**

D481,786 S *	11/2003	Tokunaga	.....	D23/364
D549,811 S *	8/2007	Chen	.....	D23/359
D550,343 S *	9/2007	Chen	.....	D23/364
D575,857 S *	8/2008	Chiu	.....	D23/333
D593,663 S *	6/2009	Chiu	.....	D23/333

D595,826 S *	7/2009	Ohta	.....	D23/364
D595,827 S *	7/2009	Satou	.....	D23/364
D599,456 S *	9/2009	Choi	.....	D23/364
D603,497 S *	11/2009	Choi	.....	D23/364
D606,184 S *	12/2009	Chiu	.....	D23/359
D613,386 S *	4/2010	Niki et al.	.....	D23/364
D613,387 S *	4/2010	Satou	.....	D23/364
D621,019 S *	8/2010	Kim et al.	.....	D23/356

\* cited by examiner

*Primary Examiner* — David Muller

(74) *Attorney, Agent, or Firm* — Manabu Kanesaka

(57) **CLAIM**

The ornamental design for an air purifier, as shown and described.

**DESCRIPTION**

FIG. 1 is a perspective view of an air purifier showing our new design;

FIG. 2 is a front view thereof;

FIG. 3 is a rear view thereof;

FIG. 4 is a plan view thereof;

FIG. 5 is a bottom view thereof;

FIG. 6 is a left side view thereof;

FIG. 7 is a right side view thereof; and,

FIG. 8 is a perspective view thereof; wherein the air purifier is in an operating condition.

The broken lines depict portions of the air purifier that form no part of claimed design.

**1 Claim, 6 Drawing Sheets**

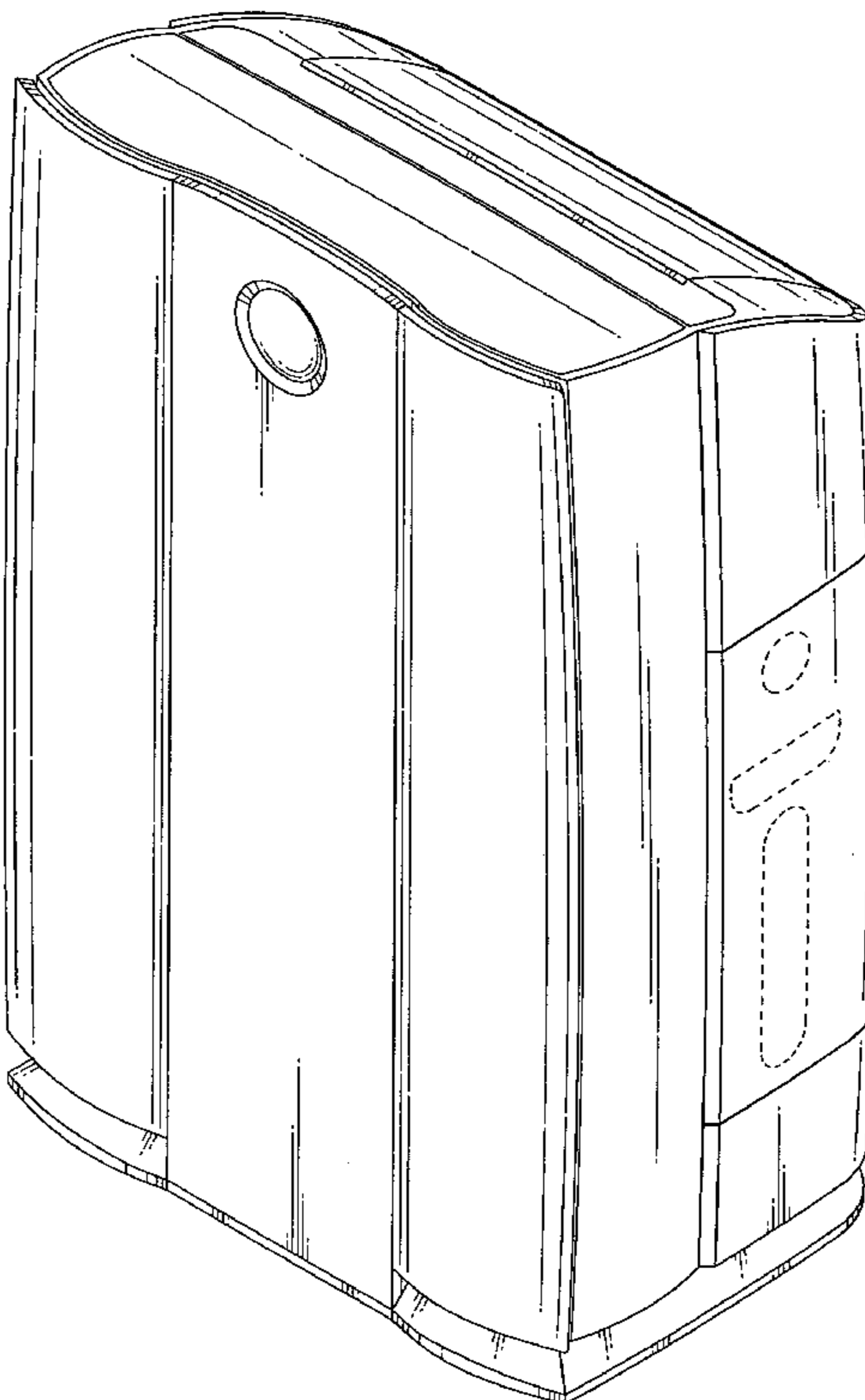


Fig.1

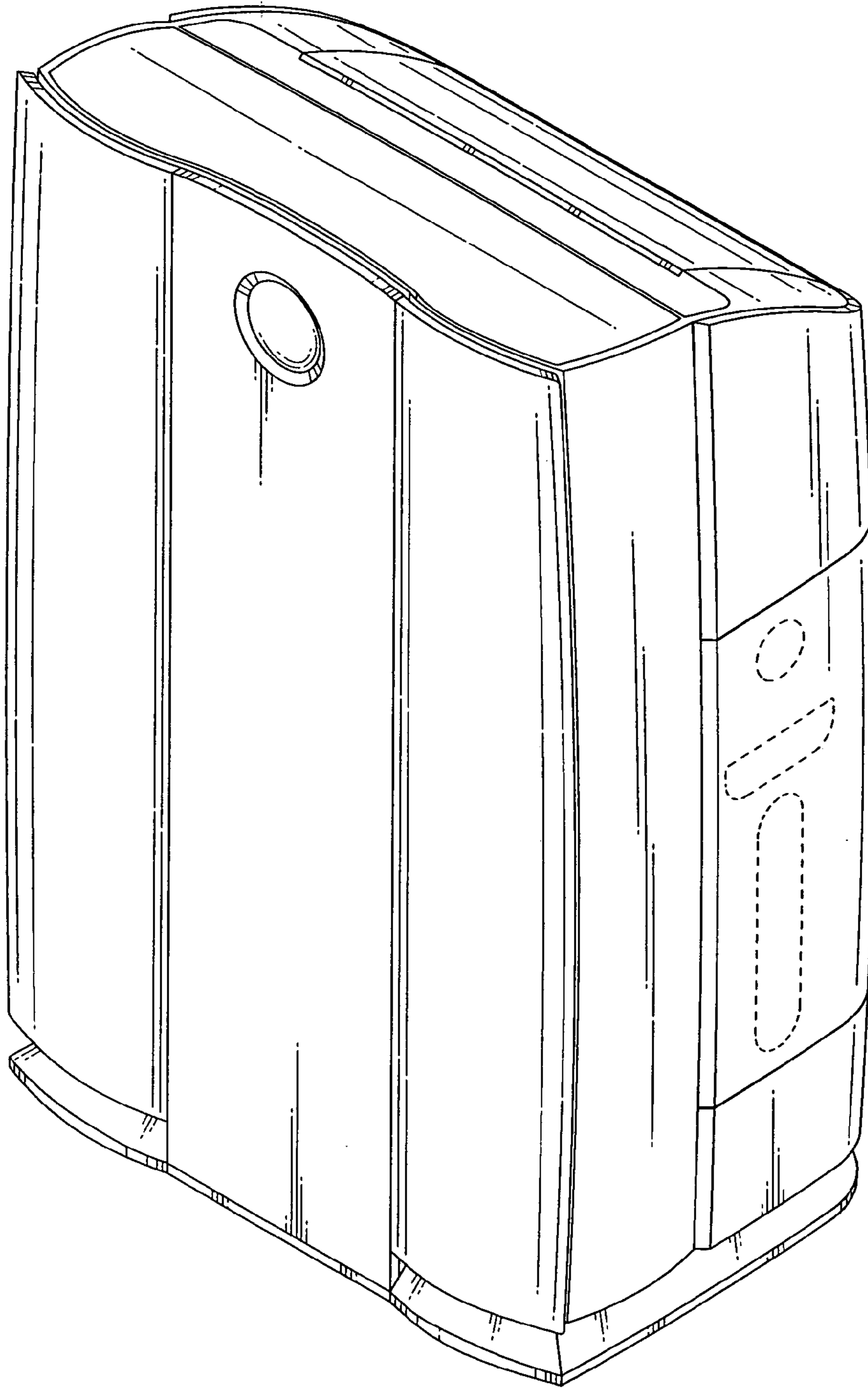


Fig.2




Fig.3

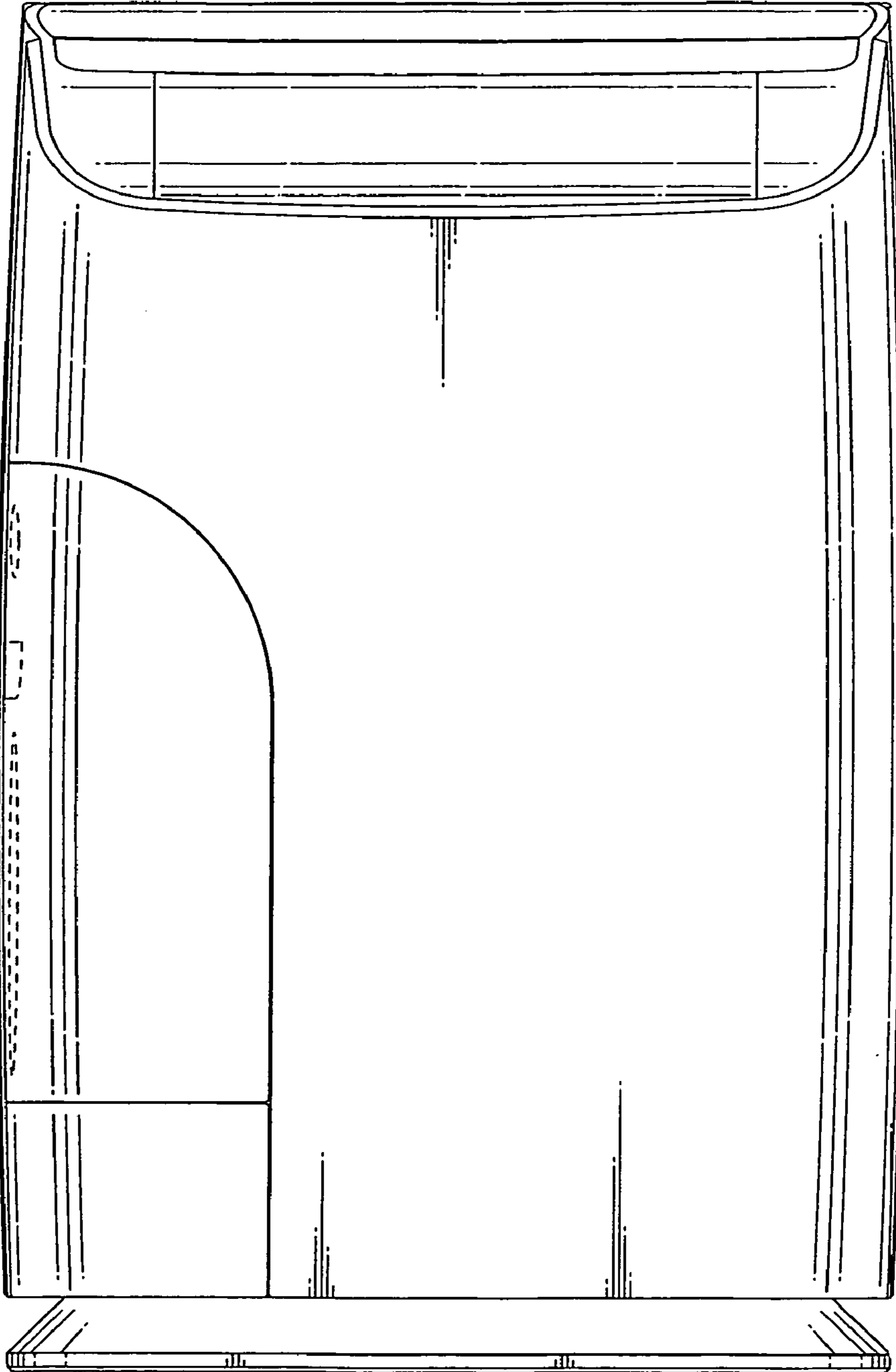


Fig.4

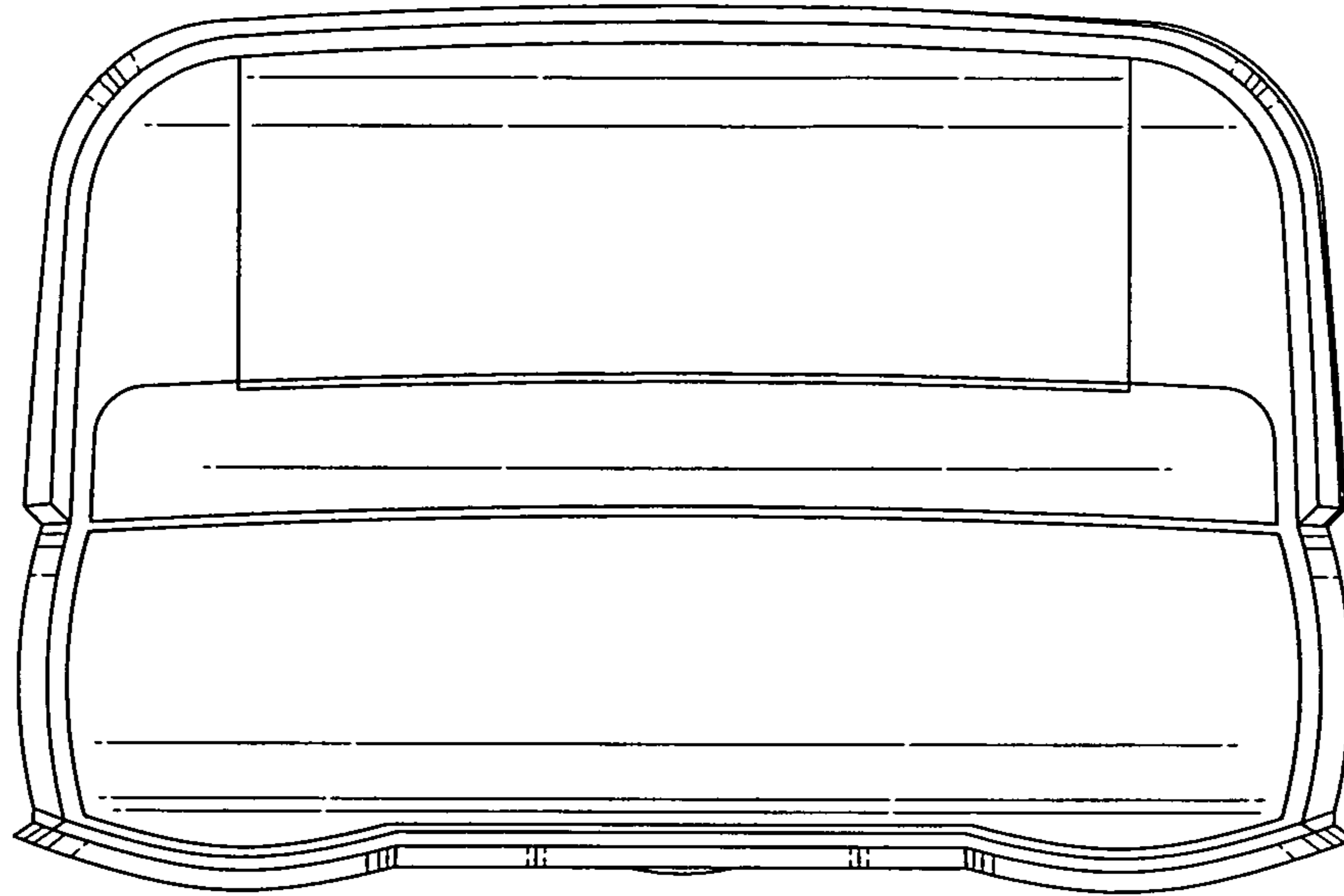


Fig.5

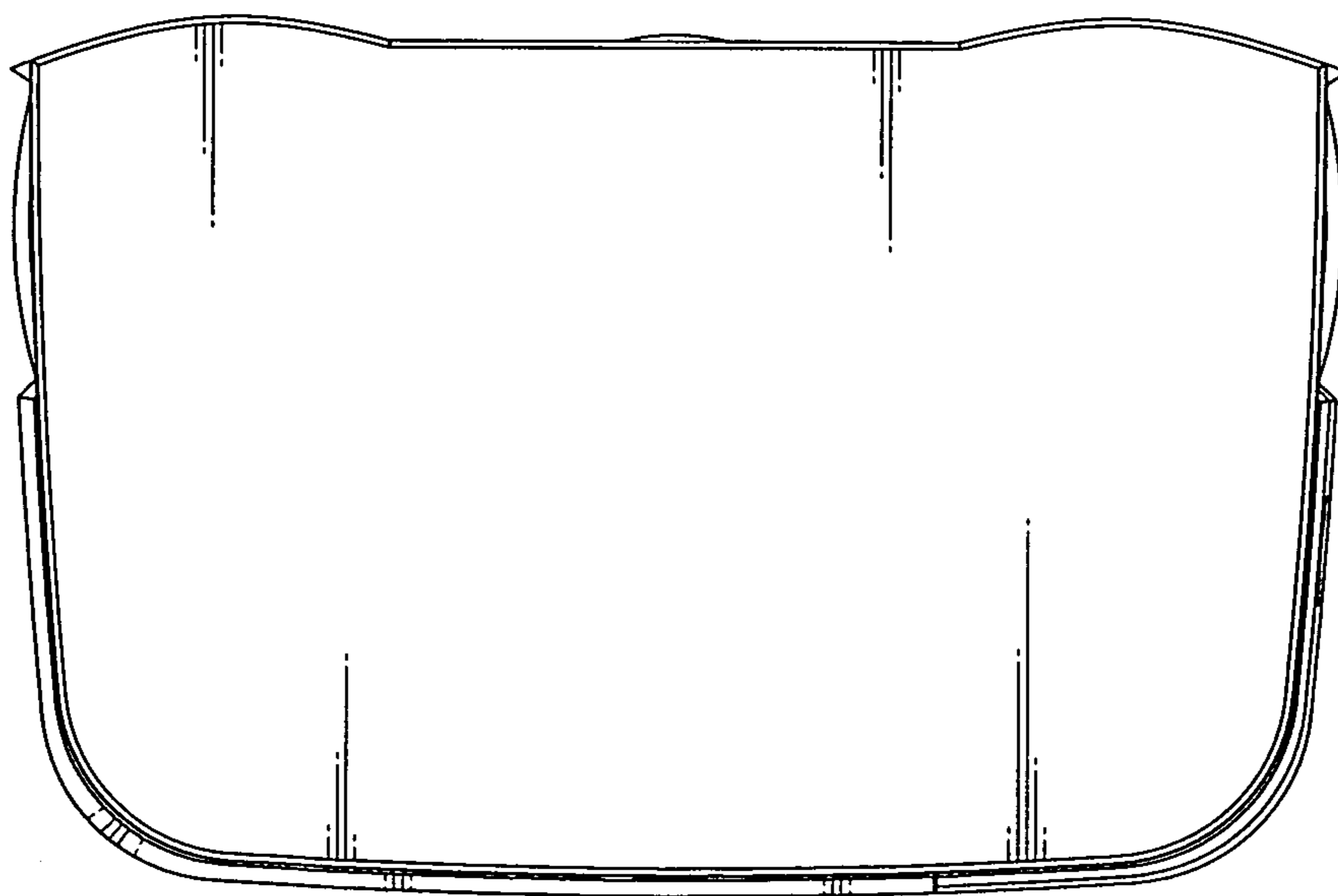


Fig.6




Fig.7

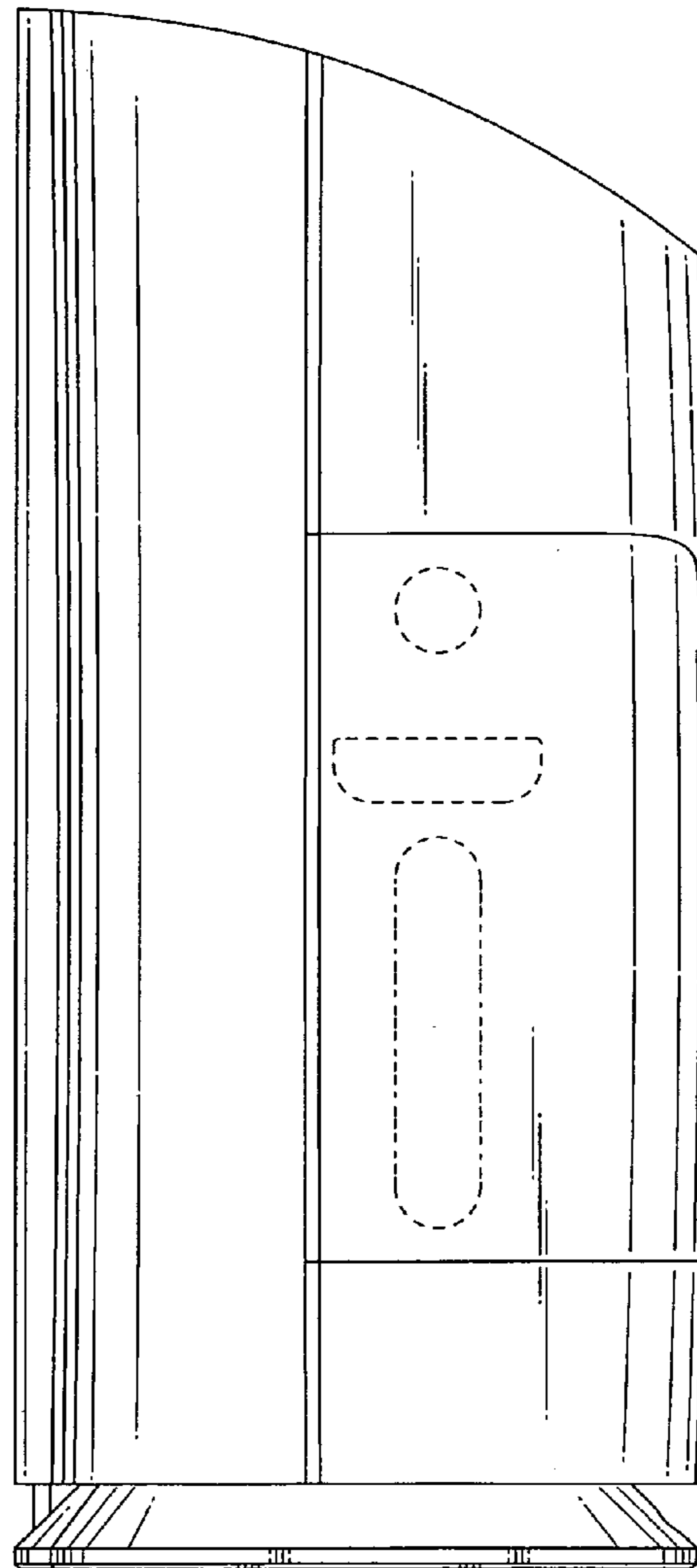


Fig.8

