



US00D662575S

(12) **United States Design Patent**
Corpuz, Jr. et al.

(10) **Patent No.:** **US D662,575 S**
(45) **Date of Patent:** **** Jun. 26, 2012**

(54) **PLUMBING FIXTURE**

(75) Inventors: **Roque N. Corpuz, Jr.**, Sheboygan, WI (US); **Mary Reid**, Sheboygan, WI (US)

(73) Assignee: **Kohler Co.**, Kohler, WI (US)

(**) Term: **14 Years**

(21) Appl. No.: **29/403,632**

(22) Filed: **Oct. 7, 2011**

Related U.S. Application Data

(62) Division of application No. 29/388,112, filed on Mar. 24, 2011, now Pat. No. Des. 648,840, which is a division of application No. 29/381,200, filed on Dec. 16, 2010, now Pat. No. Des. 637,703.

(51) **LOC (9) Cl.** **23-02**

(52) **U.S. Cl.** **D23/313**

(58) **Field of Classification Search** D23/301,
D23/303, 309, 313; 4/353

See application file for complete search history.

(56) **References Cited**

U.S. PATENT DOCUMENTS

D390,934 S	2/1998	McKeone	
D440,643 S *	4/2001	McKeone	D23/313
D491,651 S *	6/2004	Bates	D23/313
D496,443 S *	9/2004	Bates	D23/301
D508,732 S	8/2005	Rivas	
D556,300 S	11/2007	Lin et al.	
D578,621 S	10/2008	Lee et al.	
D581,501 S *	11/2008	Zou et al.	D23/313
D594,535 S	6/2009	Bucher	
D603,489 S	11/2009	Bucher	
D621,011 S *	8/2010	Bucher	D23/301

OTHER PUBLICATIONS

Kohler Co. Wellworth Pressure-Lite Toilet. Model No. K-3505. Kohler Co. brochure.

Kohler Co. Highline Comfort Height Elongated Toilet. Model No. K-3427-T. Kohler Co. on-line catalog. Copyright 2009 Kohler Co. American Standard. "Tropic Cadet 3 Two-Piece Round Front Toilet". HomePortfolio.com online catalog. Copyright 1997-2009 HomePortfolio Inc.

Kohler Co. Leighton Toilet Tank in Mexican Sand. Model No. K-4628. Bellacor.com online catalog. Copyright 2000-2009 Bellacor.com Inc.

Kohler Co. Serif Comfort Height Elongated Toilet. Model No. K-3464. Kohler Co. online catalog. Copyright 2009 Kohler Co.

* cited by examiner

Primary Examiner — Robert Delehanty

(74) *Attorney, Agent, or Firm* — Foley & Lardner LLP

(57) **CLAIM**

We claim the ornamental design for a plumbing fixture, as shown and described.

DESCRIPTION

FIG. 1 is a left, top, front perspective view of a plumbing fixture embodying our new design;

FIG. 2 is a front elevational view thereof;

FIG. 3 is a left side elevational view thereof;

FIG. 4 is a right side elevational view thereof;


FIG. 5 is a top plan view thereof;

FIG. 6 is a bottom plan view thereof; and,

FIG. 7 is a rear elevational view thereof.

The ornamental design which is claimed is shown in solid lines in the drawings. The broken lines in the drawings are for illustrative purposes only and form no part of the claimed design. The dot-dash lines in the drawings define boundaries of the claimed design and form no part thereof.

1 Claim, 4 Drawing Sheets






FIG. 1

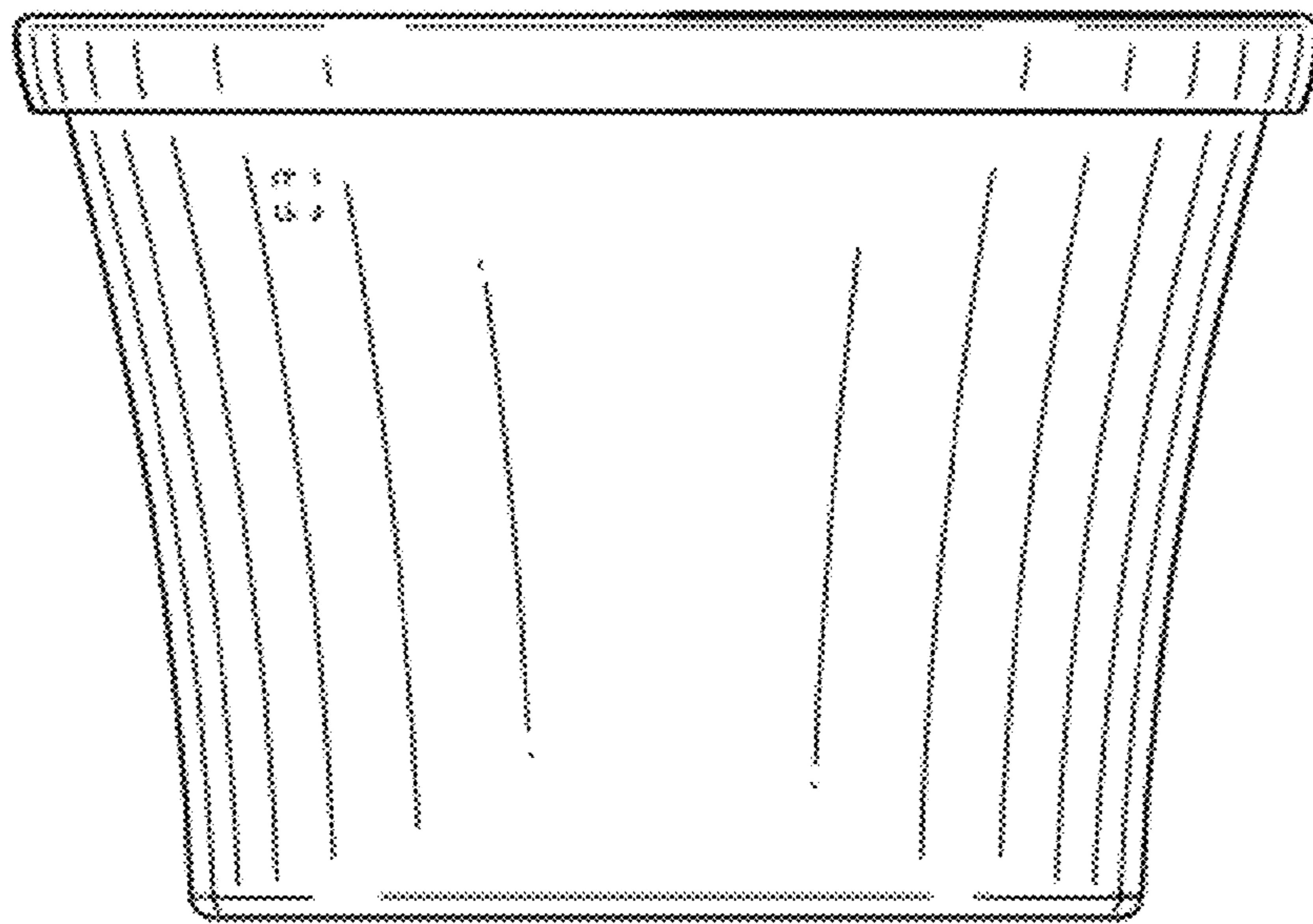


FIG. 2

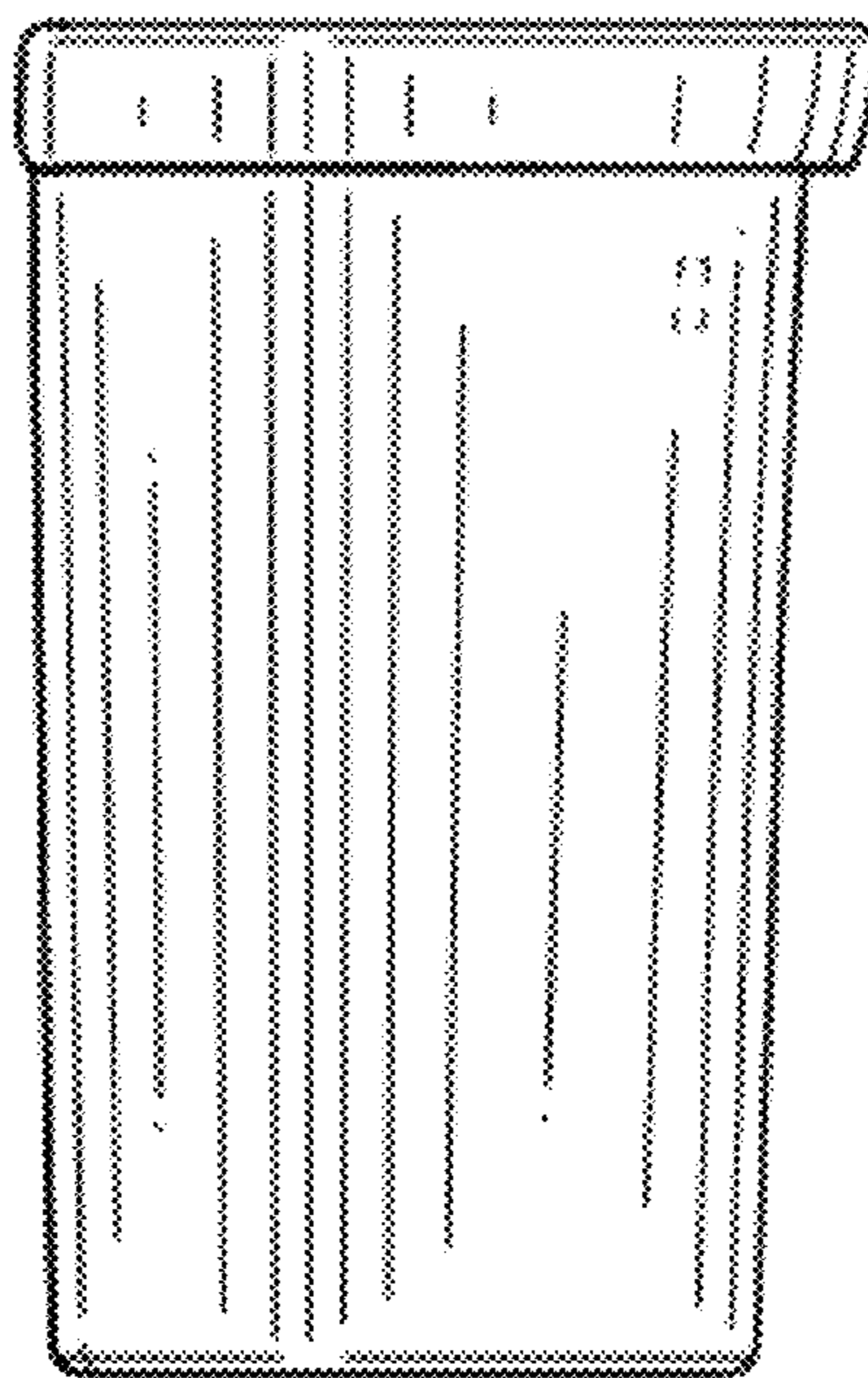


FIG. 3




FIG. 4

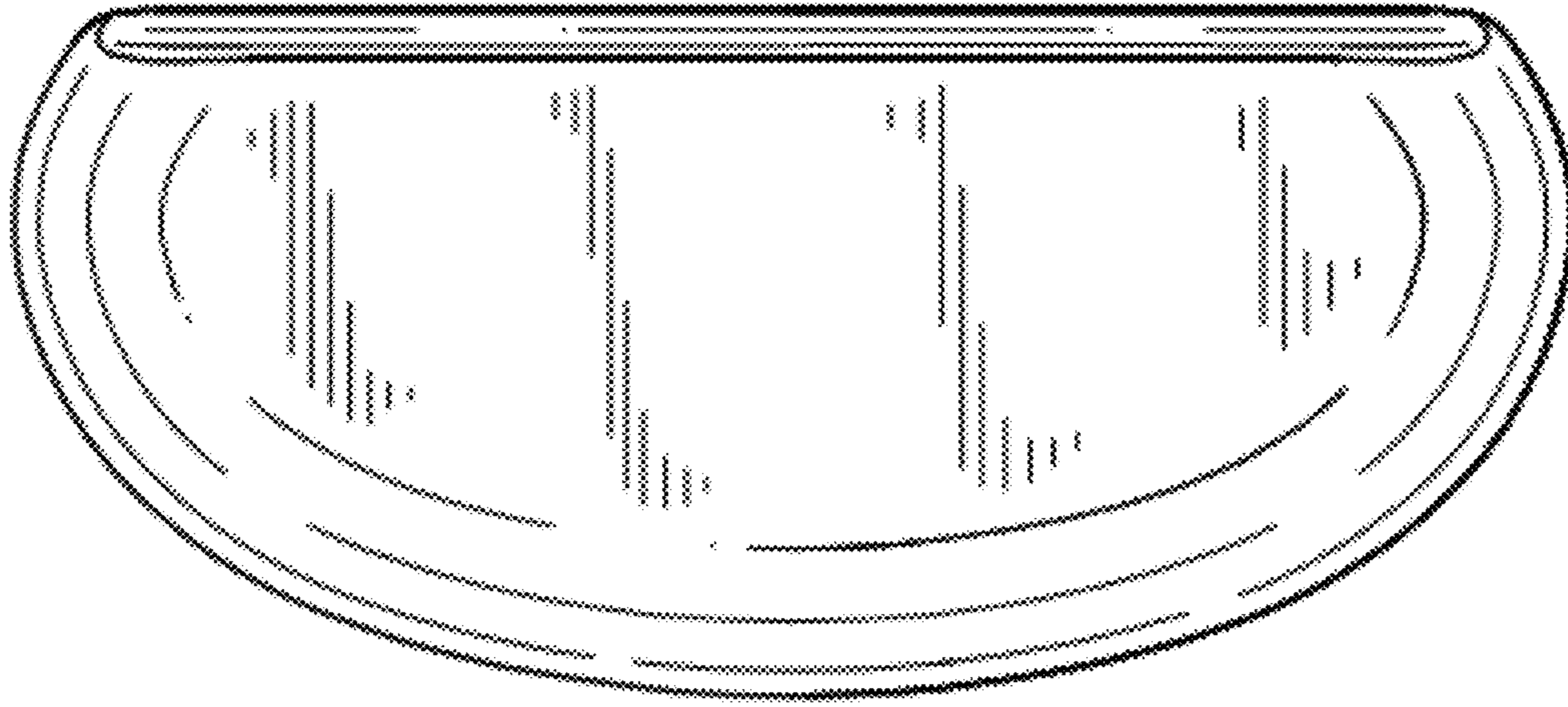


FIG. 5

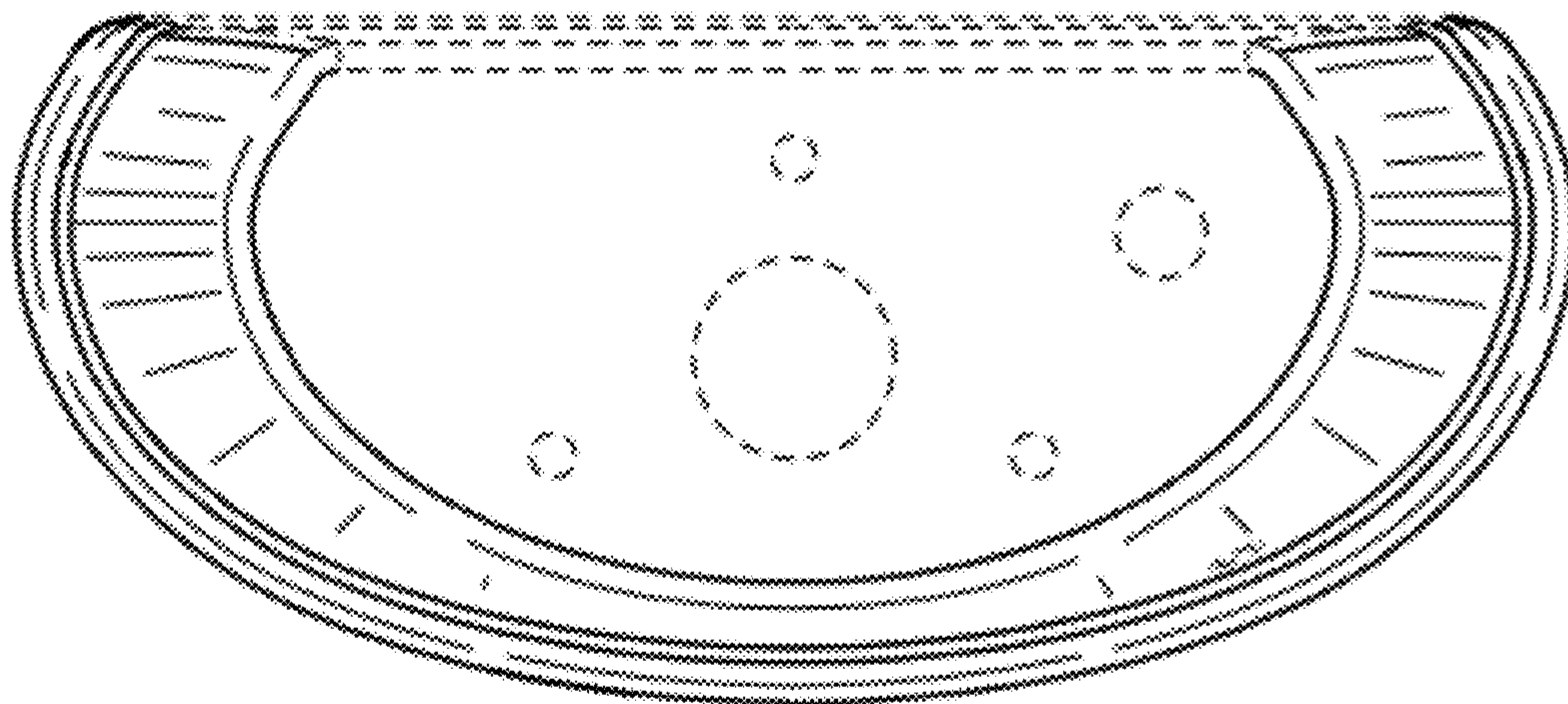


FIG. 6

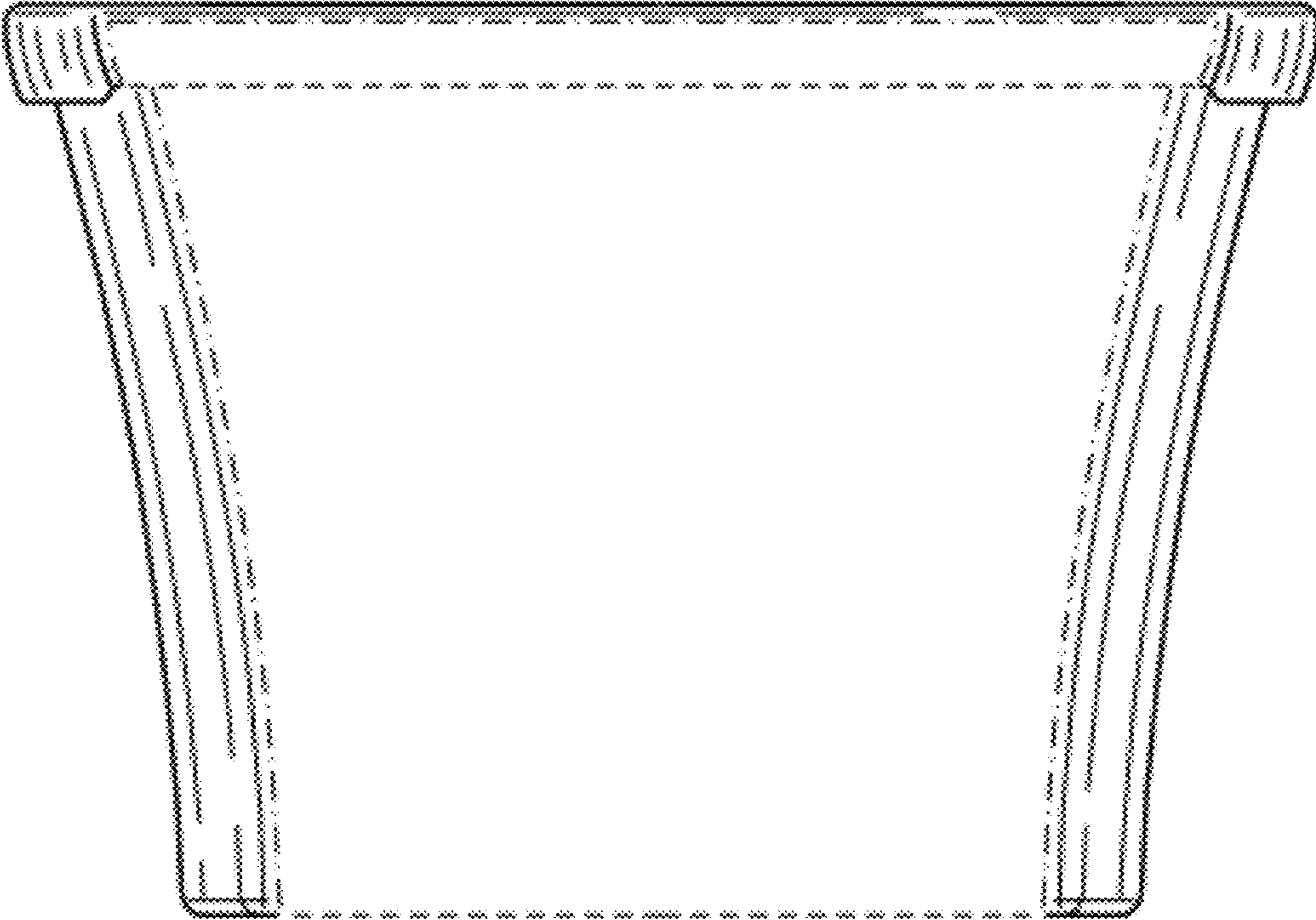


FIG. 7