



US00D662563S

(12) **United States Design Patent**  
**Ross**

(10) **Patent No.:** **US D662,563 S**  
(45) **Date of Patent:** **\*\* Jun. 26, 2012**

(54) **RECREATIONAL SPORTS BOARD**

(75) Inventor: **Travis L. Ross**, Matthews, NC (US)

(73) Assignee: **Truth by Design LLC**, Matthews, NC (US)

(\*\*) Term: **14 Years**

(21) Appl. No.: **29/405,937**

(22) Filed: **Nov. 8, 2011**

(51) **LOC (9) Cl.** ..... **21-02**

(52) **U.S. Cl.** ..... **D21/769**

(58) **Field of Classification Search** ..... D21/769-770,  
D21/801, 803, 809; 114/253, 345-346; 441/35,  
441/66, 40-42, 74, 75, 129-132; 472/128-129;  
D12/5, 6, 316

See application file for complete search history.

(56) **References Cited**

**U.S. PATENT DOCUMENTS**

D466,175 S \* 11/2002 Katz et al. .... D21/803  
D493,202 S \* 7/2004 Paratz et al. .... D21/770

D495,391 S \* 8/2004 Woo ..... D21/803  
D560,264 S \* 1/2008 Nakpodia ..... D21/769  
D613,359 S 4/2010 Ross  
D627,026 S \* 11/2010 Durocher ..... D21/769  
D638,897 S \* 5/2011 Parsia ..... D21/769

\* cited by examiner

*Primary Examiner* — Zenia Bennett

(74) *Attorney, Agent, or Firm* — Clements Bernard PLLC;  
Christopher L. Bernard; Lawrence A. Baratta, Jr.

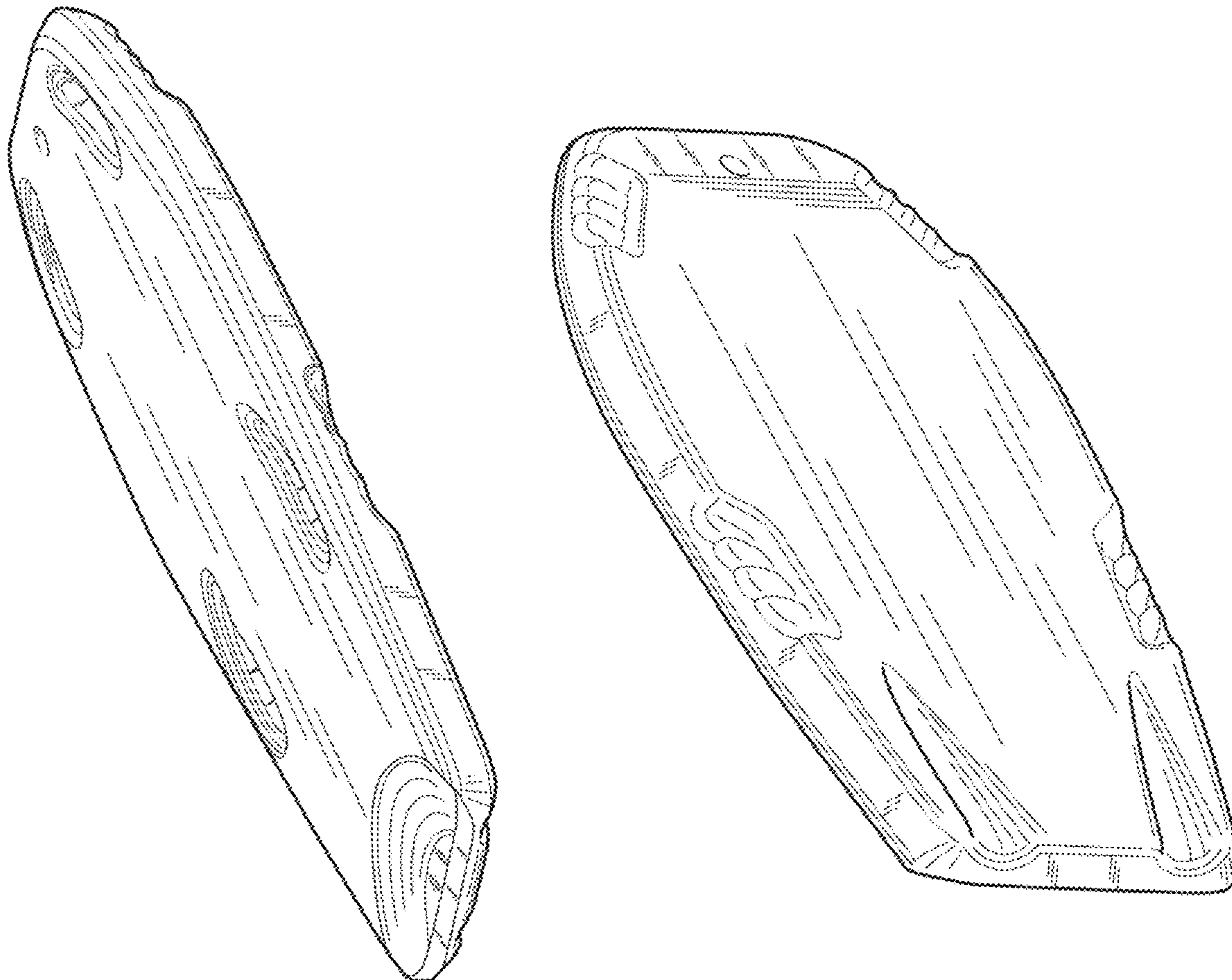
(57) **CLAIM**

The ornamental design for a recreational sports board, as shown and described.

**DESCRIPTION**

FIG. 1 is a top perspective view showing my new design;  
FIG. 2 is a bottom perspective view showing my new design;  
FIG. 3 is a top plan view;  
FIG. 4 is a bottom plan view;  
FIG. 5 is a front elevation view;  
FIG. 6 is a rear elevation view; and,  
FIG. 7 is a side view, the opposite side being a mirror image.

**1 Claim, 6 Drawing Sheets**



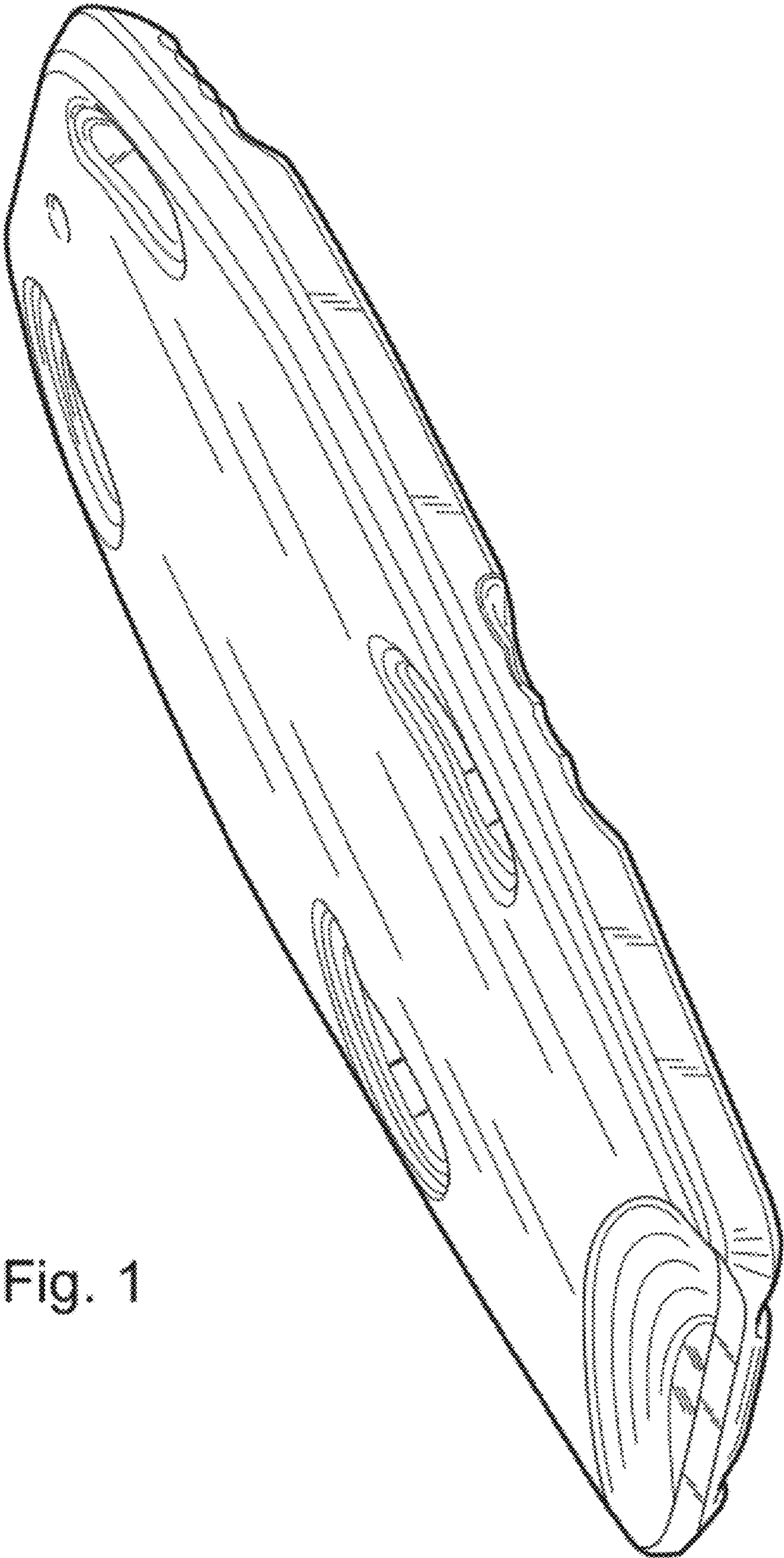


Fig. 1




Fig. 2



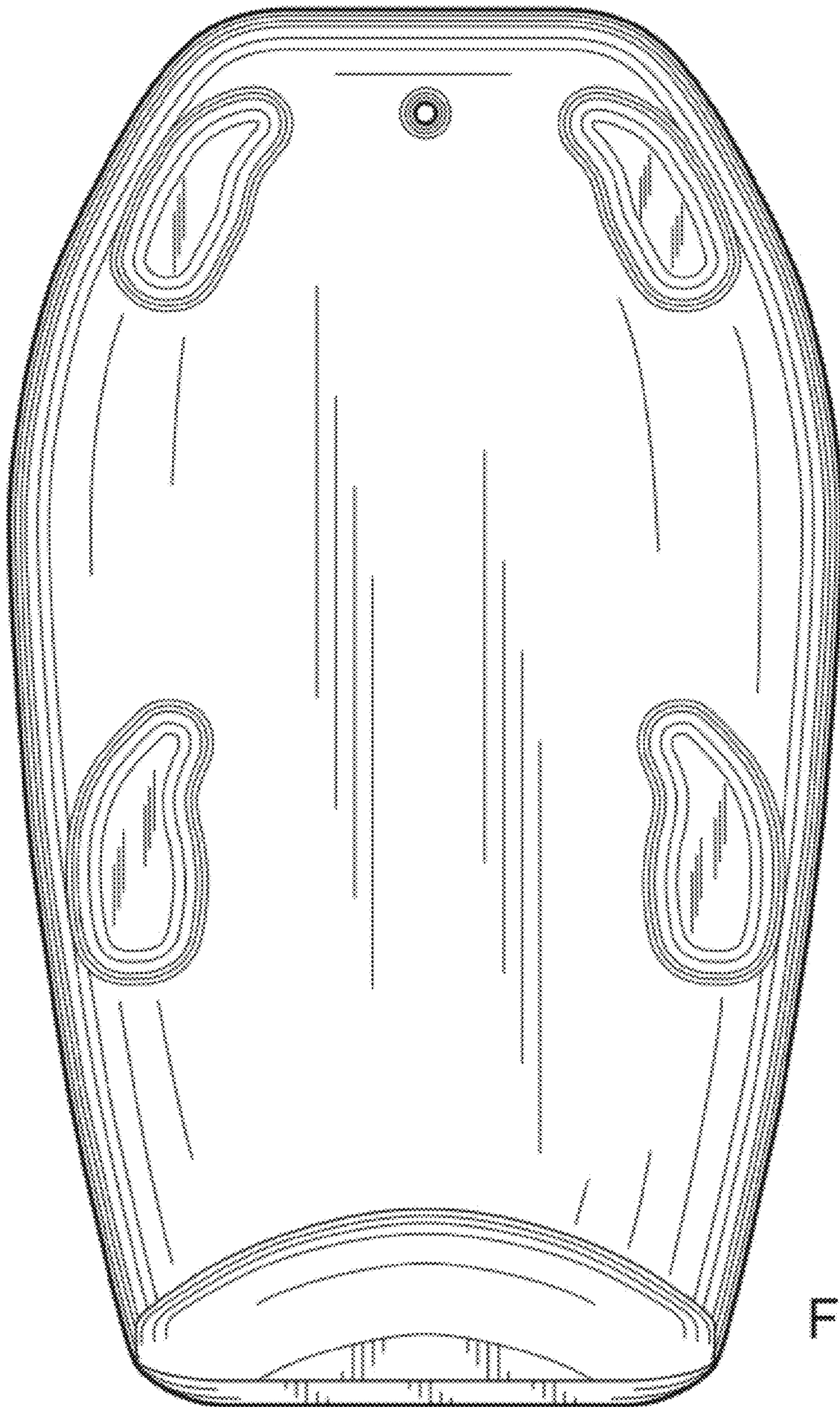


Fig. 3

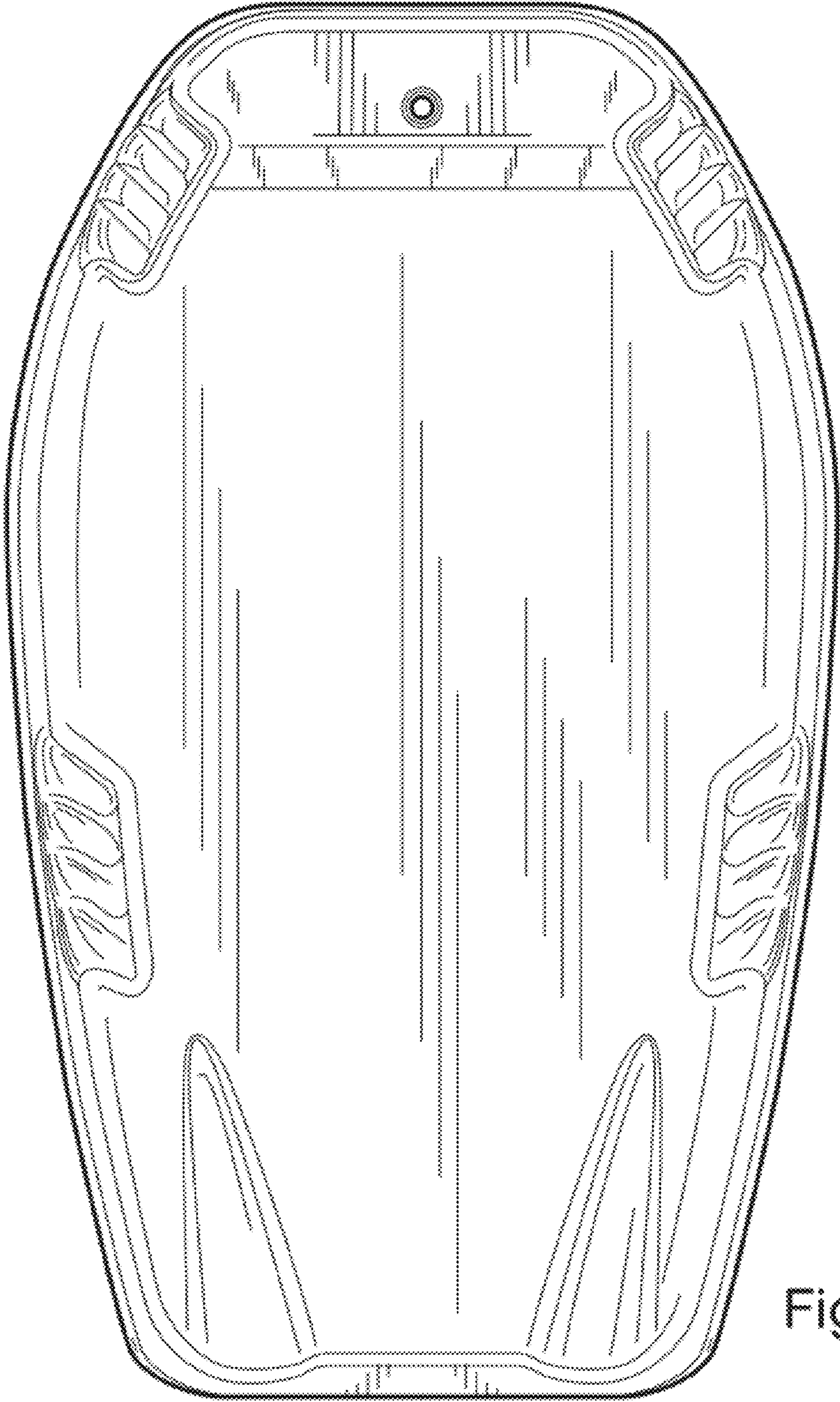


Fig. 4






Fig. 5

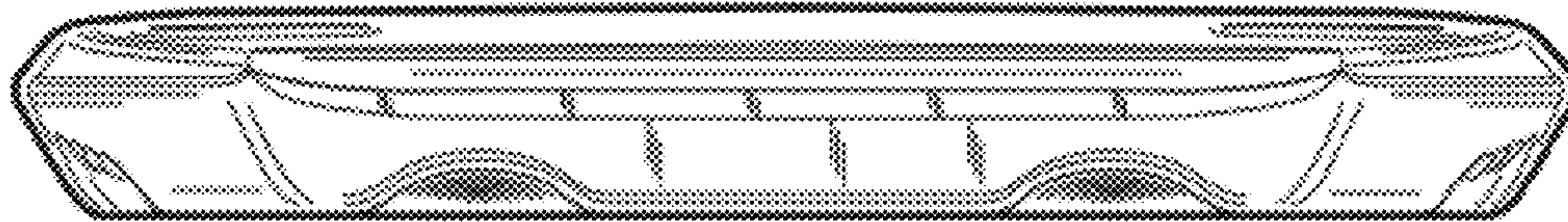


Fig. 6




Fig. 7