

US00D662553S

(12) **United States Design Patent**  
**Selbe**

(10) **Patent No.:** **US D662,553 S**  
(45) **Date of Patent:** **\*\* Jun. 26, 2012**

(54) **HAND COVERING**

(76) Inventor: **Mac W. Selbe**, McLean, VA (US)

(\*\*) Term: **14 Years**

(21) Appl. No.: **29/370,066**

(22) Filed: **Jun. 1, 2010**

(51) **LOC (9) Cl.** ..... **20-03**

(52) **U.S. Cl.** ..... **D20/33**

(58) **Field of Classification Search** ..... D20/10,  
D20/19, 29-33, 39, 41, 42, 99; 40/446, 538,  
40/541, 542, 584, 585; D1/109; D2/615;  
D10/104.1, 109.1, 109.2; D11/160; D21/400,  
D21/403; 362/812; 446/327

See application file for complete search history.

(56) **References Cited**

U.S. PATENT DOCUMENTS

D234,583 S	3/1975	Ehrlich
4,352,461 A	10/1982	Orta et al.
4,455,963 A	6/1984	Matsuo
4,486,975 A	12/1984	Harreld et al.
D280,743 S	9/1985	Pregon
D295,640 S	5/1988	Breault
D298,686 S	11/1988	Colclasure
D306,292 S	2/1990	Blinn et al.
D310,109 S	8/1990	Vega
D311,274 S	10/1990	Laury
D315,528 S	3/1991	Nickolett
D324,993 S	3/1992	Badger
D326,122 S	5/1992	Wilson
D339,380 S	9/1993	Scapillato
5,432,991 A	7/1995	Godleski
5,433,025 A	7/1995	Borghese
D364,357 S	11/1995	Ledgerwood, II
D378,736 S	4/1997	McPhilliamy et al.
D386,530 S	11/1997	Pesta

5,881,384 A	3/1999	Williams	
D411,962 S *	7/1999	Hewitt	D10/104.1
6,108,817 A	8/2000	Kostelac	
6,405,381 B1	6/2002	Bowman, Jr.	
D464,376 S	10/2002	Zimmerman	
6,538,565 B1	3/2003	Gotfried	
6,612,056 B1	9/2003	Thomas, II	
D495,741 S	9/2004	Melnyk	
D495,749 S *	9/2004	Van Veen et al.	D20/32
D506,226 S	6/2005	Koval et al.	
D506,569 S	6/2005	Chen	
6,976,274 B1	12/2005	Dufresne	
D516,133 S	2/2006	Fine et al.	
7,146,648 B1	12/2006	Kessee	
D536,156 S *	2/2007	McSweeney	D2/615
D552,188 S	10/2007	Rapp	
D565,278 S *	4/2008	Harland	D2/615
D567,476 S *	4/2008	Harland	D2/615

(Continued)

*Primary Examiner* — Mary Ann Calabrese

(74) *Attorney, Agent, or Firm* — James Creighton Wray

(57) **CLAIM**

The design for the hand covering, as shown and described.

**DESCRIPTION**

FIG. 1 is a front top and right side perspective view of the hand covering.

FIG. 2 is a rear left side and top perspective view of the hand covering.

FIG. 3 is a front elevation of the hand covering.

FIG. 4 is a plan view of the hand covering.

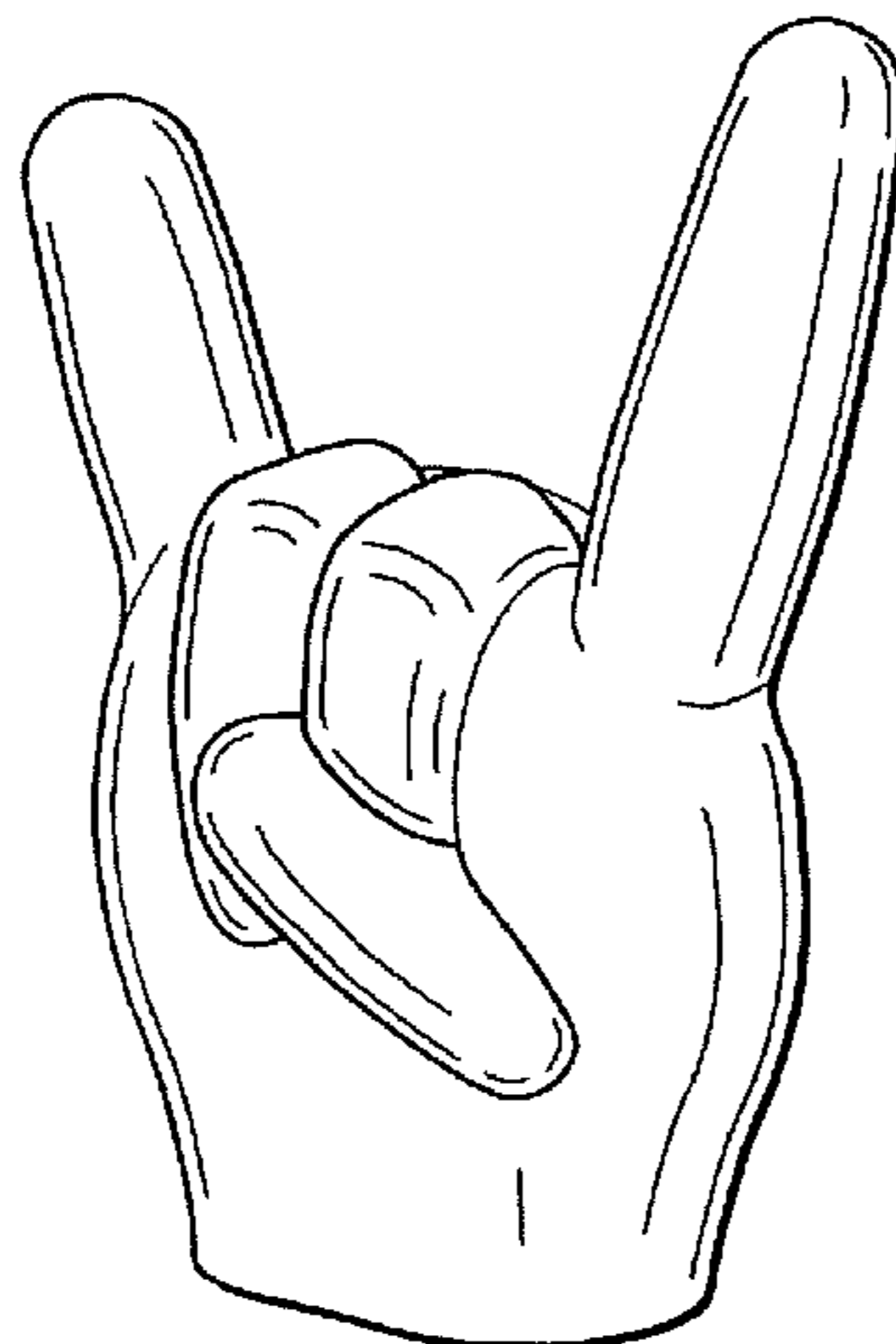
FIG. 5 is a back elevation of the hand covering.

FIG. 6 is a right side elevation of the hand covering.

FIG. 7 is a left side elevation of the hand covering; and,

FIG. 8 is a perspective view showing bottom, front and side of the hand covering.

**1 Claim, 4 Drawing Sheets**



# US D662,553 S

Page 2

---

U.S. PATENT DOCUMENTS							
7,530,876	B1 *	5/2009	Wimberly ..... 446/327	D625,653	S *	10/2010	De Felice ..... D11/160
D596,377	S	7/2009	Butler	2004/0118025	A1 *	6/2004	Shalit ..... 40/538
D622,029	S *	8/2010	Studstrup ..... D1/109	2006/0199676	A1	9/2006	Ashbaugh
D622,630	S *	8/2010	De Felice ..... D11/160	2007/0022513	A1	2/2007	Avis et al.

\* cited by examiner

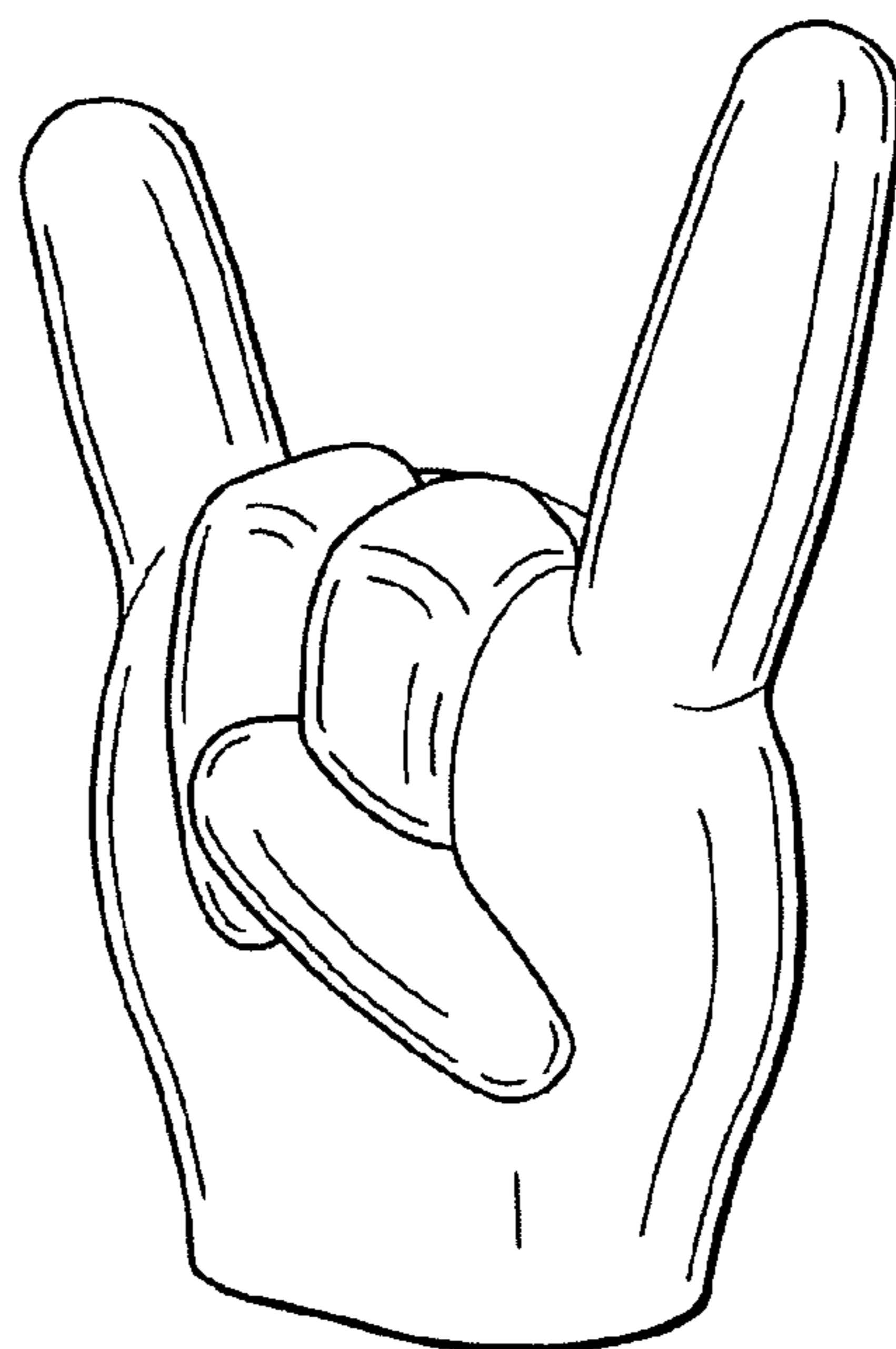


FIG. 1

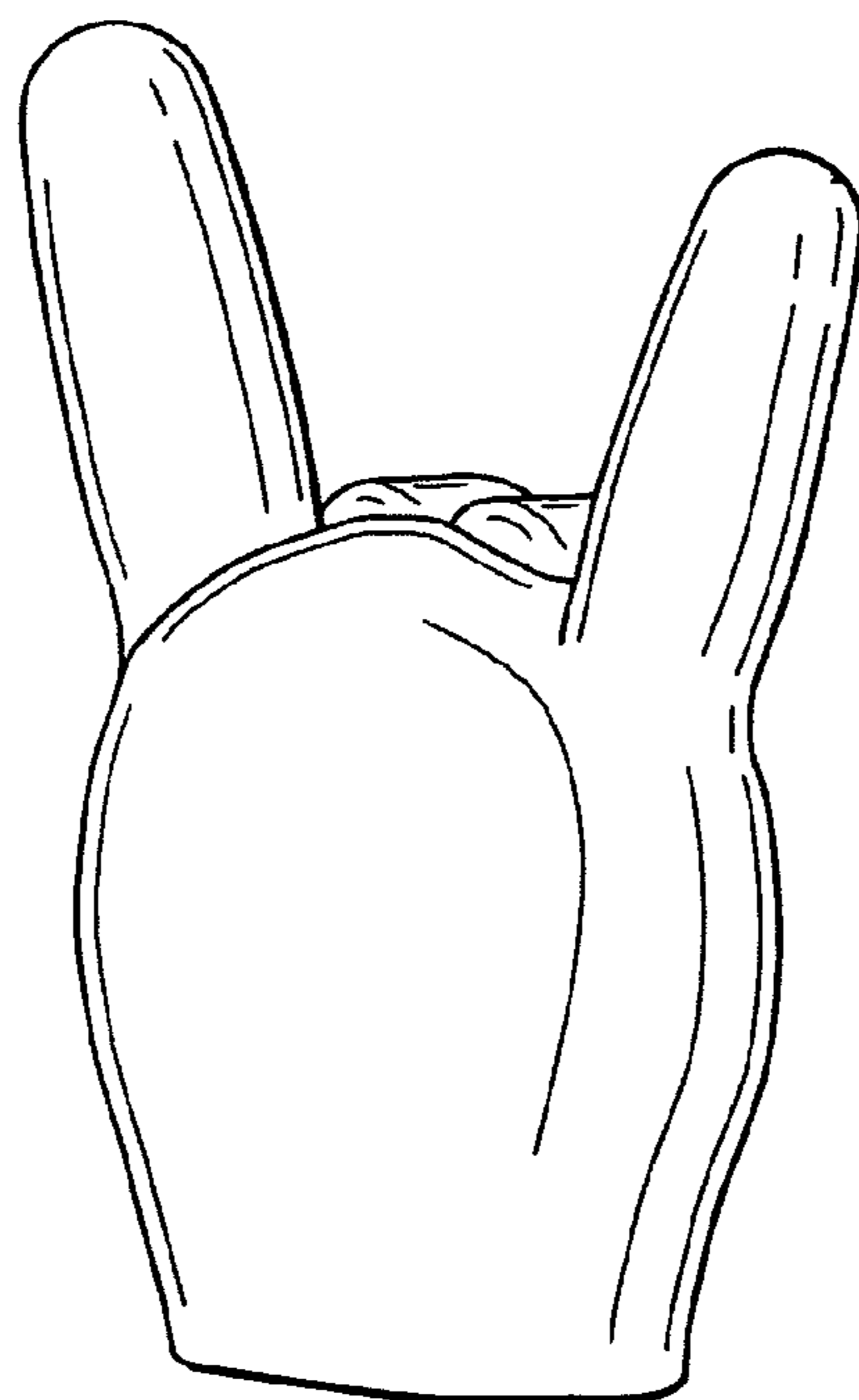


FIG. 2

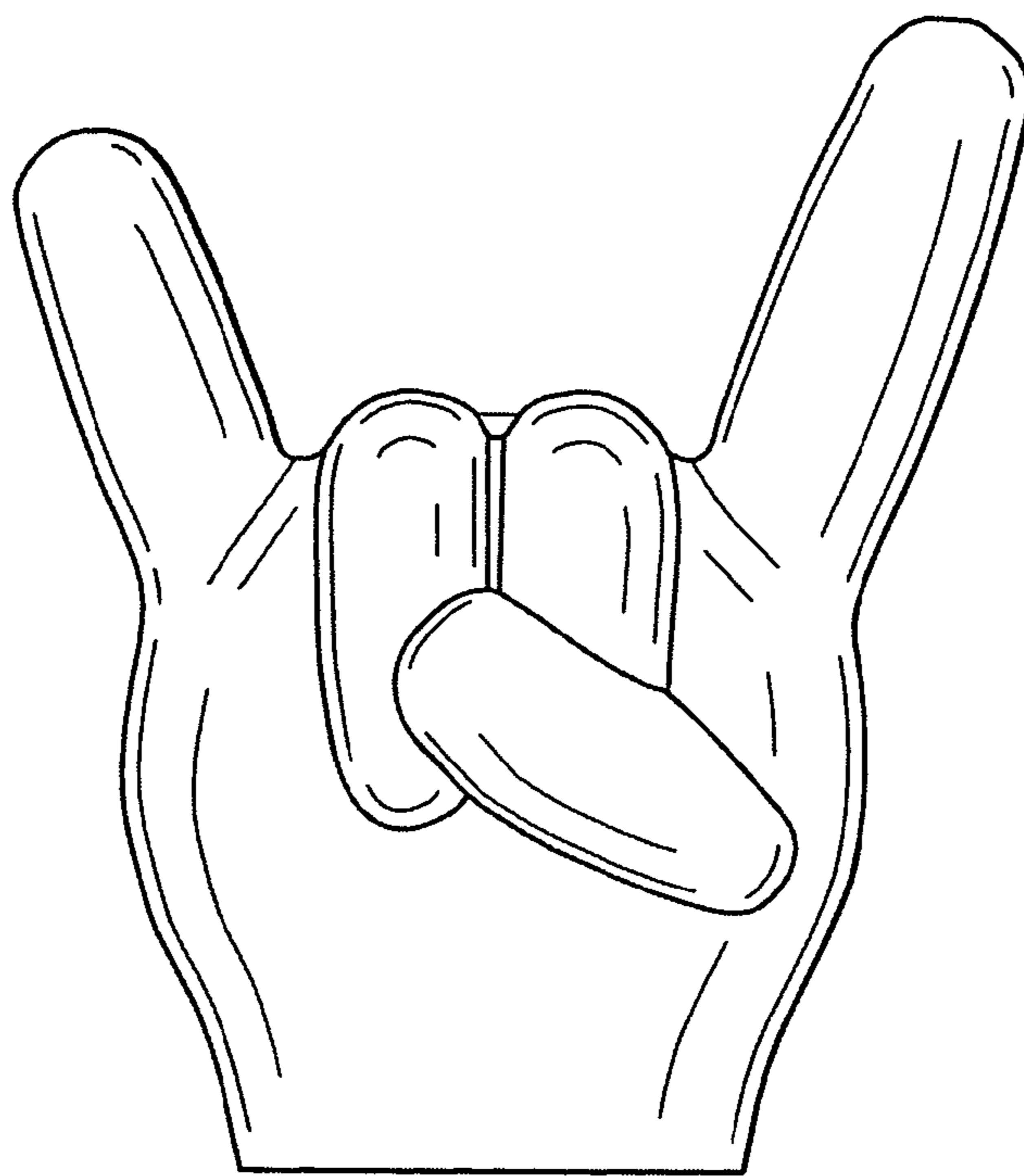


FIG. 3

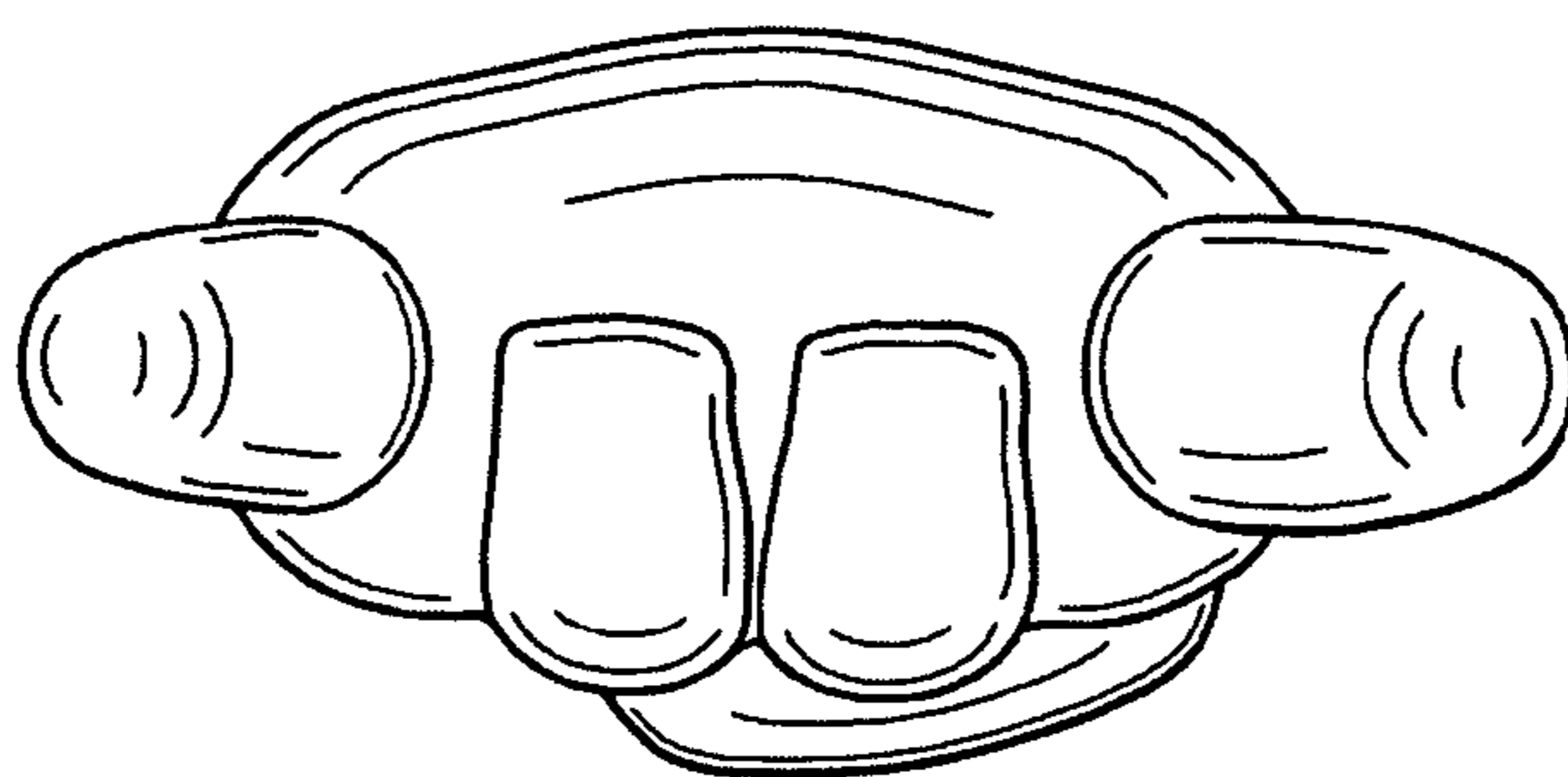


FIG. 4

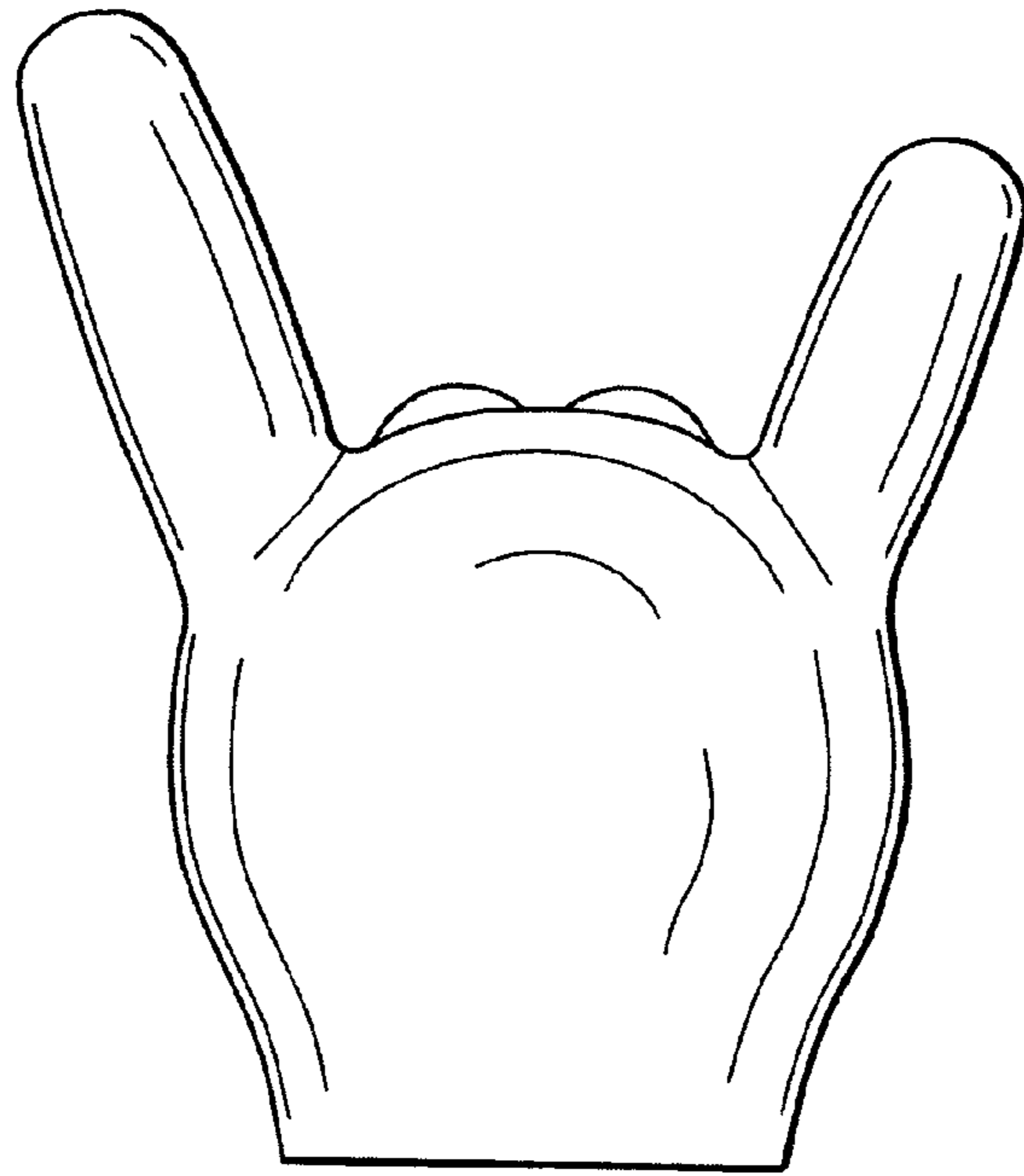


FIG. 5

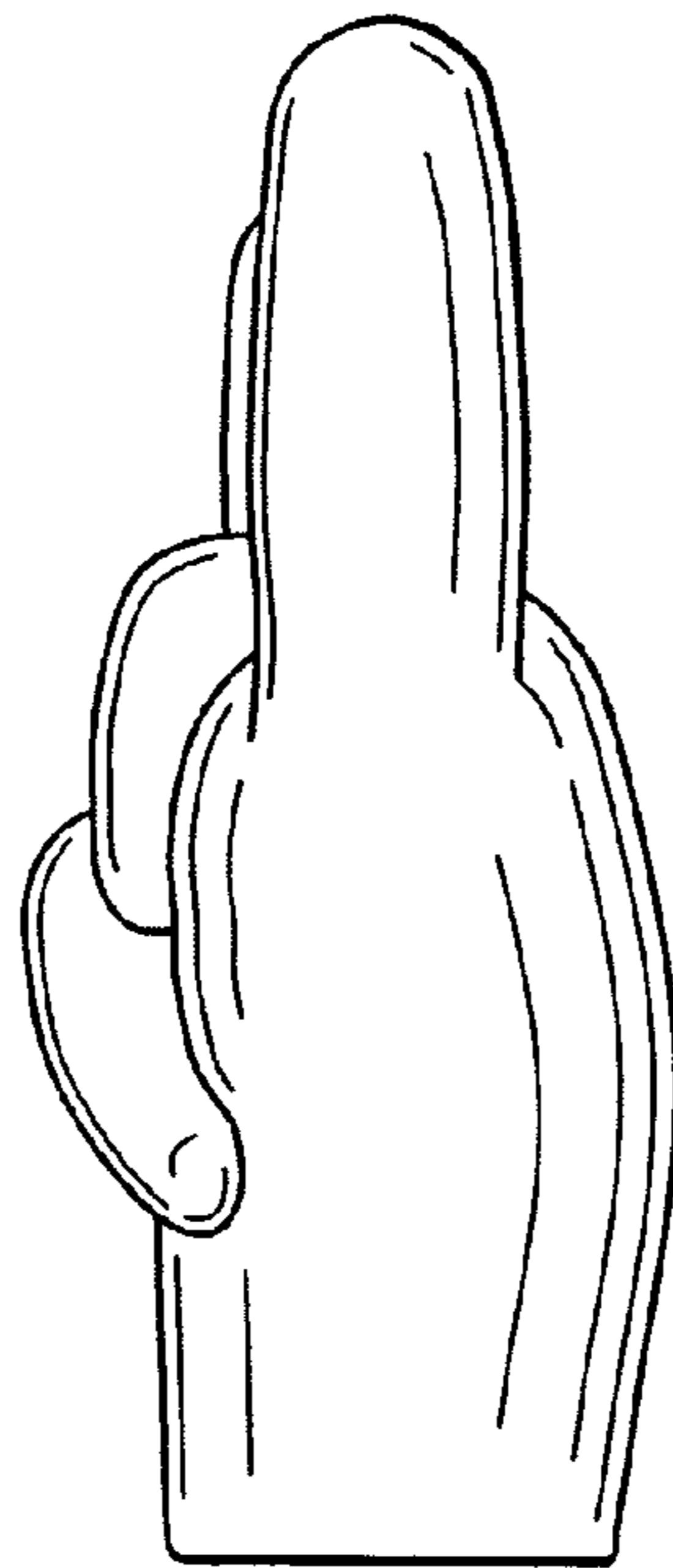


FIG. 6




FIG. 7

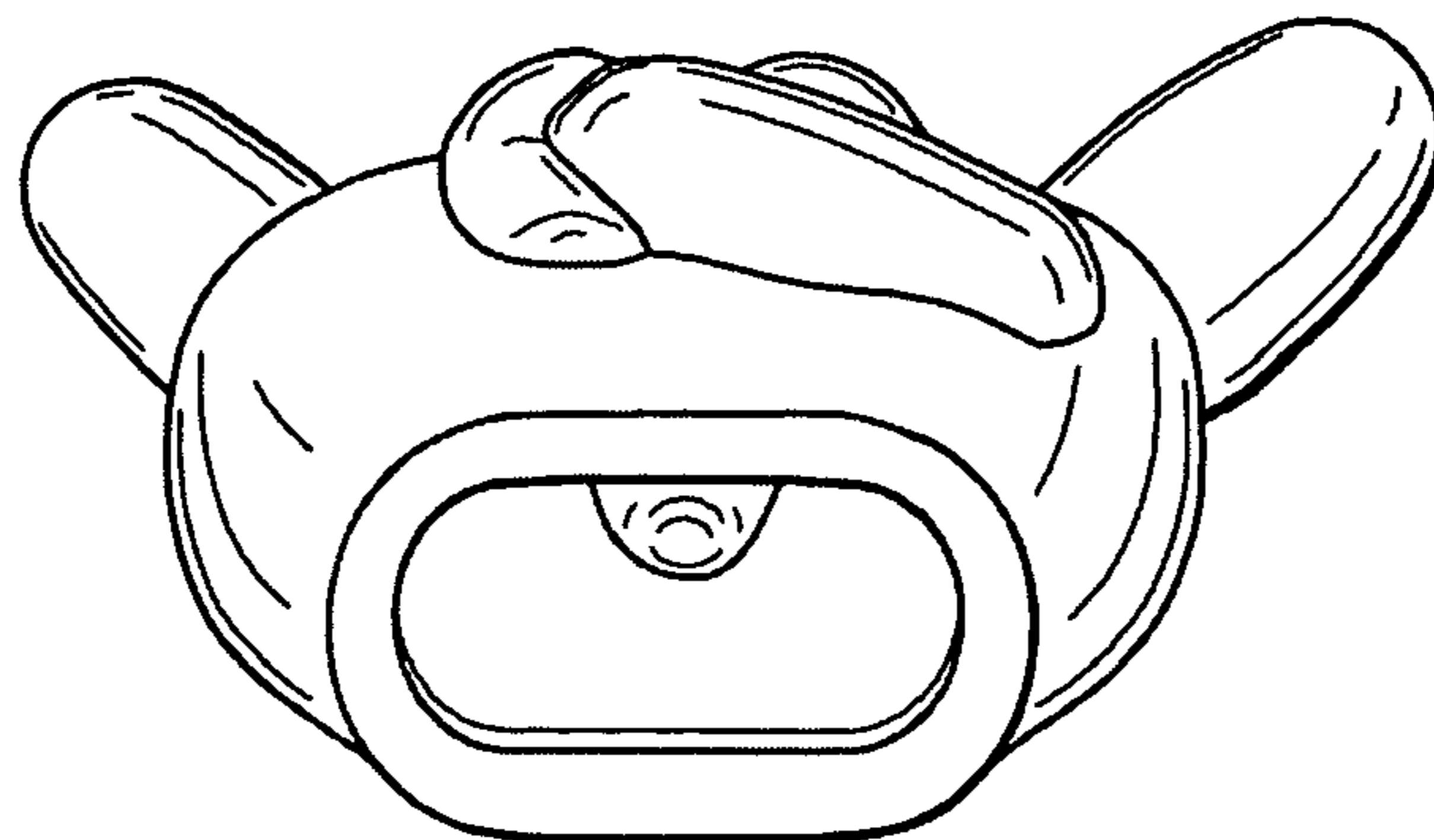


FIG. 8