

US00D662544S

(12) **United States Design Patent**
Losel

(10) **Patent No.:** **US D662,544 S**
(45) **Date of Patent:** **** Jun. 26, 2012**

- (54) **BALLPOINT PEN**
- (75) Inventor: **Helmut Losel**, Brensbach (DE)
- (73) Assignee: **Ritter-Pen GmbH**, Brensbach (DE)
- (**) Term: **14 Years**
- (21) Appl. No.: **29/387,573**
- (22) Filed: **Mar. 15, 2011**
- (30) **Foreign Application Priority Data**
 - Sep. 16, 2010 (DE) 40 2010 004 880
- (51) **LOC (9) Cl.** **19-06**
- (52) **U.S. Cl.** **D19/48**
- (58) **Field of Classification Search** D19/35,
 - D19/36, 41-51, 54-58; 24/11 R, 11 F, 11 P;
 - 401/52, 99, 100-109, 192, 195, 196; D14/411
 - See application file for complete search history.

D575,817 S	8/2008	Loesel	
D577,383 S	9/2008	Losel	
D580,978 S	11/2008	Miller	
D589,559 S	3/2009	Slemp	
D596,228 S	7/2009	Koch	
D596,232 S *	7/2009	Koch D19/44
D603,898 S	11/2009	Rommel	
D610,197 S	2/2010	Losel	
D611,538 S	3/2010	Zhou	
D651,246 S *	12/2011	Beyer D19/51

OTHER PUBLICATIONS

U.S. Appl. No. 29/387,582, filed Mar. 15, 2011, Koch.
U.S. Appl. No. 29/387,579, filed Mar. 15, 2011, Losel.
U.S. Appl. No. 29/360,662, filed Apr. 29, 2010, Losel.

* cited by examiner

Primary Examiner — Elizabeth Albert

(74) *Attorney, Agent, or Firm* — Smith, Gambrell & Russell

(57) **CLAIM**

The ornamental design for a ballpoint pen, as shown and described.

(56) **References Cited**

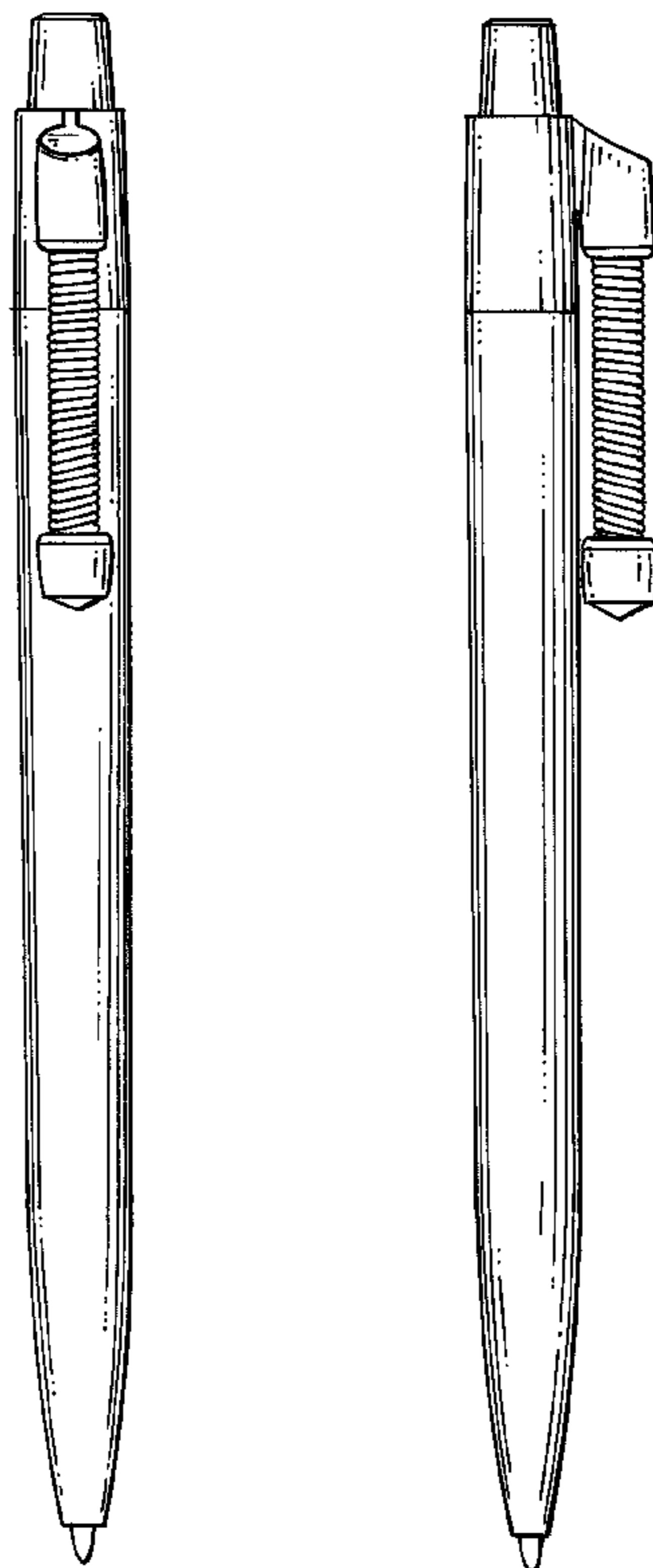
U.S. PATENT DOCUMENTS

D260,020 S *	7/1981	DuBois et al.	D19/42
D308,697 S *	6/1990	Oka	D19/56
D435,592 S *	12/2000	Lecce	D19/51
D489,090 S	4/2004	Buechler		
D490,851 S	6/2004	Losel		
D510,386 S	10/2005	Briggl		
D519,563 S	4/2006	Pellissa Beneyto		
D523,081 S *	6/2006	Pellissa Beneyto	D19/51
D557,744 S	12/2007	Lecce		

DESCRIPTION

FIG. 1 is a top view of a ballpoint pen of the present invention;
FIG. 2 is a front view thereof;
FIG. 3 is a left side view thereof;
FIG. 4 is a rear view thereof;
FIG. 5 is a right side view thereof; and,
FIG. 6 is a bottom view thereof.

1 Claim, 2 Drawing Sheets






Fig. 1




Fig. 2

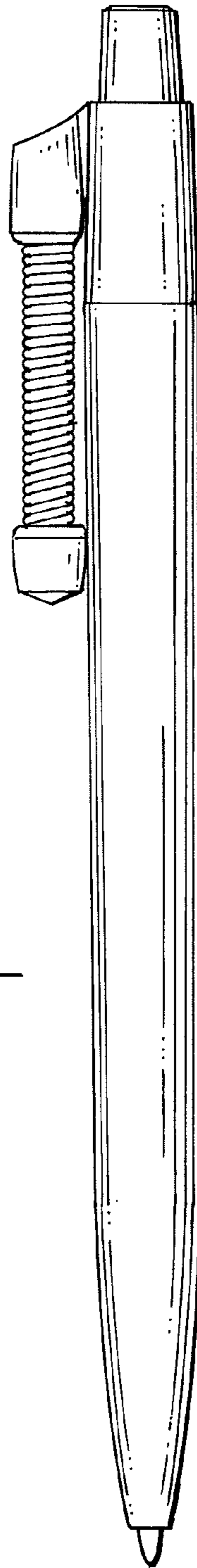


Fig. 3




Fig. 4

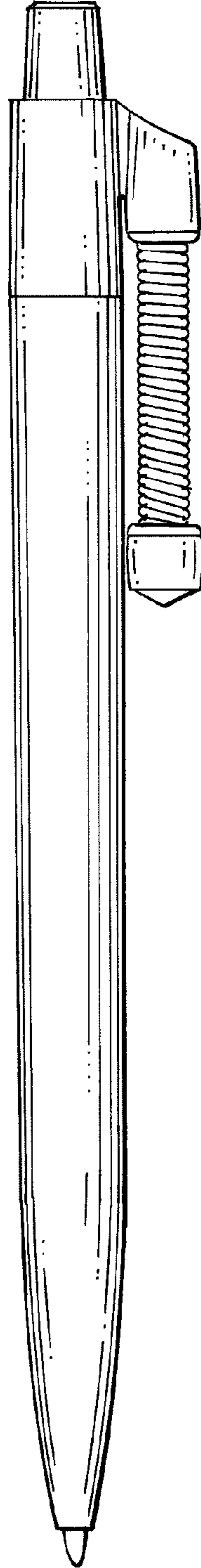


Fig. 5

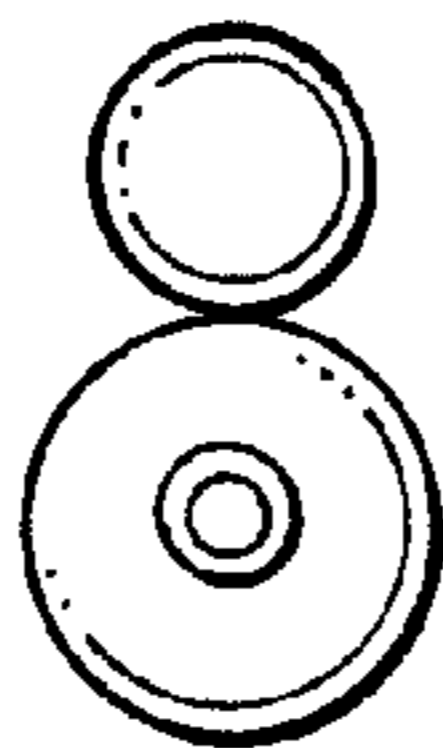


Fig. 6