



US00D662543S

(12) **United States Design Patent**
Dennis et al.

(10) **Patent No.:** **US D662,543 S**
(45) **Date of Patent:** **** Jun. 26, 2012**

(54) **POP UP GREETING CARD**

(75) Inventors: **Erin Dennis**, Lakewood, OH (US); **Seth Larson**, Lakewood, OH (US); **Terry Hughes**, Avon, OH (US); **Michelle Parkinson**, Garfield Heights, OH (US); **Lauren Budzar**, Seven Hills, OH (US)

(73) Assignee: **American Greetings Corporation**, Cleveland, OH (US)

(**) Term: **14 Years**

(21) Appl. No.: **29/415,752**

(22) Filed: **Mar. 14, 2012**

(51) **LOC (9) Cl.** **19-01**

(52) **U.S. Cl.** **D19/1**

(58) **Field of Classification Search** D19/1-12, D19/20-34; D20/10, 22, 27, 40, 42; 428/15-20, 428/27, 8-9; 229/67.1, 92.8, 92, 92.1, 300-303; 220/495.03; 283/117, 56, 2-4, 74-75, 103, 283/105-106; 446/147-149, 487-488; 206/461, 206/575, 577, 45.28, 45.29, 767-768, 449, 206/308.3; 40/124.01-124.15, 124.19, 538-539, 40/421

See application file for complete search history.

(56) **References Cited**

U.S. PATENT DOCUMENTS

5,096,751 A * 3/1992 Duchek 428/12
5,261,172 A * 11/1993 Rowley 40/124.08
5,317,823 A * 6/1994 Brunt, II 40/124.08
5,450,680 A * 9/1995 Bromberg 40/124.08
5,864,973 A * 2/1999 Cole 40/124.09

5,937,553 A * 8/1999 Maran 40/124.08
6,106,023 A * 8/2000 Sud et al. 283/117
6,643,962 B1 * 11/2003 Panec et al. 40/539
6,966,135 B1 * 11/2005 McDonald 40/124.08
7,111,736 B2 * 9/2006 Petter 206/768

* cited by examiner

Primary Examiner — Caron D Veynar

Assistant Examiner — Abraham Bahta

(74) *Attorney, Agent, or Firm* — Roetzel & Andress; James C. Scott

(57) **CLAIM**

The ornamental designs for a pop up greeting card, as shown and described.

DESCRIPTION

FIG. 1 is a perspective view of the pop up greeting card of the present invention, in an open position.

FIG. 2 is a front view of the pop up greeting card of FIG. 1.

FIG. 3 is a rear view of the pop up greeting card of FIG. 1.

FIG. 4 is a right side view of the pop up greeting card of FIG. 1.

FIG. 5 is a left side view of the pop up greeting card of FIG. 1.

FIG. 6 is a top view of the pop up greeting card of FIG. 1.


FIG. 7 is a bottom view of the pop up greeting card of FIG. 1.

FIG. 8 is a perspective view of the pop up greeting card of FIG. 1, in a closed position; and,

FIG. 9 is a right side view of the pop up greeting card of FIG. 1, in a closed position.

The broken line showing of portions of the pop up greeting card is included for the purpose of illustrating environmental structure and forms no part of the claimed design.

1 Claim, 7 Drawing Sheets



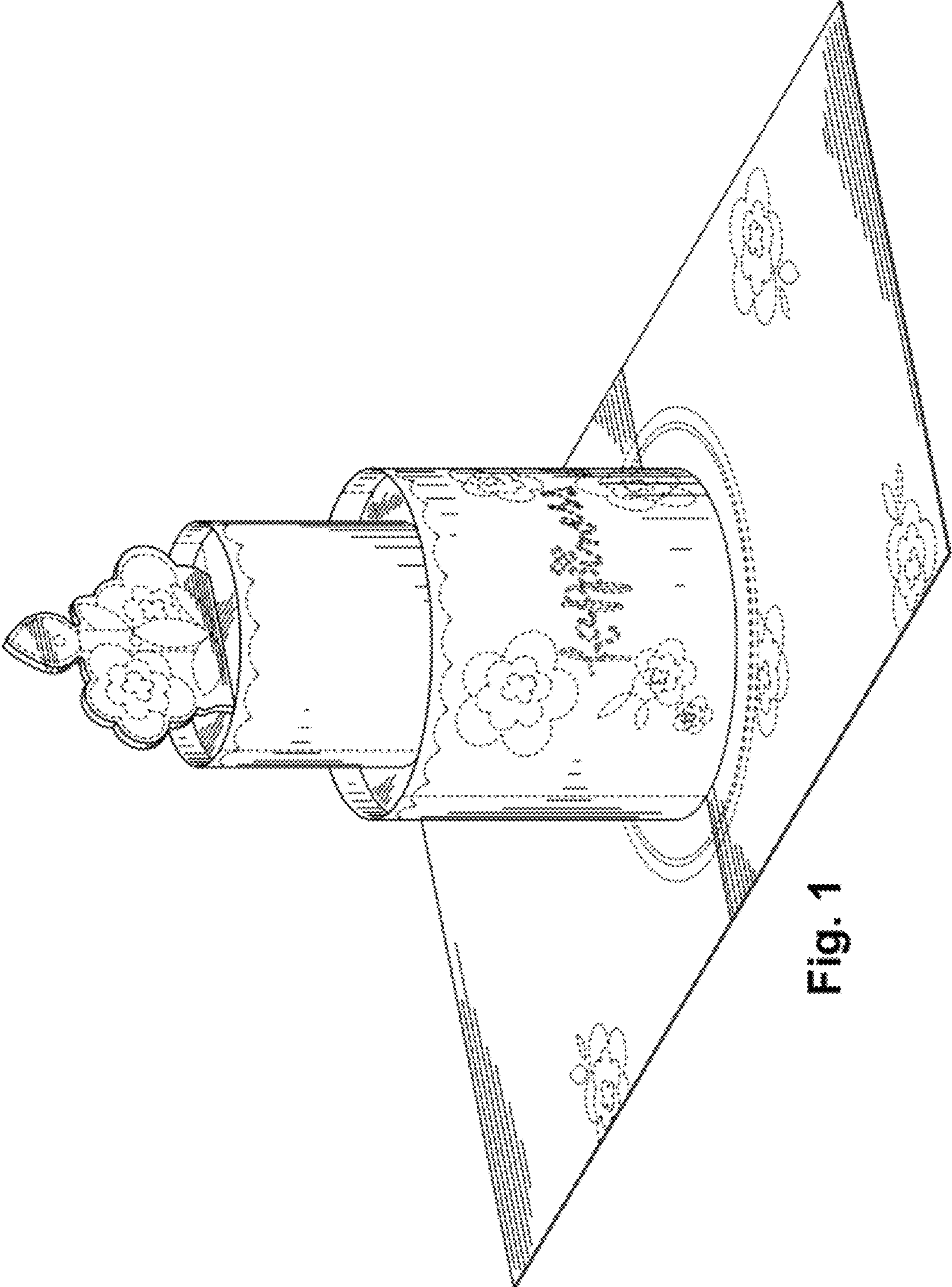


Fig. 1

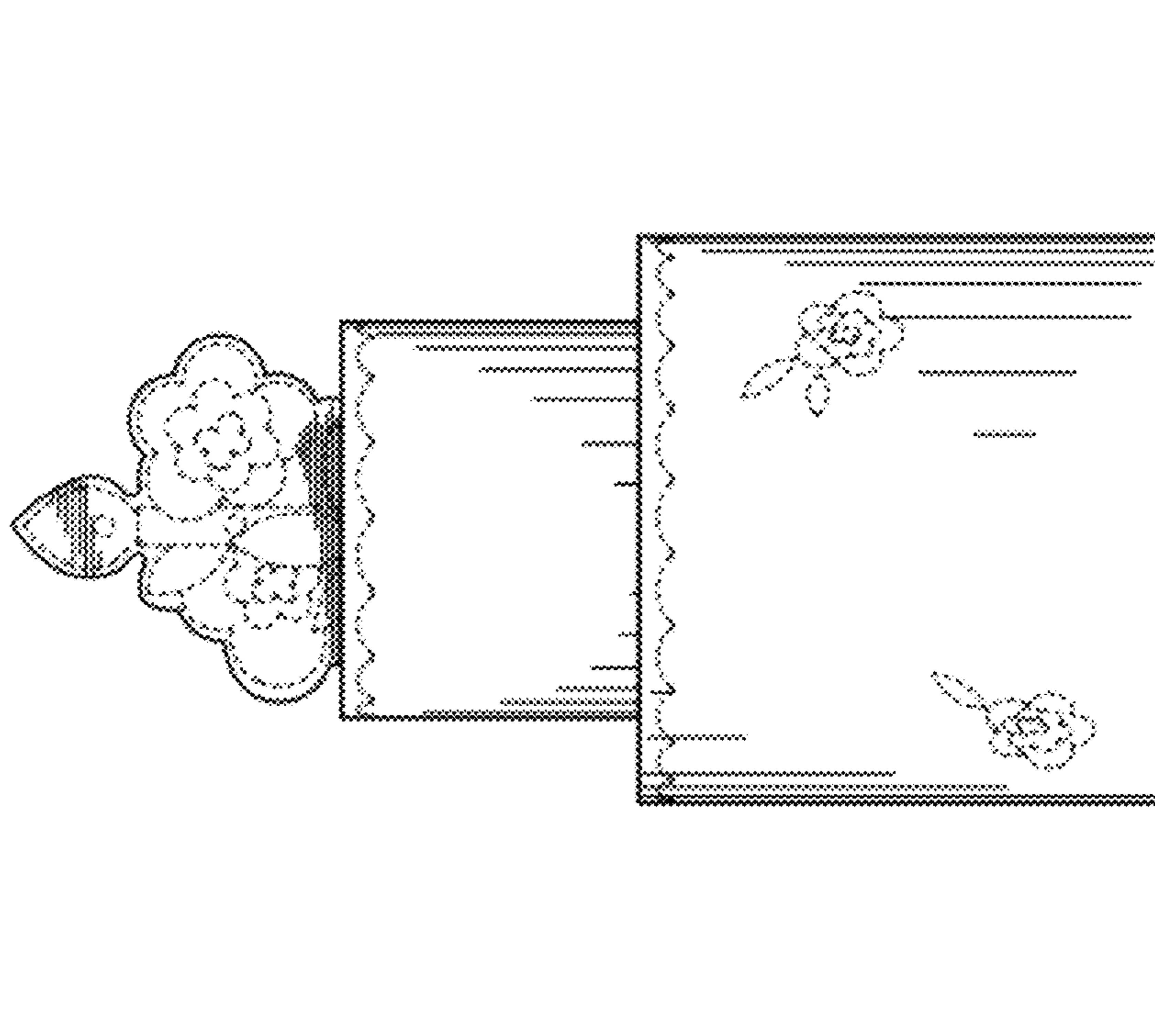


Fig. 2

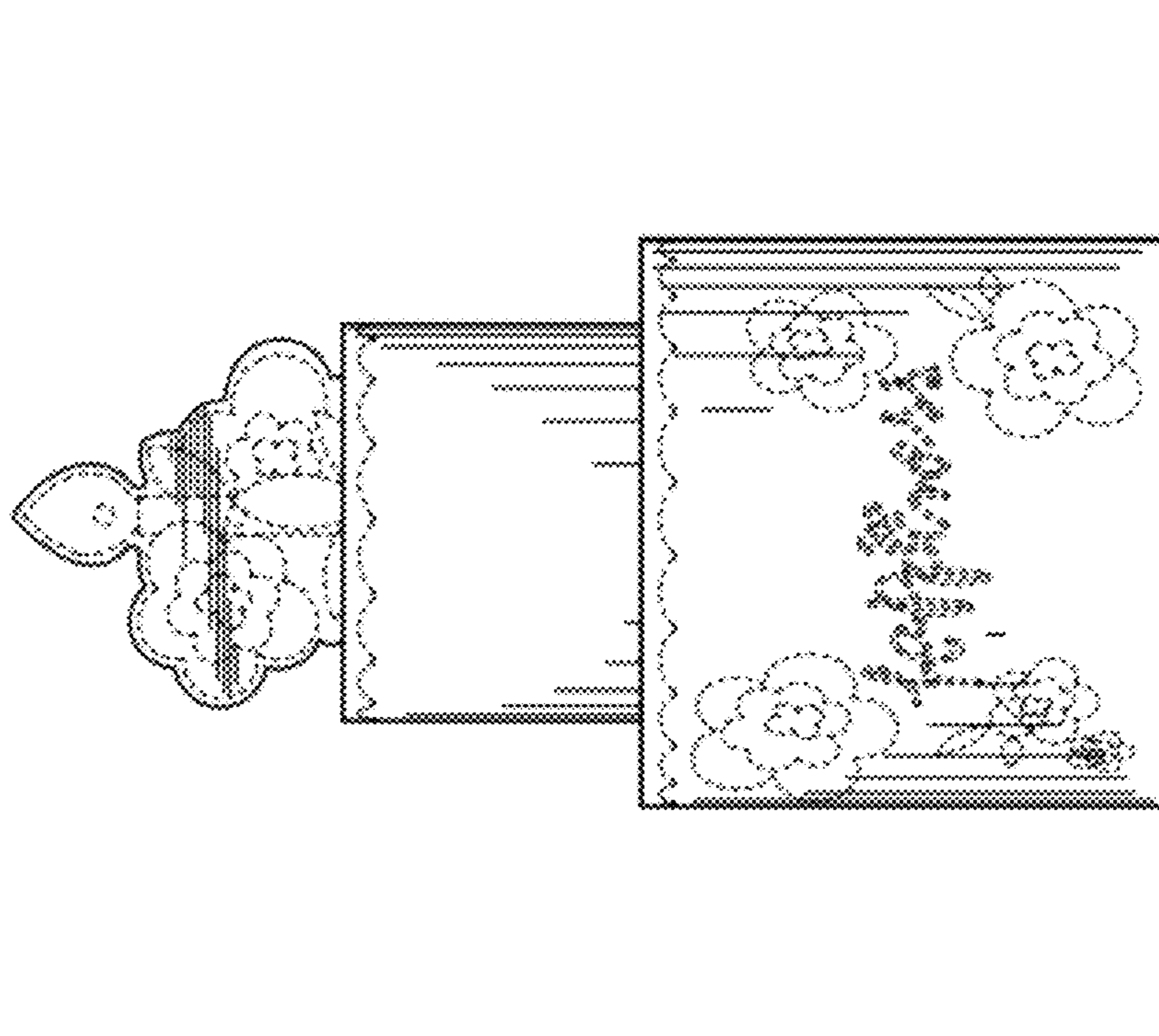


Fig. 3

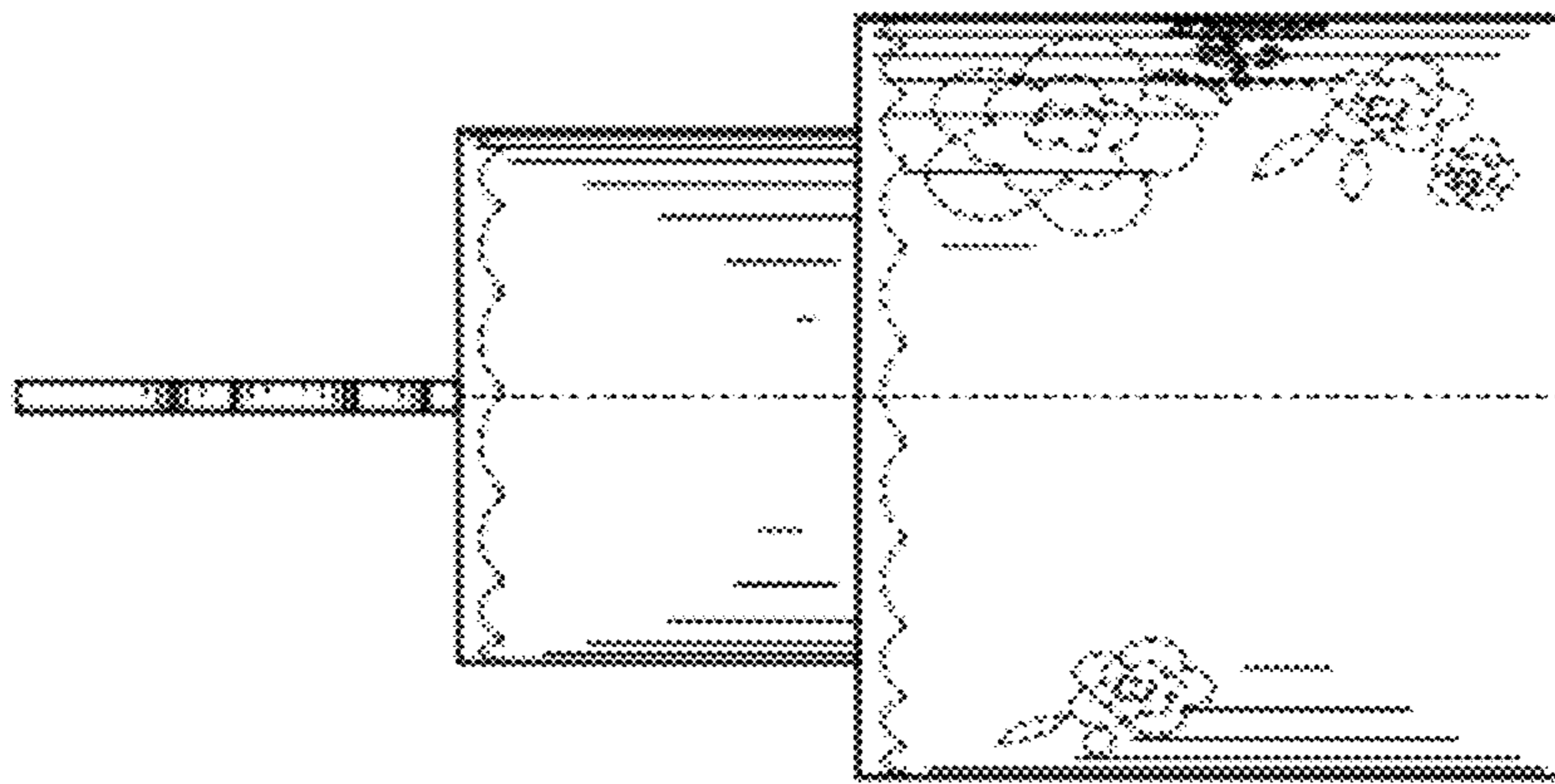


Fig. 4

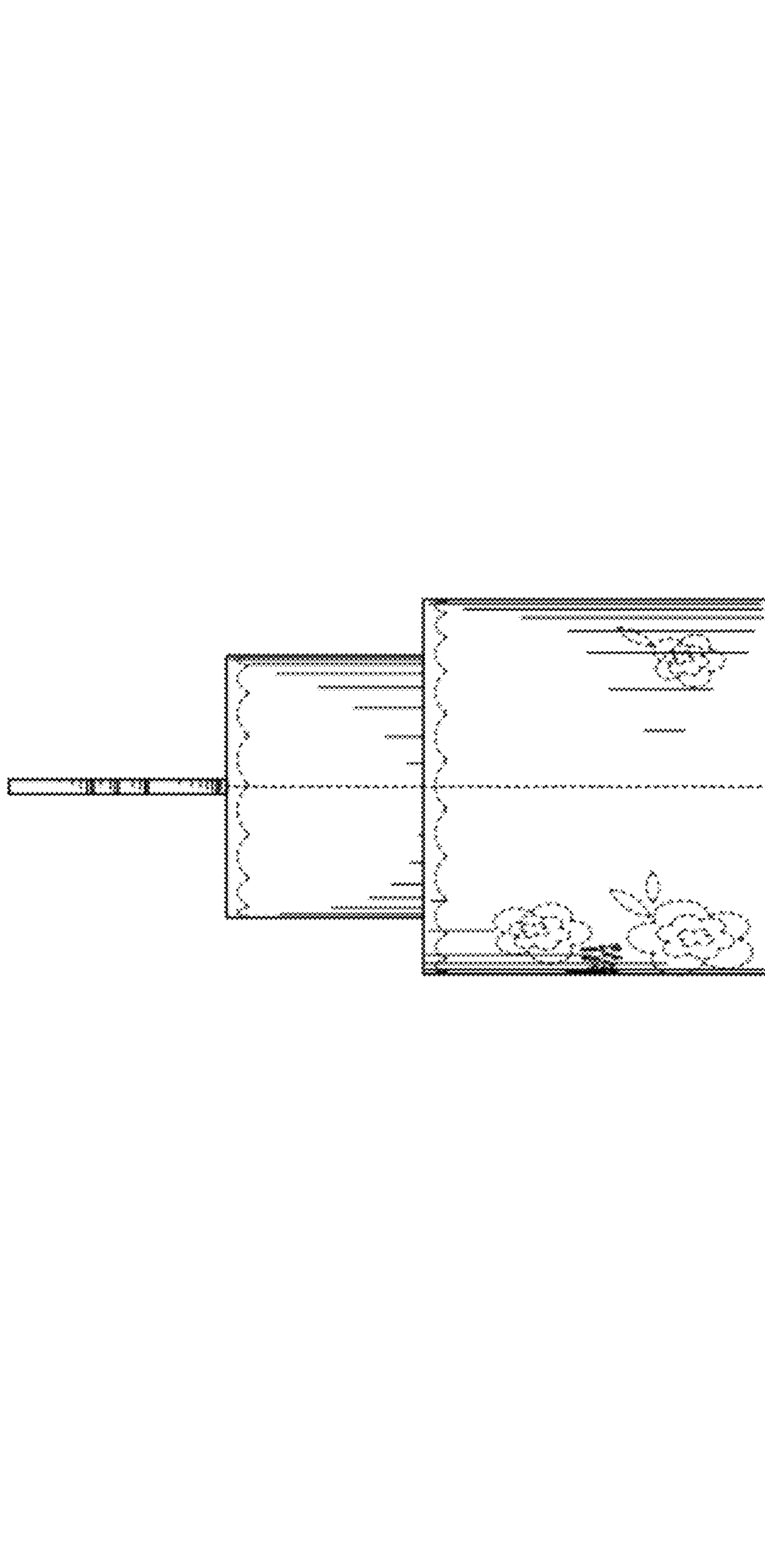


Fig. 5

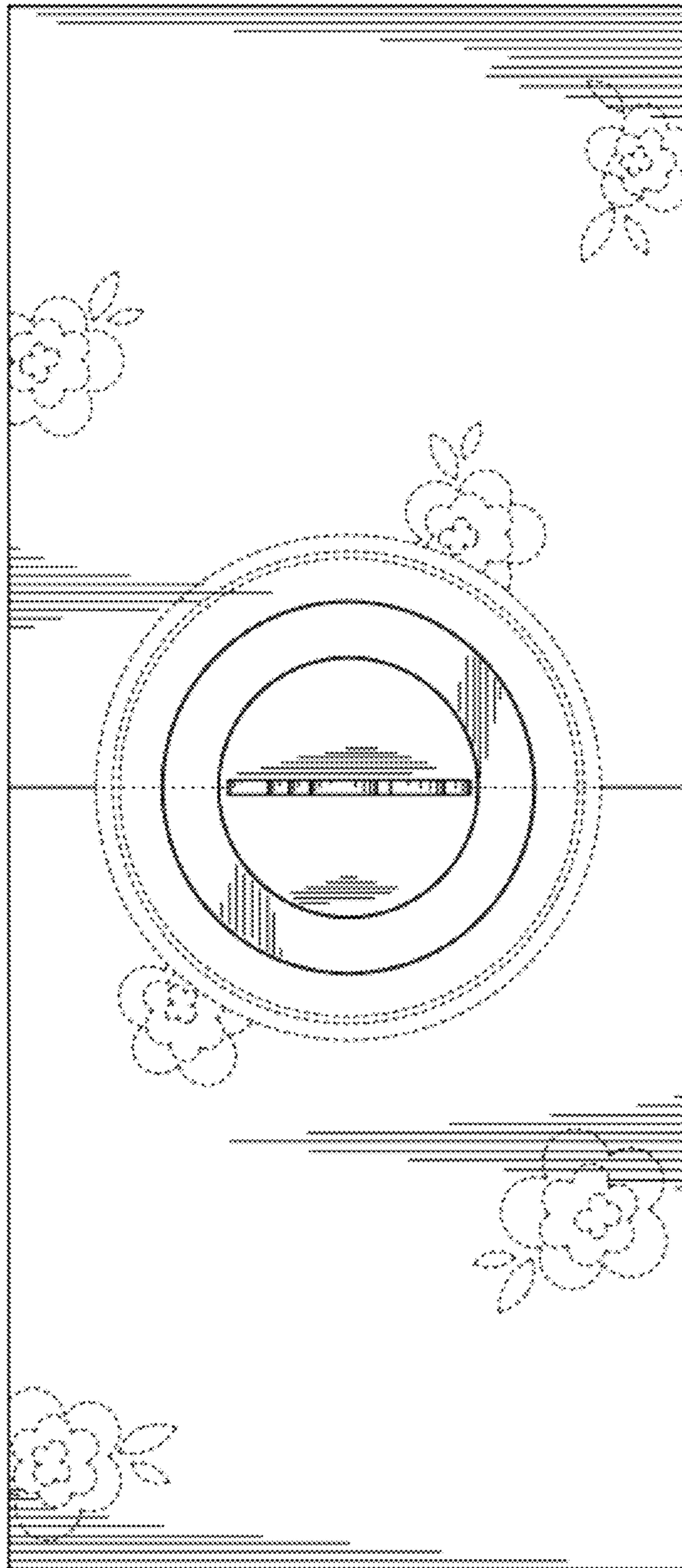


Fig. 6

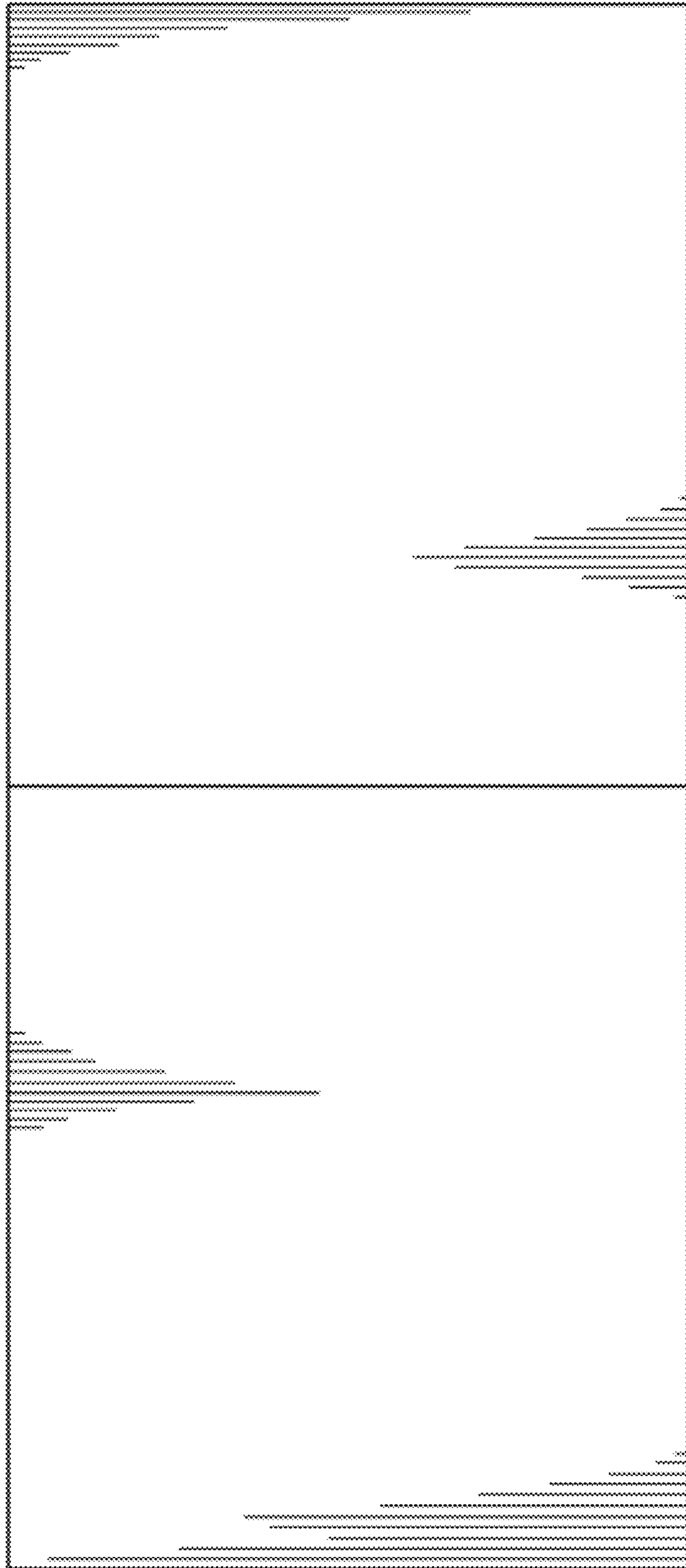


Fig. 7



Fig. 9




Fig. 8