



US00D662531S

(12) **United States Design Patent**
Nakamura

(10) **Patent No.:** **US D662,531 S**
(45) **Date of Patent:** **** Jun. 26, 2012**

(54) **DIGITAL STILL CAMERA**

(75) Inventor: **Makoto Nakamura**, Kyoto (JP)

(73) Assignee: **Panasonic Corporation**, Osaka (JP)

(**) Term: **14 Years**

(21) Appl. No.: **29/389,004**

(22) Filed: **Apr. 5, 2011**

(51) **LOC (9) Cl.** **16-01**

(52) **U.S. Cl.** **D16/202**

(58) **Field of Classification Search** D16/200–204,
D16/206, 208, 218; 348/373–376; 358/909.1;
396/535–541

See application file for complete search history.

(56) **References Cited**

U.S. PATENT DOCUMENTS

D561,219 S *	2/2008	Nagayama et al.	D16/202
D568,358 S *	5/2008	Shimobayashi	D16/202
7,646,426 B2 *	1/2010	Saiki et al.	348/373
D628,220 S *	11/2010	Lee	D16/202
D635,604 S *	4/2011	Sul et al.	D16/202
D641,033 S *	7/2011	Nohara	D16/202

FOREIGN PATENT DOCUMENTS

JP	D1271199	5/2006
JP	D1325687	3/2008

JP	2010-025676	10/2010
JP	D1401318	11/2010
JP	D1405687	1/2011

* cited by examiner

Primary Examiner — Adir Aronovich

(74) *Attorney, Agent, or Firm* — Brinks Hofer Gilson & Lione

(57) **CLAIM**

I claim the ornamental design for a digital still camera, as shown and described.

DESCRIPTION

FIG. 1 is a front and right side perspective view of a digital still camera of the present invention; FIG. 2 is a rear and left side perspective view thereof; FIG. 3 is a front view thereof; FIG. 4 is a rear view thereof; FIG. 5 is a top view thereof; FIG. 6 is a bottom view thereof; FIG. 7 is a left side view thereof; and, FIG. 8 is a right side view thereof.

The broken lines shown represent unclaimed subject matter and form no part of the claimed design. The outermost circle shown in FIGS. 1 and 3 with dash lines defines the bound of the claimed subject matter. Applicants disclaim any features shown within the circle. Also, the rectangular shape shown in FIGS. 2 and 4 with dash lines defines the bound of the claimed subject matter. Applicants disclaim the area within the rectangle.

1 Claim, 8 Drawing Sheets




FIG. 1




FIG. 2



FIG.3




FIG.4




FIG.5




FIG.6

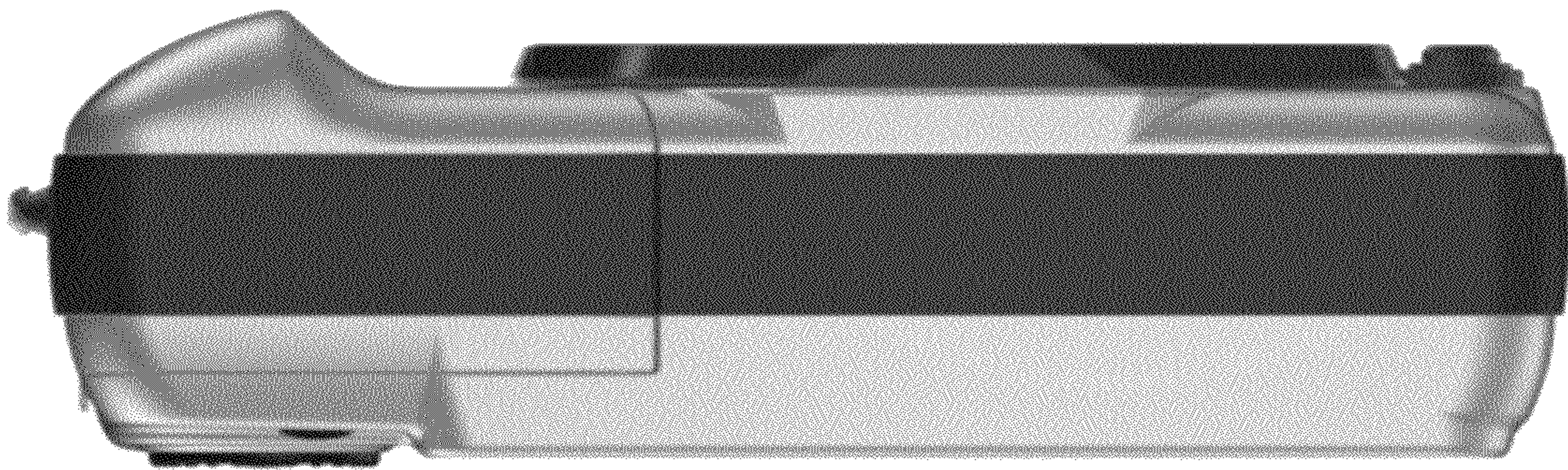


FIG. 7



FIG. 8

