

US00D662527S

(12) **United States Design Patent**
Garcia et al.

(10) **Patent No.:** **US D662,527 S**
(45) **Date of Patent:** **** Jun. 26, 2012**

(54) **REFRIGERATOR**

(75) Inventors: **Carolina Gonzalez Garcia**, Queretaro (MX); **Esmeralda Ruiz Pacheco**, Queretaro (MX)

(73) Assignee: **Imbera S.A. DE C.V.**, San Juan del Rio, Queretaro (MX)

(**) Term: **14 Years**

(21) Appl. No.: **29/363,607**

(22) Filed: **Jun. 11, 2010**

(30) **Foreign Application Priority Data**

Dec. 15, 2009 (MX) MX/f/2010/000056

(51) **LOC (9) Cl.** **15-07**

(52) **U.S. Cl.** **D15/86**

(58) **Field of Classification Search** D15/79, D15/81, 85-86, 88; D6/470-472; 312/114, 312/116, 117, 119, 138.1, 236, 3.6, 3.61-3.64, 312/264; 62/337, 444, 445, 457.1
See application file for complete search history.

(56) **References Cited**

U.S. PATENT DOCUMENTS

1,556,689	A *	10/1925	Hull	D15/85
D68,917	S *	12/1925	Hornung	D15/85
D78,961	S *	7/1929	Martin	D15/85
D175,264	S *	8/1955	Licinit et al.	D15/86
D184,682	S *	3/1959	Litman	D15/86
D191,927	S *	12/1961	Trulaske	D15/85

D220,325	S *	3/1971	Ott et al.	D15/85
D243,985	S *	4/1977	Brown	D15/85
D341,144	S *	11/1993	Rice	D15/86
D365,110	S *	12/1995	Klein, III	D15/85
D373,775	S *	9/1996	Andrade	D15/86
D379,631	S *	6/1997	Odom	D15/86
5,937,666	A *	8/1999	Trulaske, Sr.	62/264
D471,568	S *	3/2003	Smith et al.	D15/85
D472,935	S *	4/2003	Rabiger	D15/85
D507,285	S *	7/2005	Cho et al.	D15/86
D632,315	S *	2/2011	Garcia et al.	D15/86
D632,316	S *	2/2011	Garcia et al.	D15/86

* cited by examiner

Primary Examiner — Mitchell Siegel

(74) *Attorney, Agent, or Firm* — Miller, Matthias & Hull LLP

(57) **CLAIM**

The ornamental design for a refrigerator, as shown and described.

DESCRIPTION

FIG. 1 is a perspective view showing the refrigerator; FIG. 2 is a front side view thereof; FIG. 3 is a top side view thereof; FIG. 4 is a left view thereof; FIG. 5 is a right view thereof; FIG. 6 is a rear view thereof; and, FIG. 7 is a bottom view thereof.

The broken lines appearing in FIGS. 1-7 define the bounds of the claimed design and/or disclose environment related to the claimed design and therefore for no part of the claimed design.

1 Claim, 4 Drawing Sheets




FIG. 1




FIG. 2

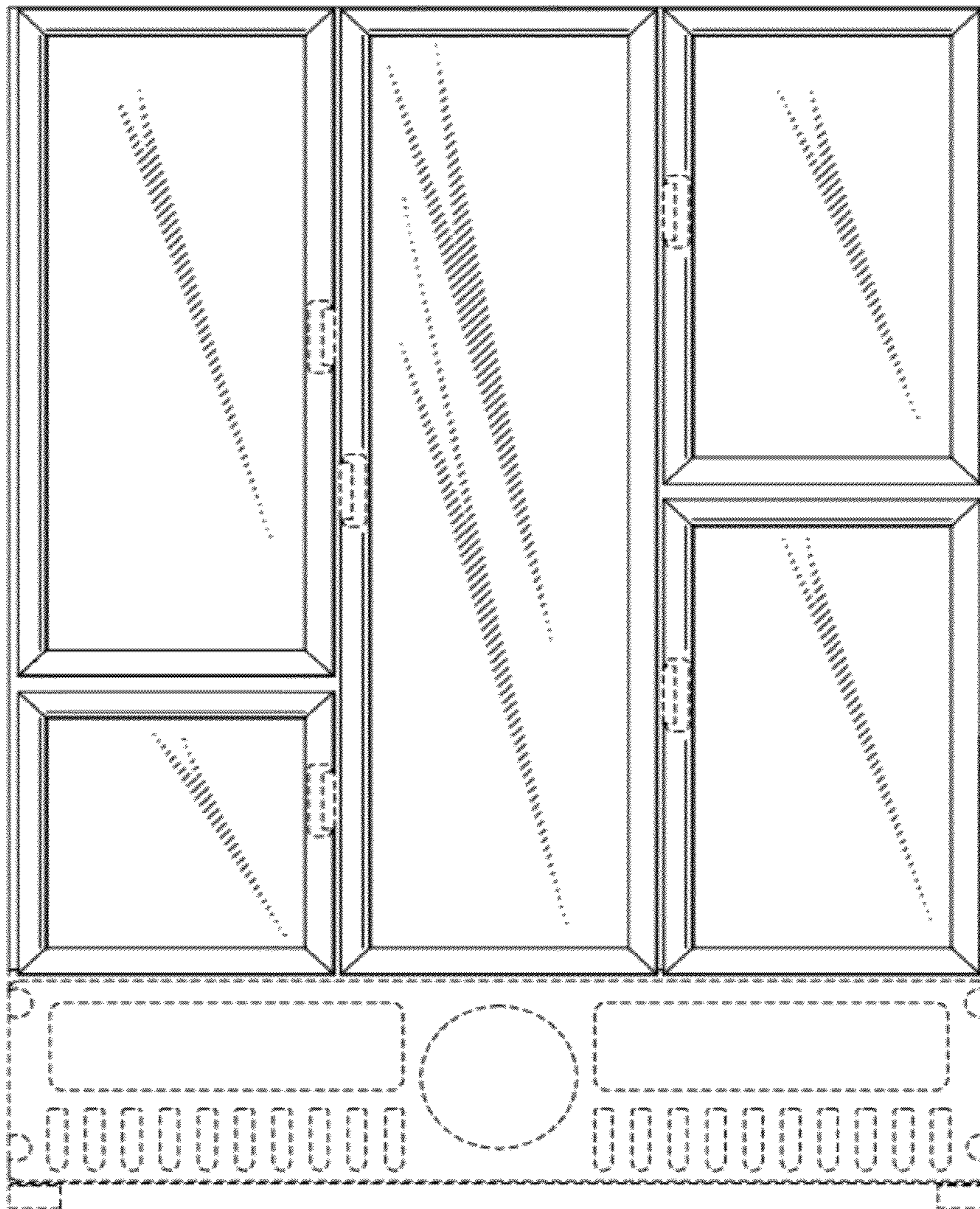


FIG. 3

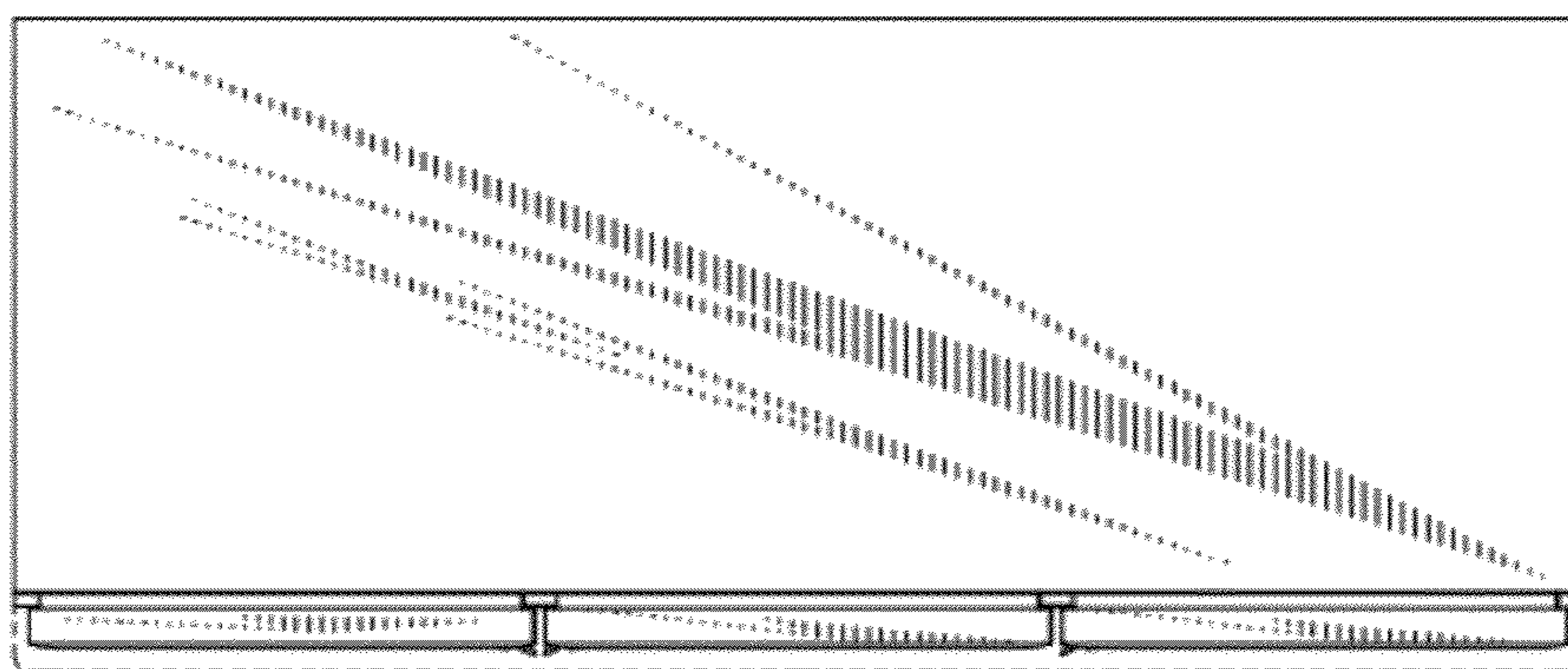


FIG. 4

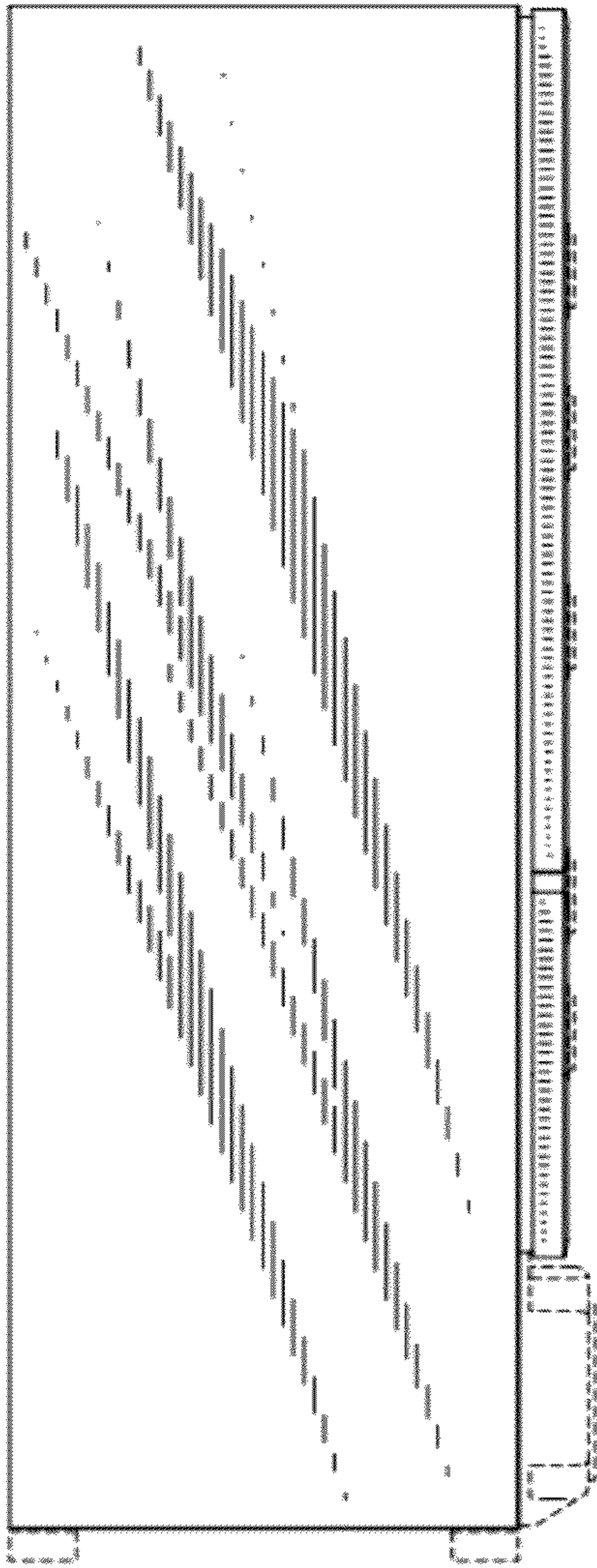


FIG. 5

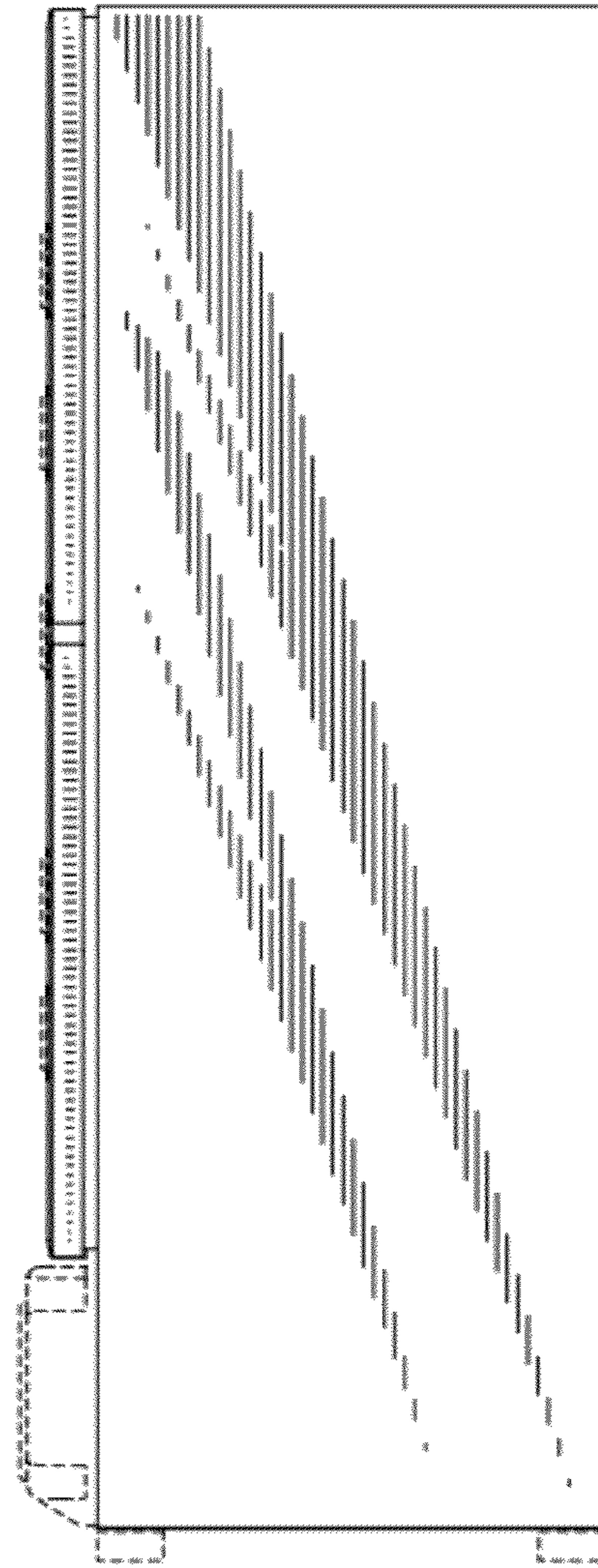


FIG. 6




FIG. 7

