



US00D662484S

(12) **United States Design Patent**
Sunderland

(10) **Patent No.:** **US D662,484 S**

(45) **Date of Patent:** **** Jun. 26, 2012**

(54) **MINIPHONE**

(75) Inventor: **Thomas Sunderland**, London (GB)

(73) Assignee: **CyCell Limited** (GB)

(**) Term: **14 Years**

(21) Appl. No.: **29/380,803**

(22) Filed: **Dec. 10, 2010**

(51) **LOC (9) Cl.** **14-03**

(52) **U.S. Cl.** **D14/138 R; D14/138 G**

(58) **Field of Classification Search** D14/138 AA,
D14/138 R, 496, 341, 345, 346, 203.1, 203.4,
D14/203.7, 147, 138 AD, 138 G, 248, 138 AB,
D14/218; D21/517; 455/575.1, 556.2, 575.4;
379/433.01, 433.04; D13/168; D10/106.1;
D3/208

See application file for complete search history.

(56) **References Cited**

U.S. PATENT DOCUMENTS

| | | | | |
|----------------|---------|-----------------|-------|-----------|
| D337,569 S * | 7/1993 | Kando | | D14/341 |
| D341,838 S * | 11/1993 | Kasch et al. | | D14/218 |
| D396,861 S * | 8/1998 | Yamagishi | | D14/218 |
| D435,030 S * | 12/2000 | Mak | | D14/150 |
| 6,744,890 B1 | 6/2004 | Le et al. | | |
| D496,634 S * | 9/2004 | Tseng et al. | | D13/168 |
| D525,989 S * | 8/2006 | Choe | | D14/203.7 |
| D591,739 S * | 5/2009 | Matsuoka | | D14/341 |
| D606,036 S * | 12/2009 | Shimada | | D14/138 G |
| D606,129 S * | 12/2009 | Ben-Moshe | | D21/517 |
| D611,025 S * | 3/2010 | Yu | | D14/138 G |
| D612,850 S * | 3/2010 | Cabatic | | D14/388 |
| D616,872 S * | 6/2010 | Stoddard et al. | | D14/218 |
| D617,746 S * | 6/2010 | Choi | | D13/168 |
| D622,691 S * | 8/2010 | Kim et al. | | D14/138 G |
| 7,805,172 B2 * | 9/2010 | Joo | | 455/575.8 |
| D628,570 S * | 12/2010 | Li | | D14/341 |
| D629,780 S * | 12/2010 | Woo et al. | | D14/138 G |
| D638,835 S * | 5/2011 | Akana et al. | | D14/341 |
| D639,261 S * | 6/2011 | Garnham et al. | | D14/138 G |

| | | | | |
|-------------------|---------|-------------------|-------|-----------|
| D639,767 S * | 6/2011 | Finney et al. | | D14/138 G |
| D640,218 S * | 6/2011 | Ahn et al. | | D14/138 G |
| D646,662 S * | 10/2011 | Kim | | D14/138 G |
| D648,303 S * | 11/2011 | Park et al. | | D14/138 G |
| D652,003 S * | 1/2012 | Park et al. | | D14/138 G |
| D652,007 S * | 1/2012 | Kim et al. | | D14/138 G |
| 2001/0041582 A1 | 11/2001 | Pan | | |
| 2010/0081473 A1 * | 4/2010 | Chatterjee et al. | | 455/559 |

FOREIGN PATENT DOCUMENTS

| | | |
|----|--------------|---------|
| EP | 0 093 509 A1 | 11/1983 |
| WO | 01/75580 A2 | 10/2001 |
| WO | 01/75580 A3 | 10/2001 |

(Continued)

OTHER PUBLICATIONS

Pantech Pursuit telephone, announced 105/2010, [online], [site visited Jan. 16, 2012]. Available from Internet, <URL: <http://www.gsmarena.com>>.*

(Continued)

Primary Examiner — Jeffrey D Asch

(74) *Attorney, Agent, or Firm* — Andrus, Scales, Starke & Sawall, LLP

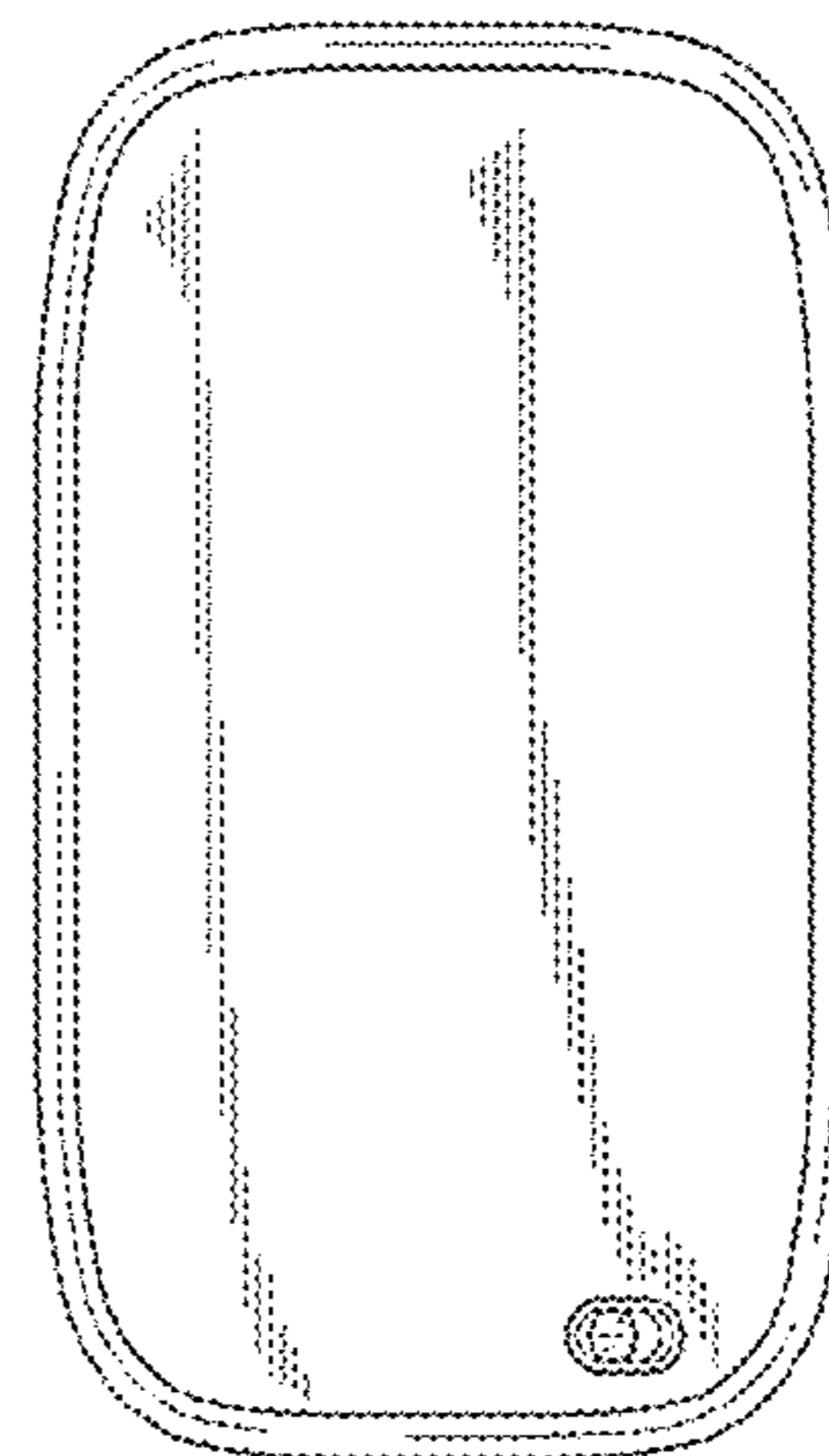
(57) **CLAIM**

What is claimed is an ornamental design for a miniphone, as shown and described.

DESCRIPTION

FIG. 1 is a perspective view of my design for a miniphone; FIG. 2 is a front view of the miniphone; FIG. 3 is a back view of the miniphone; FIG. 4 is a right view of the miniphone; FIG. 5 is a left view of the miniphone; FIG. 6 is a top view of the miniphone; and, FIG. 7 is a bottom view of the miniphone. The broken lines in FIGS. 1 and 2, which are immediately adjacent to the shaded areas and define unshaded regions, represent the bounds of the claimed design; the broken lines form no part of the claimed design.

1 Claim, 3 Drawing Sheets



FOREIGN PATENT DOCUMENTS

WO 03/036922 A2 5/2003
WO 03/036922 A3 5/2003

OTHER PUBLICATIONS

Motorola Citrus WX445 telephone, announced Oct. 2010, [online], [site visited Jan. 16, 2012]. Available from Internet, <URL: <http://www.gsmarena.com>>.*

Motorola XT301 telephone, announced Nov. 2010, [online], [site visited Jan. 16, 2012]. Available from Internet, <URL: <http://www.gsmarena.com>>.*

U.K. Search Report for corresponding patent application GB 4015851, dated Sep. 10, 2010.

* cited by examiner

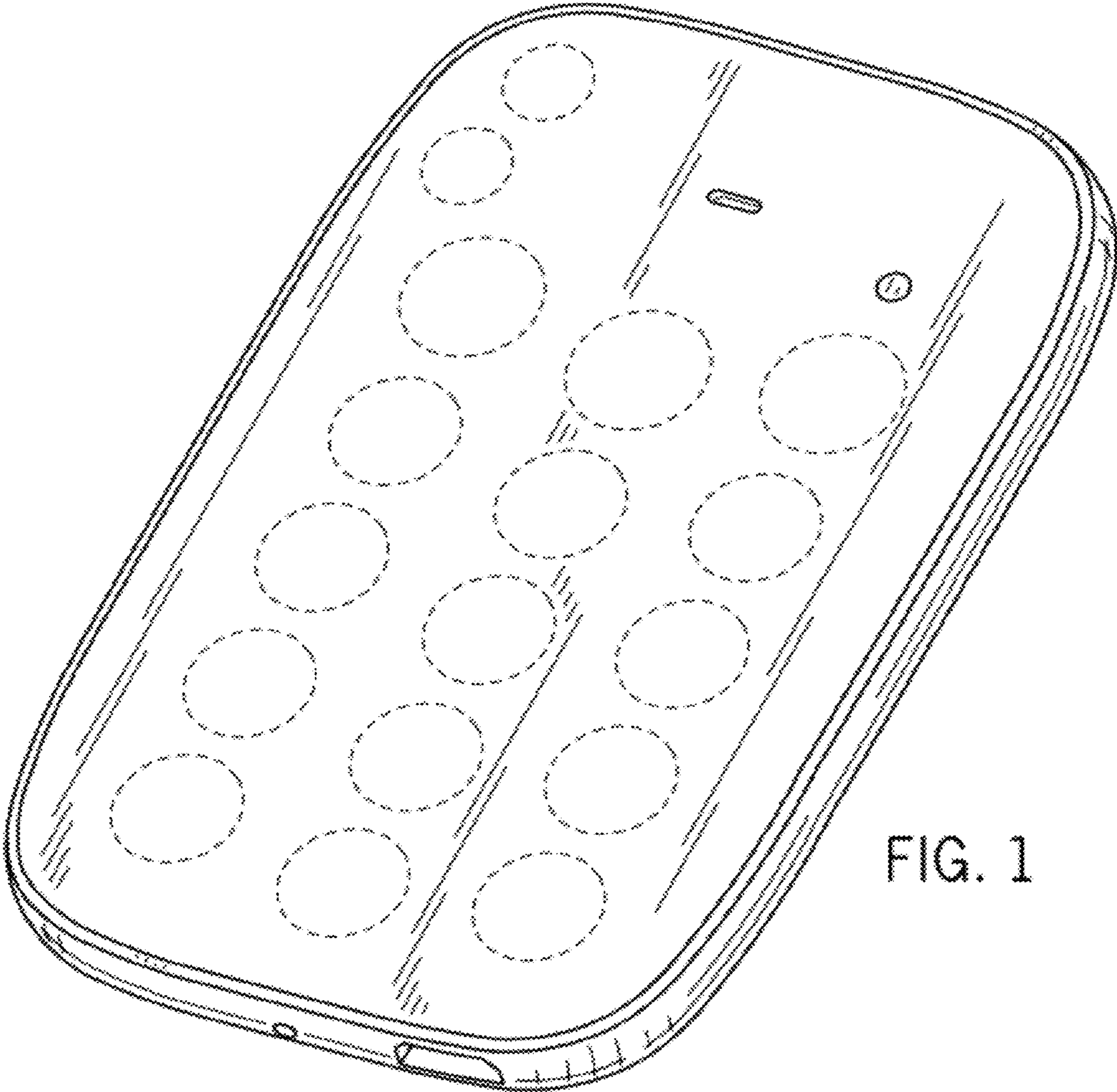


FIG. 1

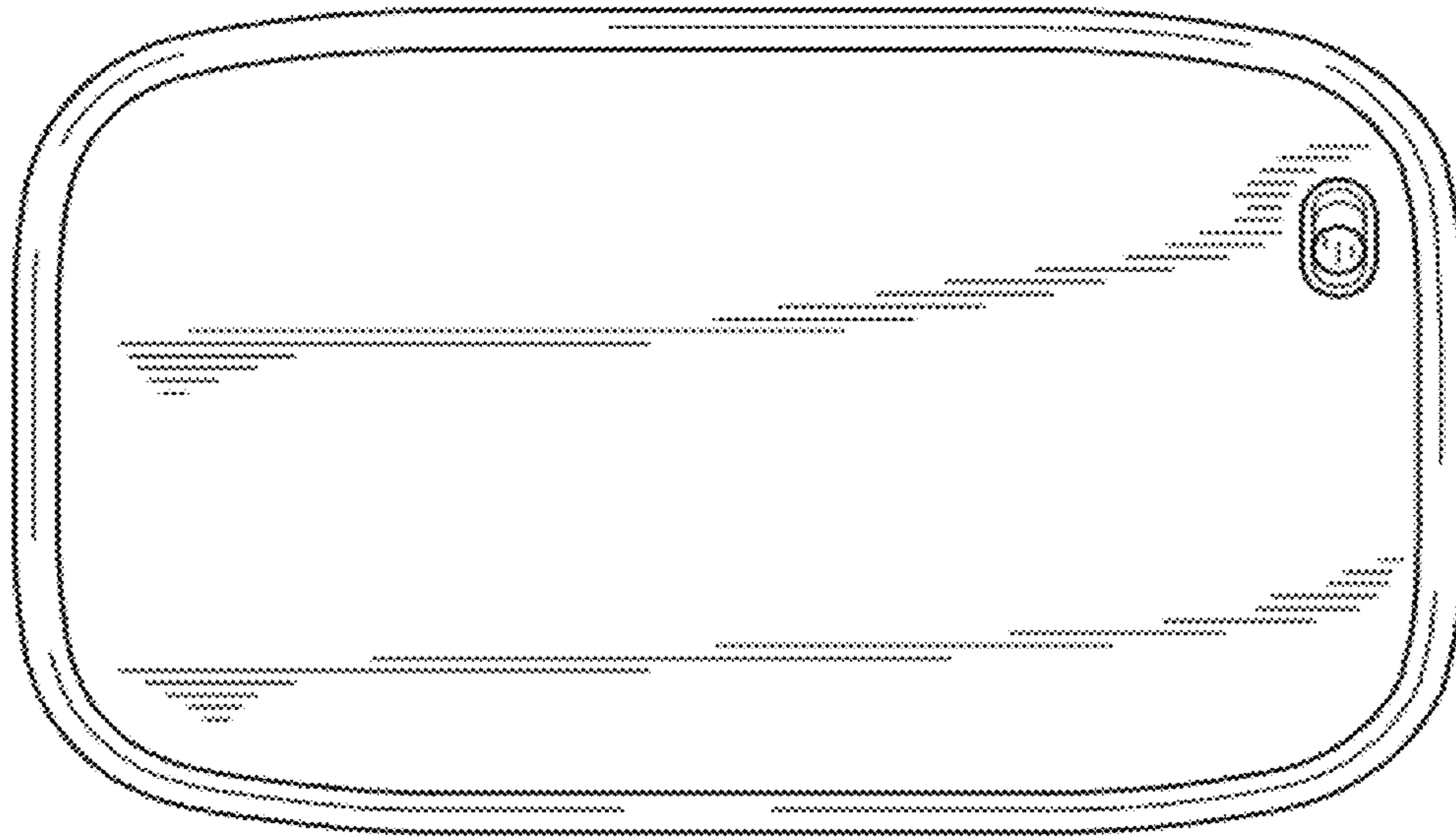


FIG. 3

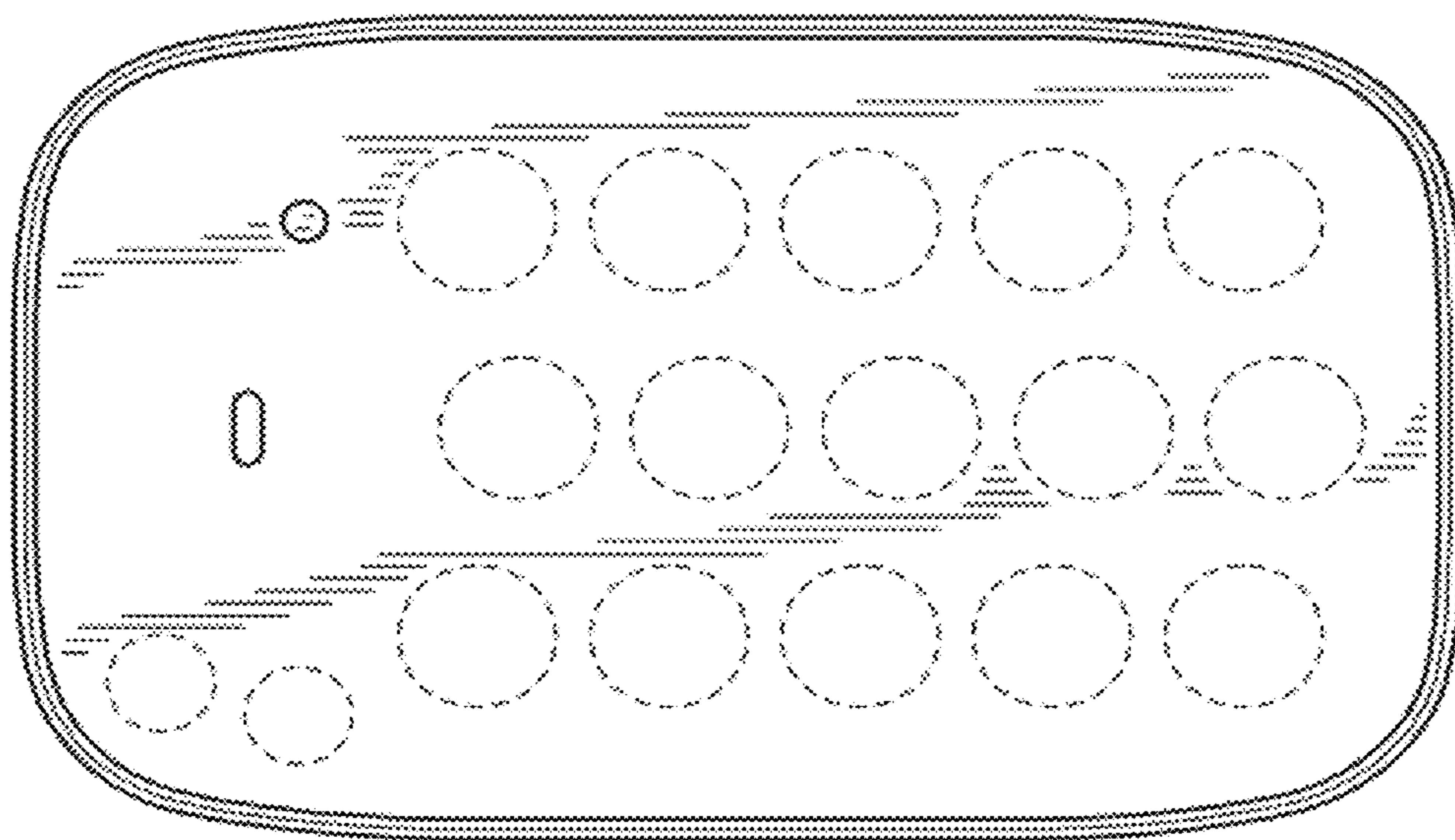


FIG. 2




FIG. 4



FIG. 5



FIG. 6




FIG. 7