



US00D662465S

(12) **United States Design Patent**
Takano

(10) **Patent No.:** **US D662,465 S**
(45) **Date of Patent:** **** Jun. 26, 2012**

- (54) **TIRE FOR AUTOMOBILE**
- (75) Inventor: **Hirokazu Takano**, Kobe (JP)
- (73) Assignee: **Sumitomo Rubber Industries, Ltd.**,
Kobe (JP)
- (**) Term: **14 Years**
- (21) Appl. No.: **29/410,944**
- (22) Filed: **Jan. 13, 2012**
- (51) **LOC (9) Cl.** **12-15**
- (52) **U.S. Cl.** **D12/605**
- (58) **Field of Classification Search** D12/500-501,
D12/544, 579, 600-605; 152/523-524, DIG. 12,
152/555; D7/588, 396.4-396.5
See application file for complete search history.

(56) **References Cited**

U.S. PATENT DOCUMENTS

D449,576 S	*	10/2001	Kajikawa	D12/605
D450,034 S	*	11/2001	Kajikawa	D12/605
D452,203 S	*	12/2001	Kajikawa	D12/605
D504,867 S	*	5/2005	Maxwell et al.	D12/605
D540,740 S	*	4/2007	Maxwell et al.	D12/605
D550,149 S	*	9/2007	Shondel	D12/605
D588,532 S	*	3/2009	Shondel	D12/605
D602,427 S	*	10/2009	Takahashi	D12/605
D606,016 S	*	12/2009	Scheifele	D12/605
D610,980 S	*	3/2010	Shondel	D12/605
D640,187 S	*	6/2011	Fontaine et al.	D12/605

* cited by examiner

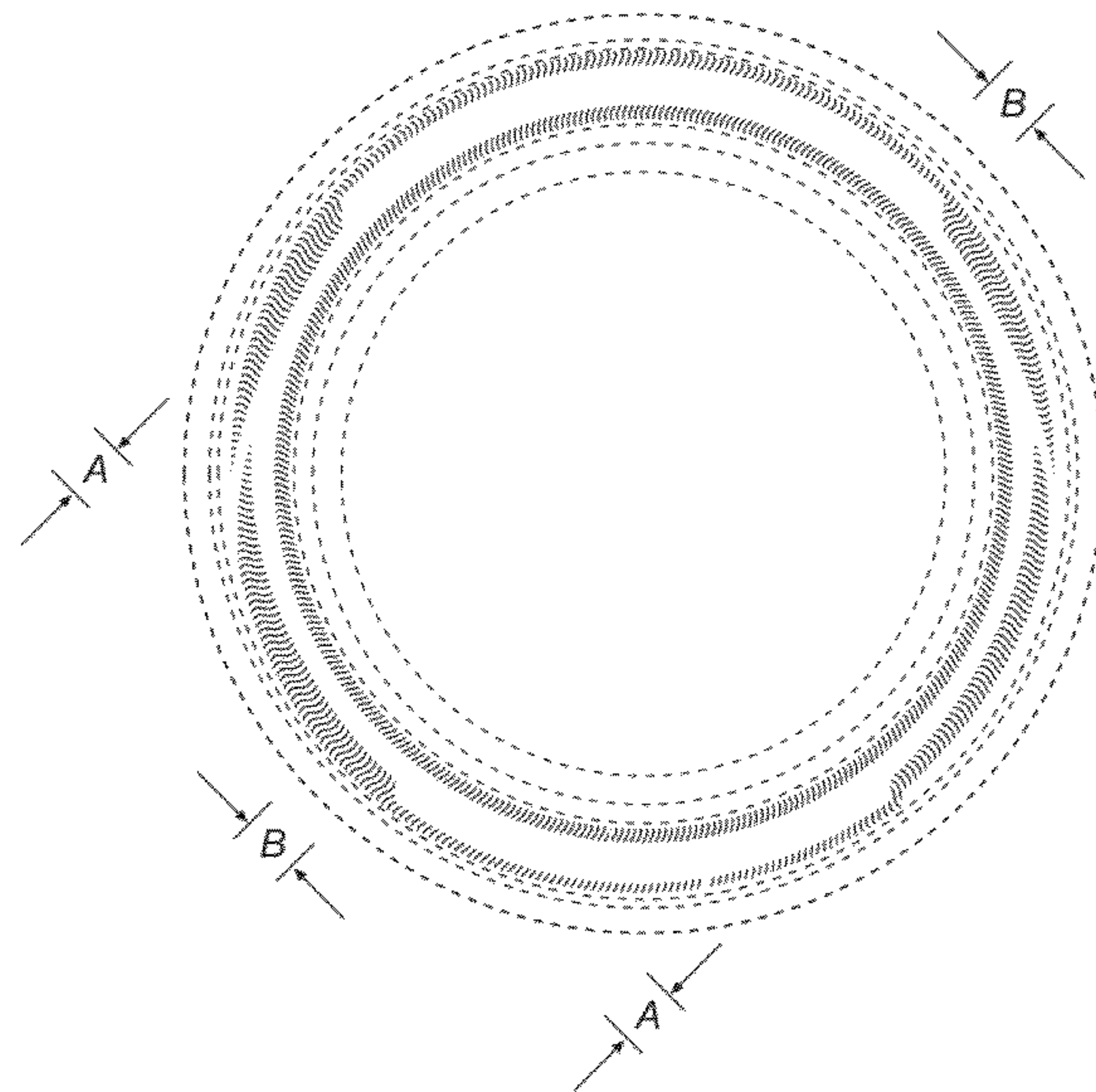
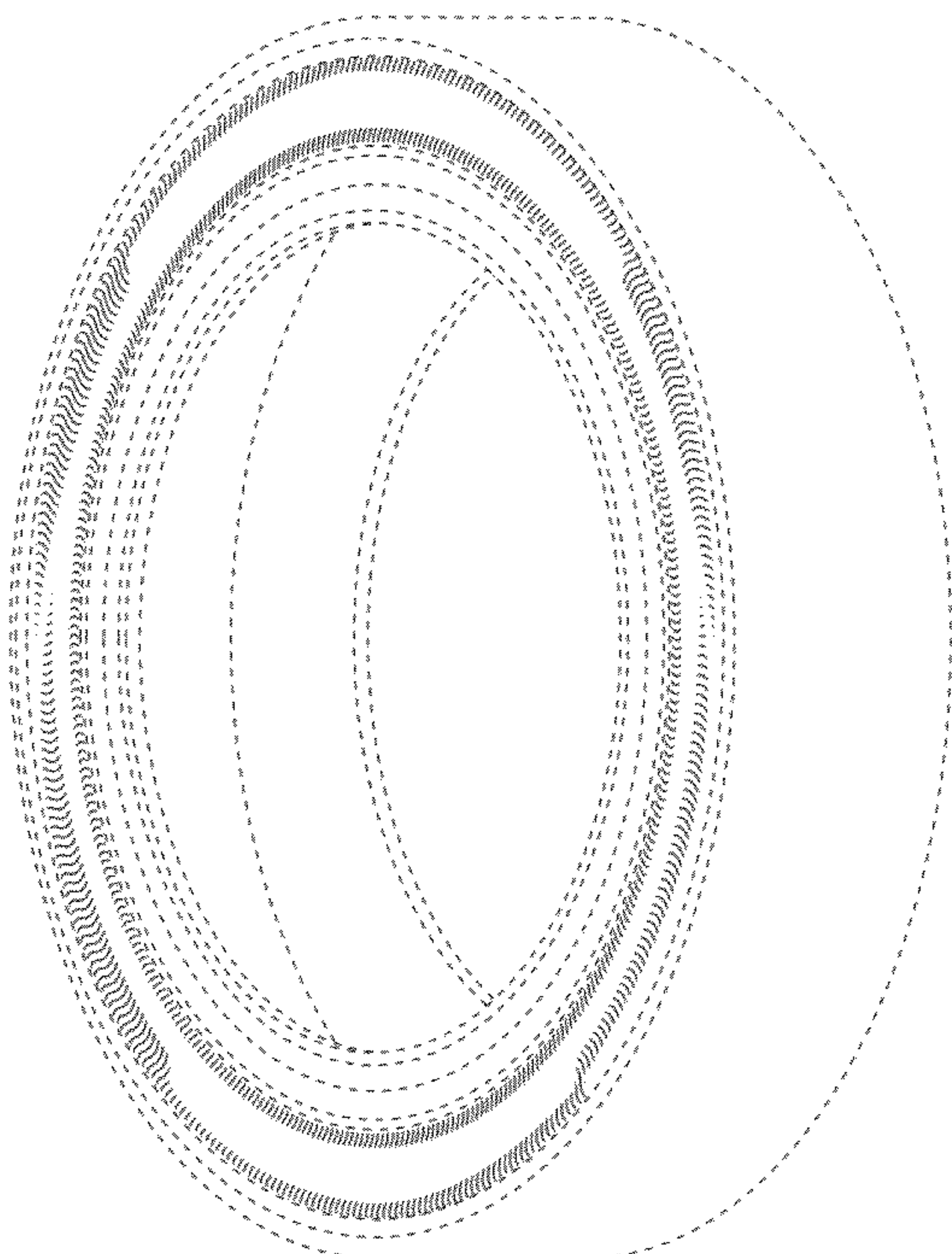
Primary Examiner — Stacia Cadmus
(74) *Attorney, Agent, or Firm* — Birch, Stewart, Kolasch & Birch, LLP

(57) **CLAIM**
The ornamental design for a tire for automobile, as shown and described.

DESCRIPTION

FIG. 1 is a front view of a tire for automobile showing my new design;
 FIG. 2 is a right side view of FIG. 1;
 FIG. 3 is a rear view of FIG. 1;
 FIG. 4 is a left perspective view of FIG. 1;
 FIG. 5 is a left side view of FIG. 1;
 FIG. 6 is a detail view of the portion defined by A-A and B-B in FIG. 5;
 FIG. 7 is a cross-sectional detail view of the portion C in section D-D of FIG. 6; and,
 FIG. 8 is a cross-sectional detail view of the portion C in section E-E of FIG. 6.
 The top view and the bottom view are the same as the front view.
 The portions of the drawings shown in broken lines are for environmental purposes only and form no part of the claimed design.

1 Claim, 8 Drawing Sheets






FIG. 1

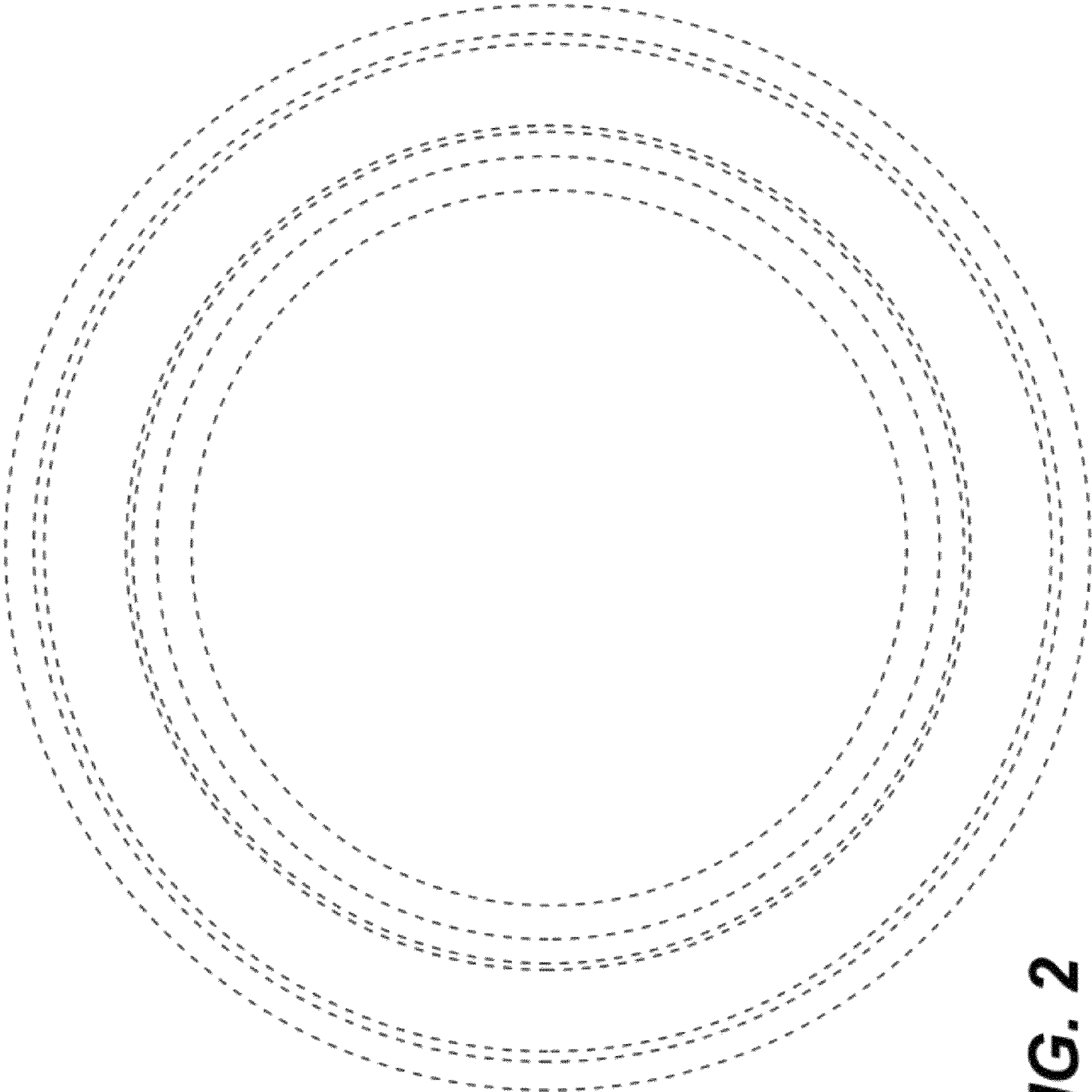


FIG. 2




FIG. 3




FIG. 4

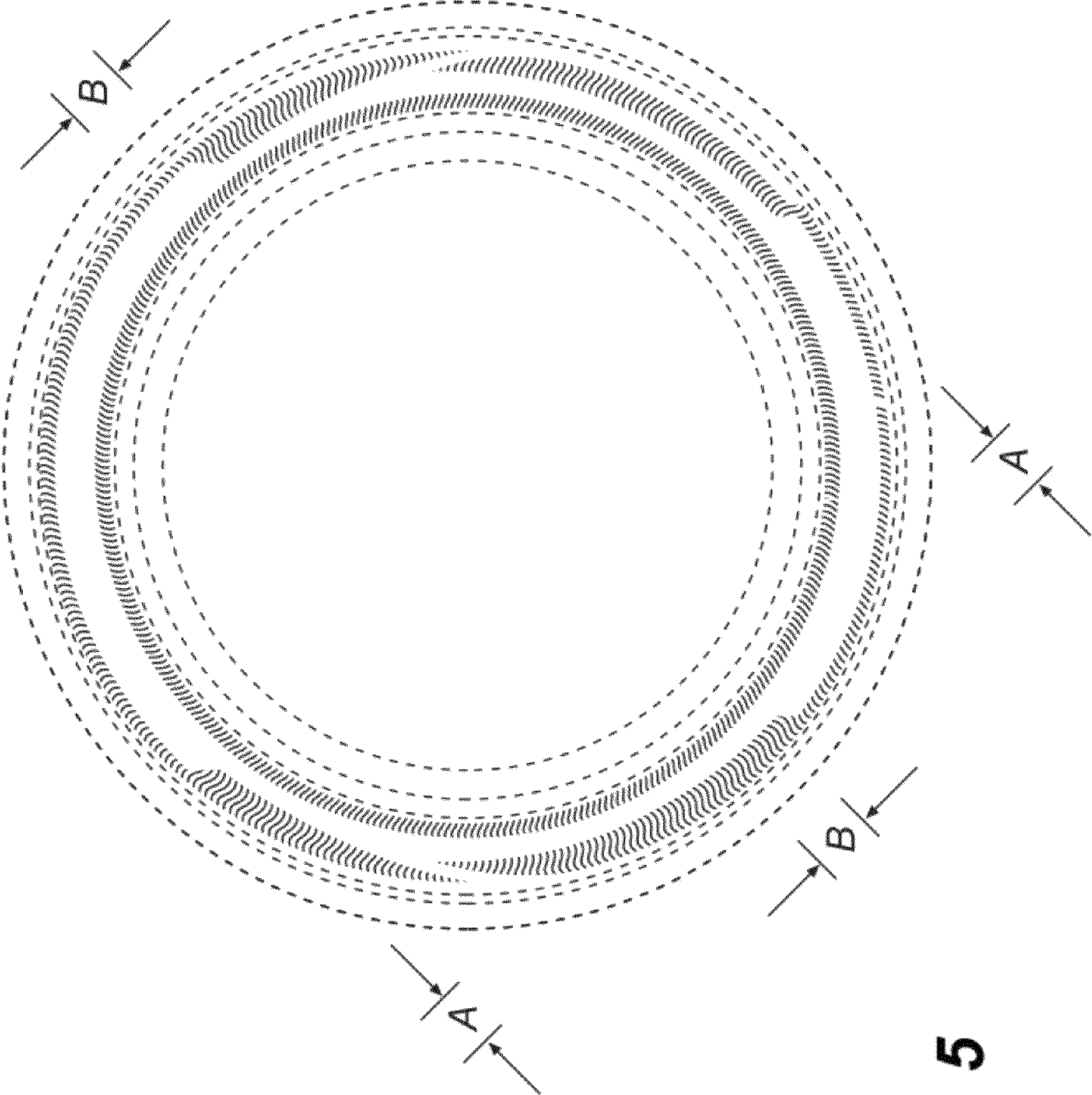


FIG. 5

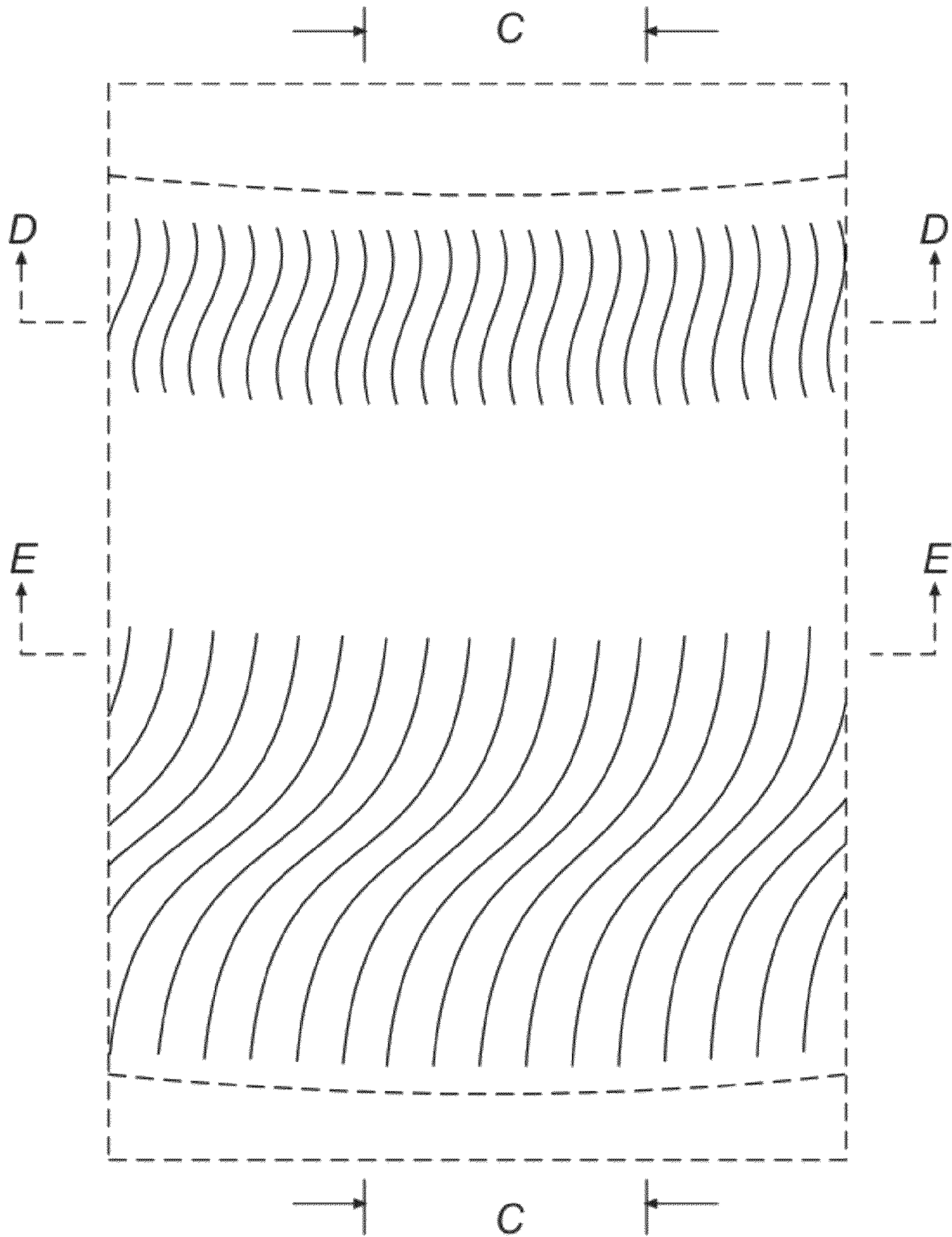


FIG. 6

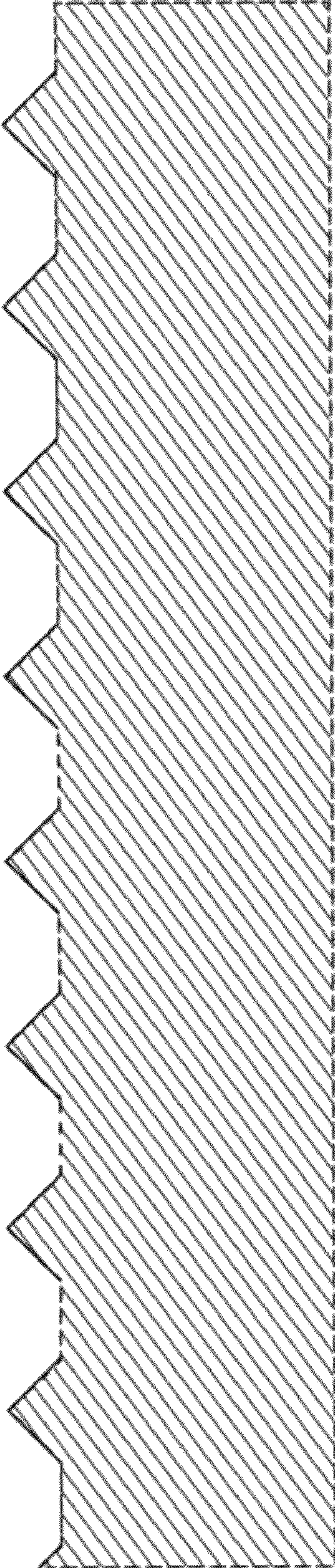


FIG. 7

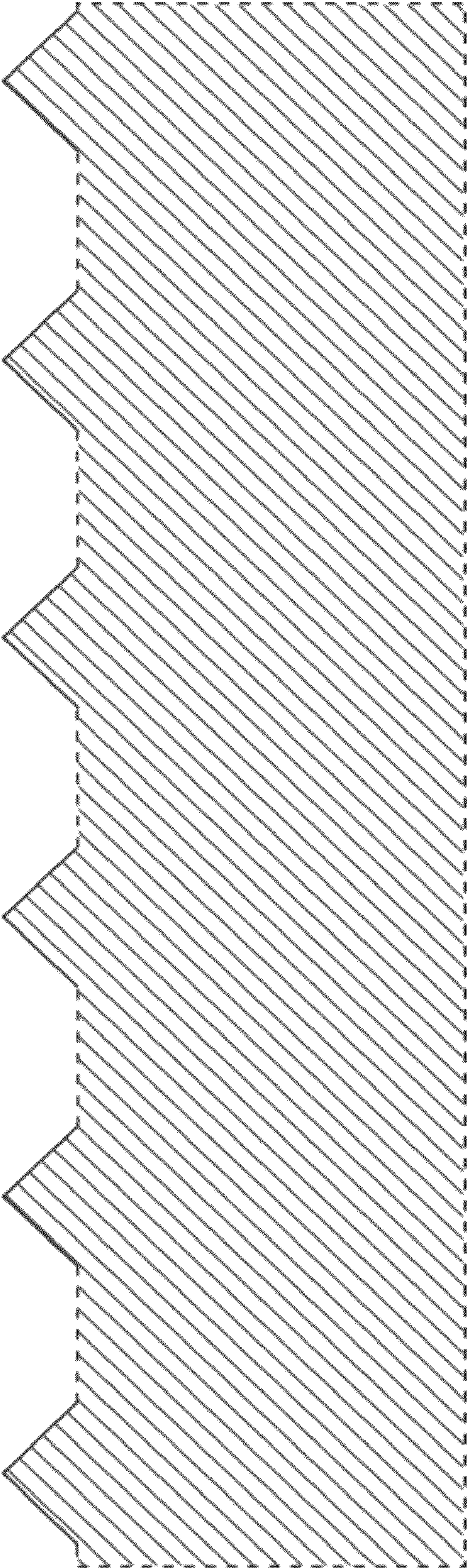


FIG. 8