

US00D662464S

(12) **United States Design Patent**  
**Dixon et al.**

(10) **Patent No.:** **US D662,464 S**  
(45) **Date of Patent:** **\*\* Jun. 26, 2012**

(54) **TIRE**  
(75) Inventors: **Max Harold Dixon**, Kent, OH (US);  
**Paul Bryan Maxwell**, Kent, OH (US);  
**Daniel Glenn Oberlin**, Marshallville,  
OH (US); **Joseph Thomas Janesh**,  
Tallmadge, OH (US); **Shannon Joseph**  
**Hughes**, Rootstown, OH (US); **Karl**  
**Eric Sundkvist**, Akron, OH (US);  
**Jonathan James Shondel**, Massillon,  
OH (US); **Mark Leonard Bonko**,  
Uniontown, OH (US)

D488,772 S 4/2004 Kunos et al. .... D12/602  
D498,208 S 11/2004 Cazin-Bourguignon  
et al. .... D12/600  
D504,657 S 5/2005 Allen et al. .... D12/579  
D512,370 S \* 12/2005 Pang ..... D12/579  
D516,012 S 2/2006 Miller et al. .... D12/579  
D516,013 S 2/2006 Miller et al. .... D12/579  
D516,999 S 3/2006 Miller et al. .... D12/579  
D517,000 S 3/2006 Allen et al. .... D12/579  
D520,939 S 5/2006 Allen et al. .... D12/600  
D548,173 S 8/2007 Herbeuval et al. .... D12/579  
D551,161 S 9/2007 Beaubras et al. .... D12/602

(Continued)

(73) Assignee: **The Goodyear Tire & Rubber**  
**Company**, Akron, OH (US)

*Primary Examiner* — Stacia Cadmus

(74) *Attorney, Agent, or Firm* — Richard B. O’Planick

(\*\*) Term: **14 Years**

(57) **CLAIM**

The ornamental design for a tire, as shown and described.

(21) Appl. No.: **29/400,656**

**DESCRIPTION**

(22) Filed: **Aug. 31, 2011**

(51) **LOC (9) Cl.** ..... **12-15**

(52) **U.S. Cl.** ..... **D12/602; D12/579**

(58) **Field of Classification Search** ..... D12/544,  
D12/564, 566, 559, 560, 568–603, 900–901;  
152/209.1–209.9, 209.11–209.19, 209.21–209.28,  
152/455

See application file for complete search history.

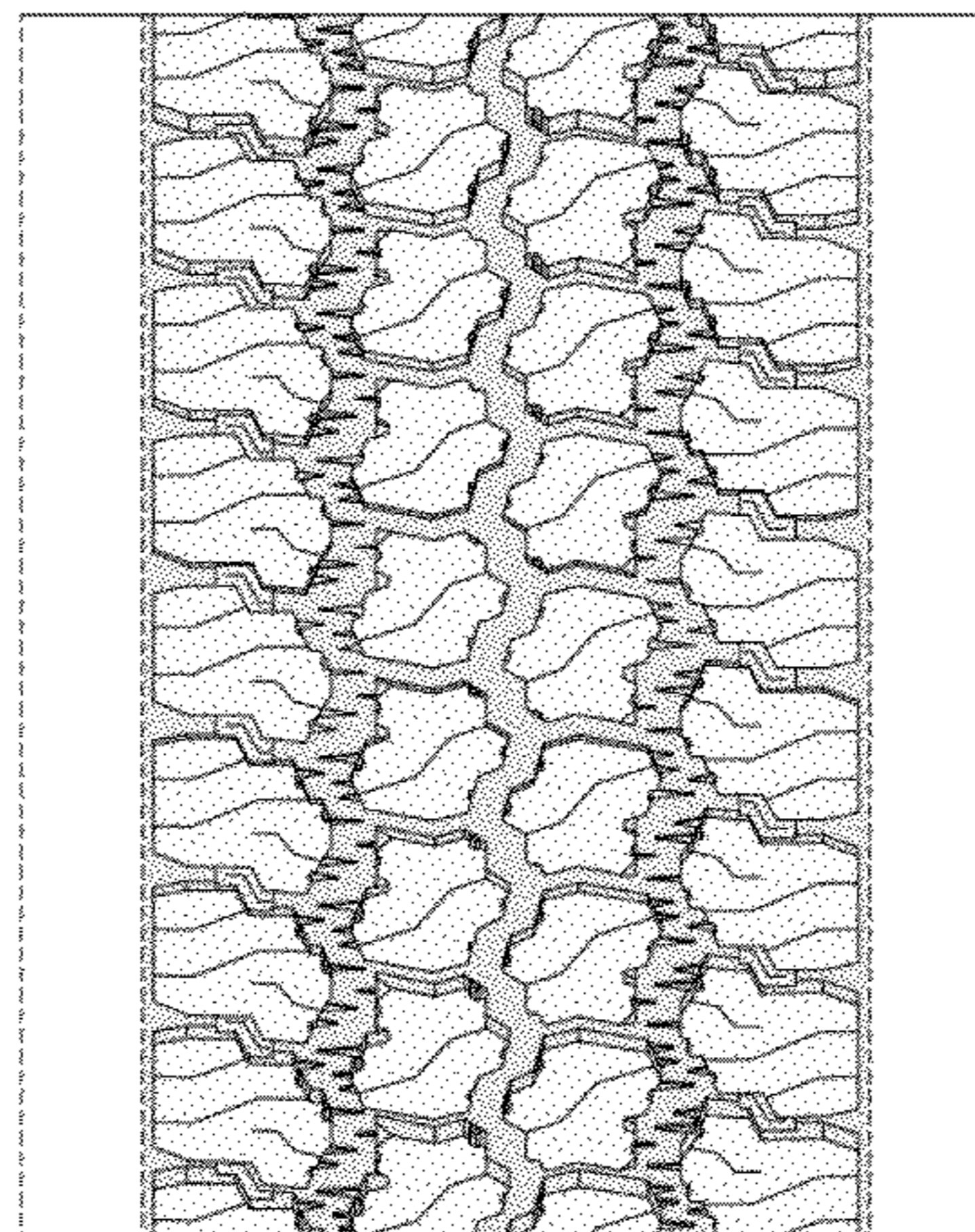
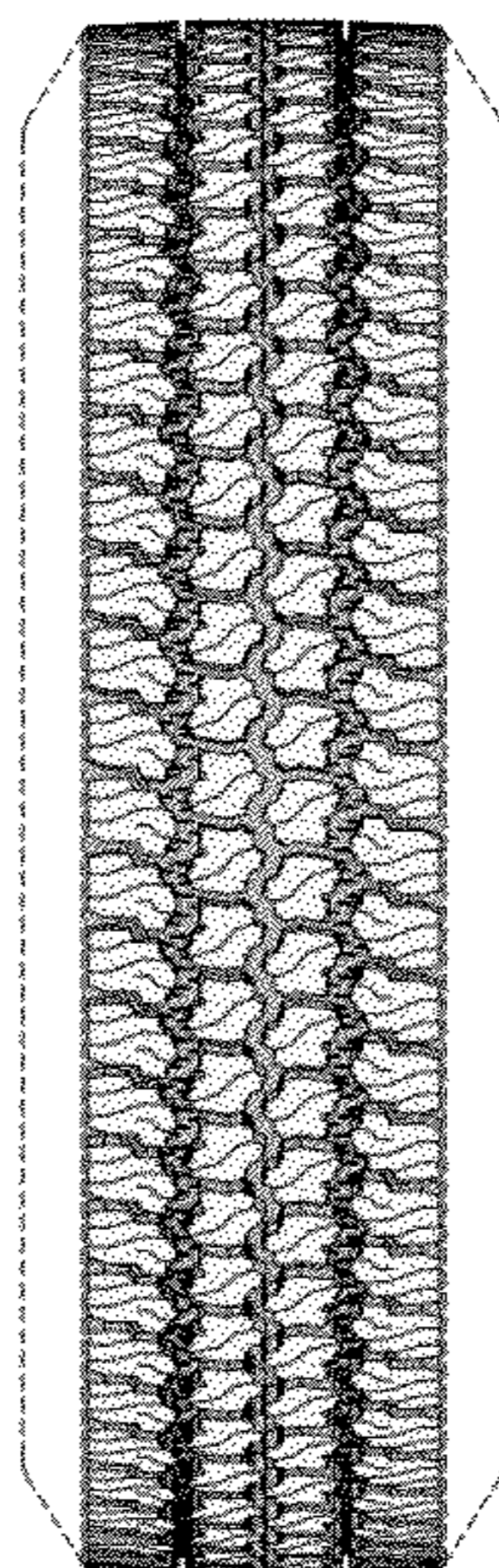
FIG. 1 is a perspective view of a tire showing our new design, it being understood that the pattern repeats uniformly throughout the circumference of the tread;  
FIG. 2 is a front elevational view thereof;  
FIG. 3 is a right side elevational view thereof; the opposite side elevational view being identical thereto;  
FIG. 4 is an enlarged fragmentary front elevational view thereof;  
FIG. 5 is a perspective view of a second embodiment of a tire showing our new design, it being understood that the pattern repeats uniformly throughout the circumference of the tread and that the opposite side view is identical thereto; and,  
FIG. 6 is a front elevational view of a second embodiment, it being understood that an enlarged fragmentary view thereof would be substantially identical to that shown in FIG. 4, with the exception of the inclusion of the sidewall in solid lines.  
In the drawings, the broken lines showing of the sidewall, inner bead and the peripheral boundary between the tire tread and the sidewall in FIGS. 1 through 4 depict environmental subject matter and form no part of the claimed design.

(56) **References Cited**

U.S. PATENT DOCUMENTS

D325,013 S 3/1992 Vaughn-Lindner et al. . D12/147  
D334,361 S \* 3/1993 Croissant ..... D12/602  
D340,436 S \* 10/1993 Baus ..... D12/596  
D345,722 S \* 4/1994 Hitzky et al. .... D12/596  
D352,488 S \* 11/1994 Siramy ..... D12/602  
D429,479 S 8/2000 Fierro et al. .... D12/147  
D444,106 S \* 6/2001 Allison et al. .... D12/579  
D444,743 S \* 7/2001 Labbe et al. .... D12/596  
D447,447 S \* 9/2001 Guspodin et al. .... D12/579  
D455,117 S \* 4/2002 Guspodin et al. .... D12/579  
D478,864 S \* 8/2003 Hiroko ..... D12/602  
D483,720 S \* 12/2003 Pang et al. .... D12/602

**1 Claim, 6 Drawing Sheets**



# US D662,464 S

Page 2

---

## U.S. PATENT DOCUMENTS

D556,124 S	11/2007	Thum et al. ....	D12/579	D604,227 S	11/2009	Bonko et al. ....	D12/579
D558,664 S	1/2008	Herbeuval et al. ....	D12/579	D606,928 S *	12/2009	Song .....	D12/579
D567,749 S *	4/2008	Brown et al. ....	D12/579	D624,008 S *	9/2010	Shan et al. ....	D12/579
D578,956 S	10/2008	Dixon et al. ....	D12/579	D641,684 S *	7/2011	Cerny .....	D12/579
D578,957 S	10/2008	Bonko et al. ....	D12/579	D642,509 S *	8/2011	Curtis et al. ....	D12/579
D591,225 S	4/2009	Ashton et al. ....	D12/600	D645,399 S *	9/2011	Kiwaki .....	D12/602
D591,226 S	4/2009	Shondel et al. ....	D12/600	D653,195 S *	1/2012	Sareen .....	D12/579
D595,641 S *	7/2009	Carter et al. ....	D12/579				

\* cited by examiner

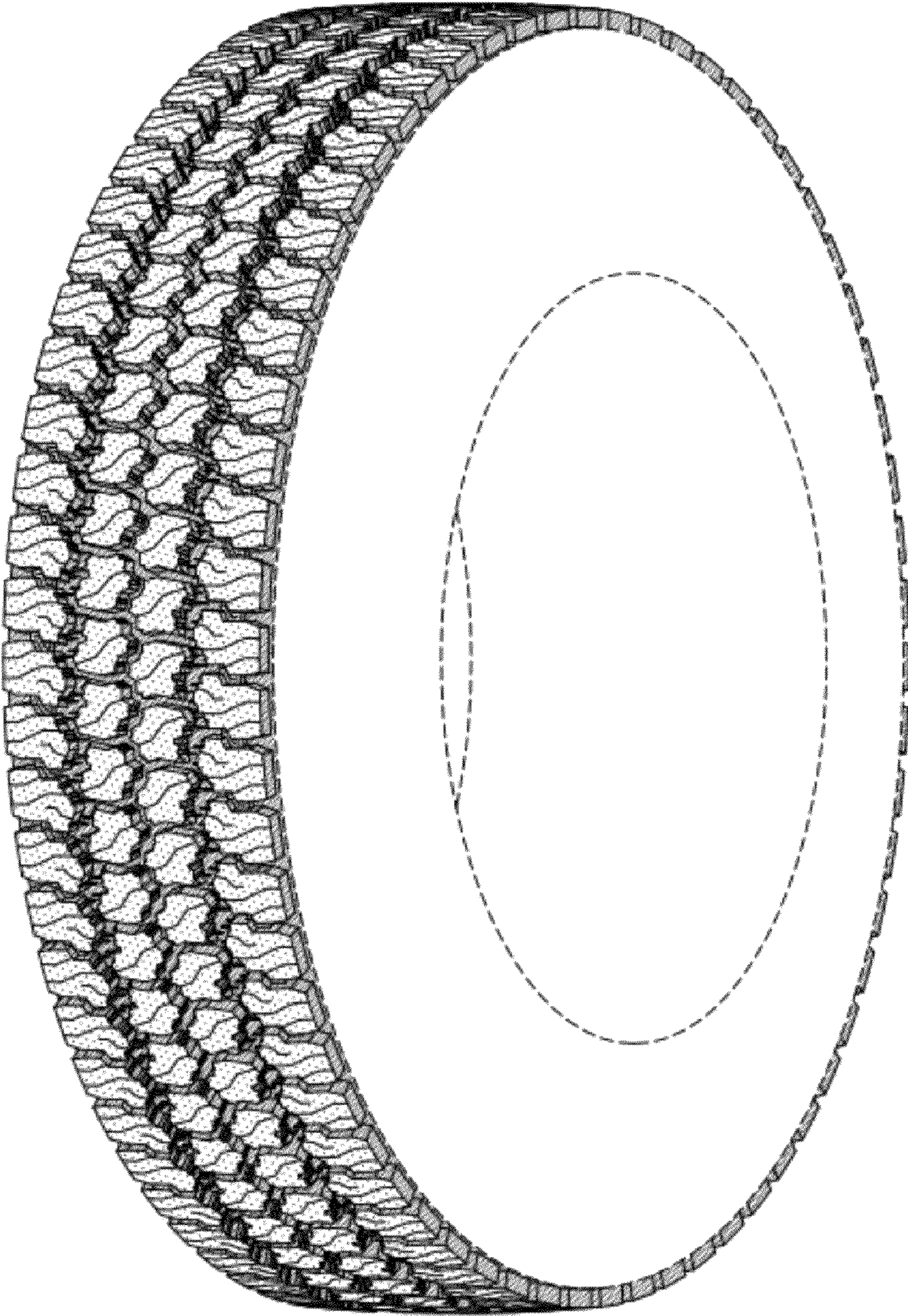


FIG-1




FIG-2

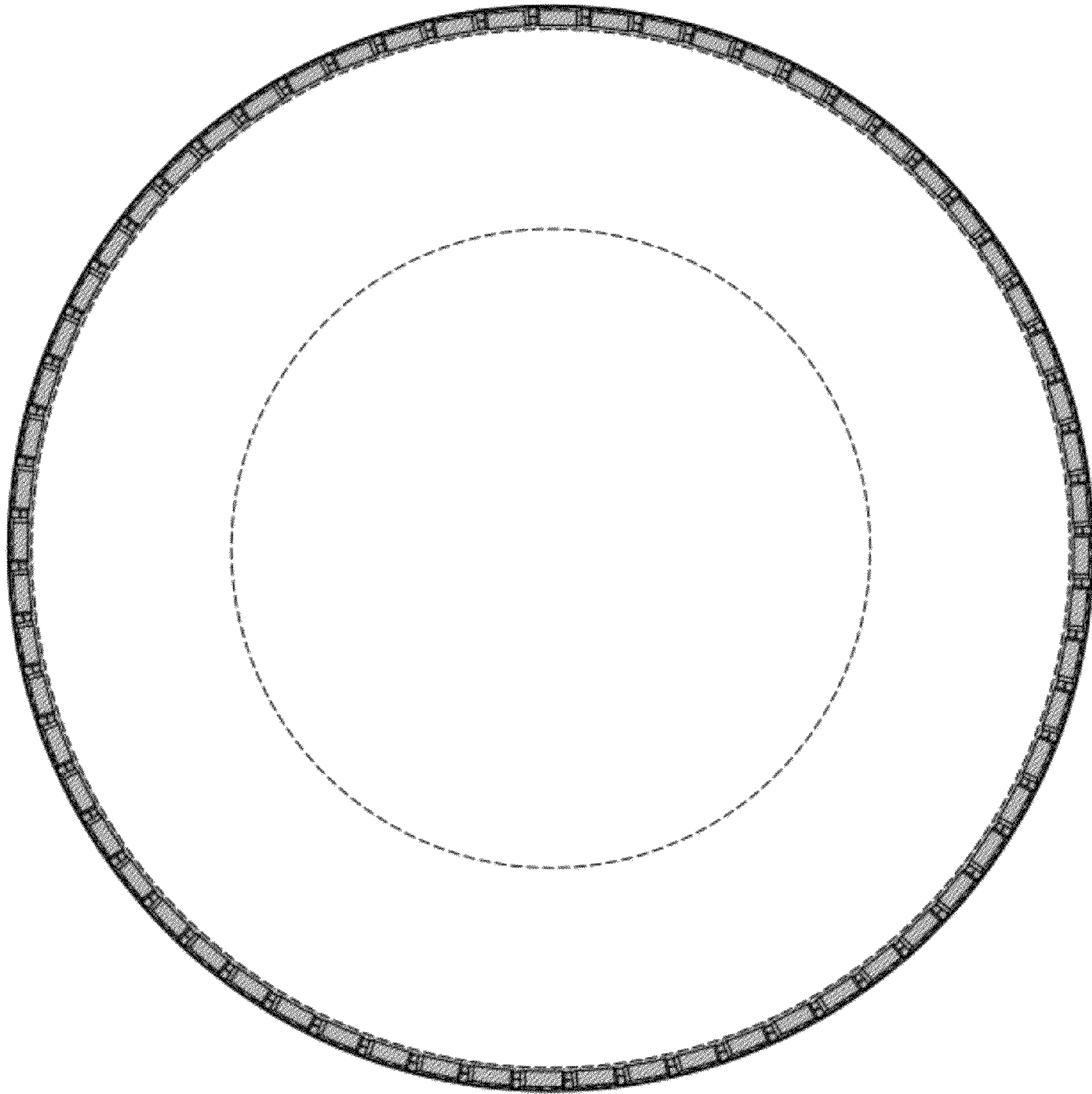


FIG-3

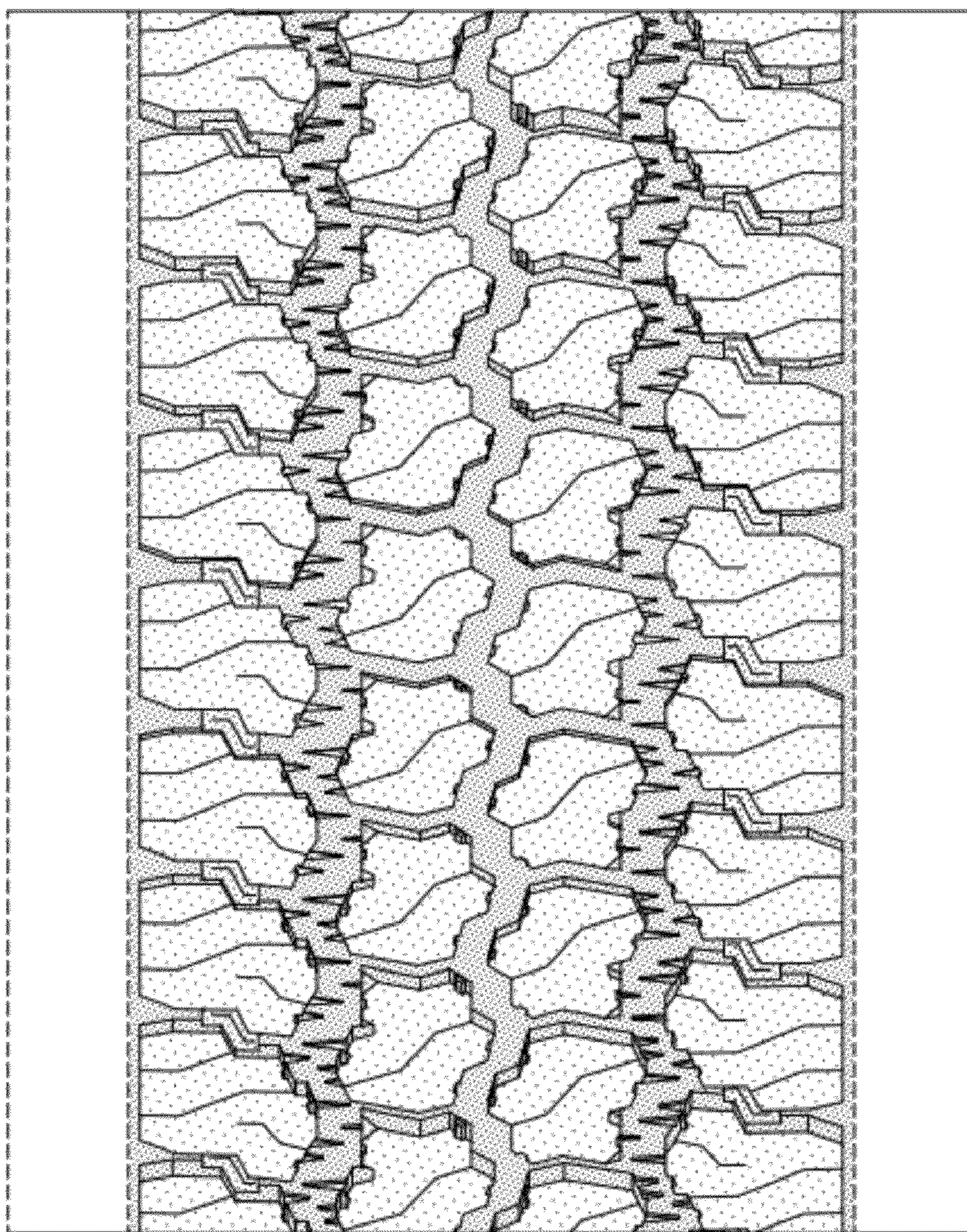


FIG-4



FIG-5




FIG-6