

US00D662456S

(12) **United States Design Patent**
Corsi et al.

(10) **Patent No.:** **US D662,456 S**
(45) **Date of Patent:** **** Jun. 26, 2012**

(54) **PNEUMATIC TIRE**

(75) Inventors: **Patrick Corsi**, Thuret (FR); **Jonathan Lejeune**, Chamalieres (FR)

(73) Assignees: **Societe de Technologie Michelin**, Clermont-Ferrand (FR); **Michelin Recherche et Technique S.A.**, Granges-Paccot (CH)

(**) Term: **14 Years**

(21) Appl. No.: **29/394,198**

(22) Filed: **Jun. 14, 2011**

(30) **Foreign Application Priority Data**

Dec. 14, 2010 (FR) 10 6291

(51) **LOC (9) Cl.** **12-15**

(52) **U.S. Cl.** **D12/588**

(58) **Field of Classification Search** D12/568-603,
D12/900-901, 551-555; 152/209.1-209.9,
152/209.11-209.19, 209.21-209.28, 455
See application file for complete search history.

(56) **References Cited**

U.S. PATENT DOCUMENTS

D230,533 S	2/1974	Wolford	
D275,747 S	10/1984	Motomura et al.	
D304,557 S	11/1989	Ochiai	
D304,558 S	11/1989	Fukumoto	
D304,559 S	11/1989	Yamada	
D315,124 S	3/1991	Baus	
D316,065 S	4/1991	Tsuda et al.	
D316,239 S *	4/1991	Tsuda et al. D12/588
D334,362 S	3/1993	Stone et al.	
D338,179 S	8/1993	Miller et al.	
D371,756 S	7/1996	Kishi et al.	

D380,995 S *	7/1997	Grosskopf D12/588
D385,234 S	10/1997	Young	
D414,446 S *	9/1999	Kemp, Jr. D12/588
D414,725 S *	10/1999	Kemp, Jr. D12/588
D464,614 S *	10/2002	Irimiya D12/588
D609,169 S	2/2010	Feider	
D615,481 S	5/2010	Gommez	
D616,356 S *	5/2010	Ohara D12/588
D617,262 S	6/2010	Tobino	
D637,143 S *	5/2011	Ohara D12/588
D647,035 S *	10/2011	Brown et al. D12/588
D647,040 S *	10/2011	Mathonet et al. D12/588
D647,466 S *	10/2011	Martin D12/588
D647,467 S *	10/2011	Bonhomme et al. D12/588
D648,265 S *	11/2011	Kim et al. D12/589

* cited by examiner

Primary Examiner — Stacia Cadmus

(74) *Attorney, Agent, or Firm* — Buchanan Ingersoll & Rooney PC

(57) **CLAIM**

The ornamental design for a pneumatic tire, as shown and described.

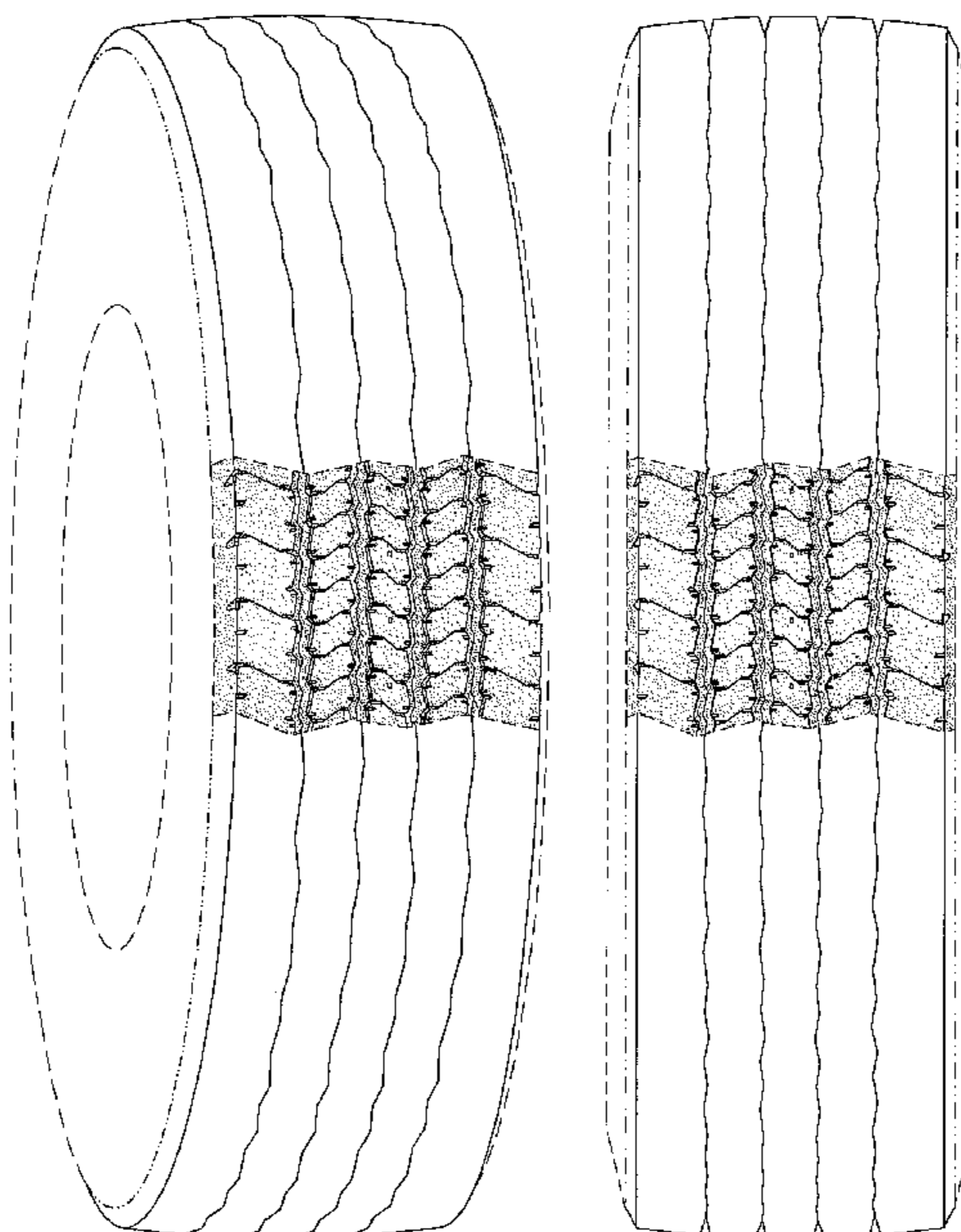
DESCRIPTION

FIG. 1 is a perspective view of a pneumatic tire. FIG. 2 is a front elevational view thereof; and, FIG. 3 is a right side elevational view, the left side being a mirror image thereof.

In the drawings, the broken lines defining the sidewall, inner bead and the unclaimed sidewall depict environmental subject matter that forms no part of the claimed design. The dash-dot lines represent the peripheral boundary between the claimed tire tread and unclaimed sidewall.

The tread pattern is understood to repeat uniformly throughout the circumference of the tire, as shown schematically in solid lines.

1 Claim, 3 Drawing Sheets



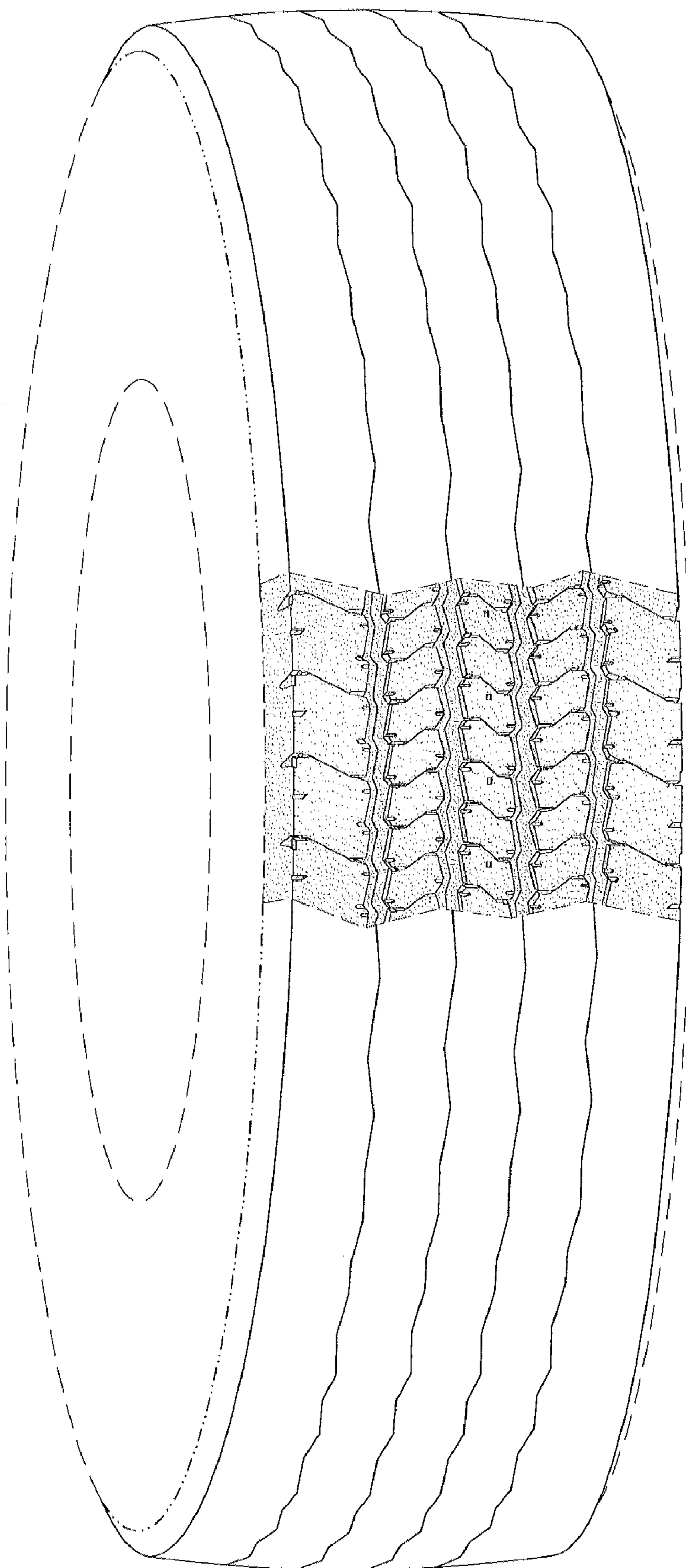


FIG. 1

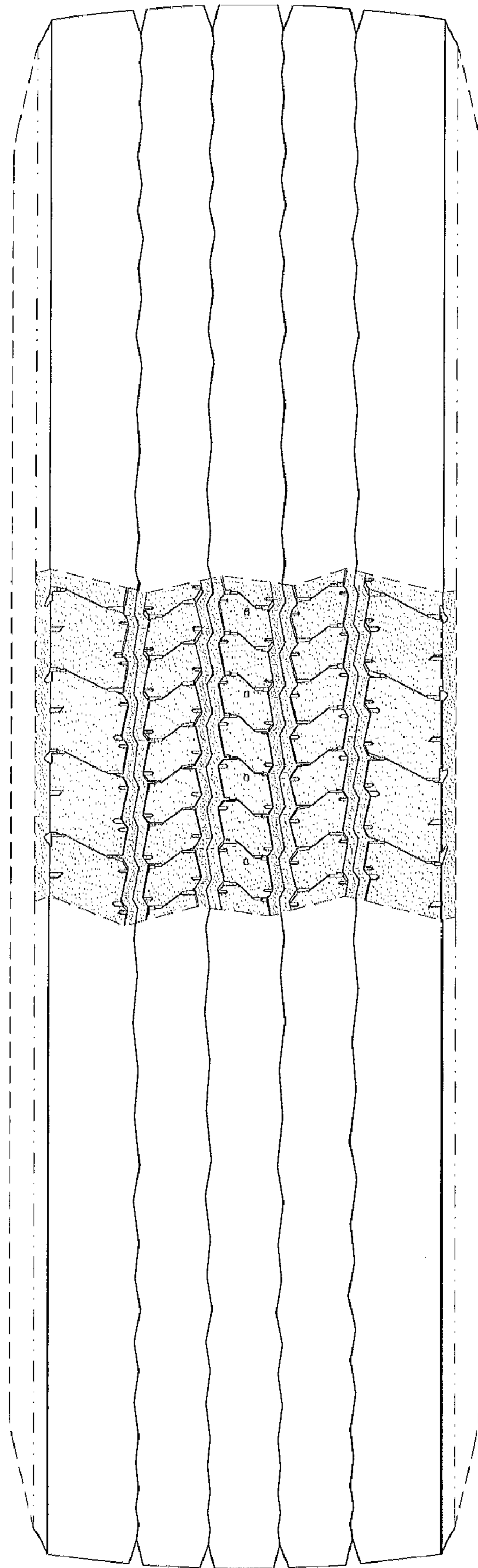


FIG. 2

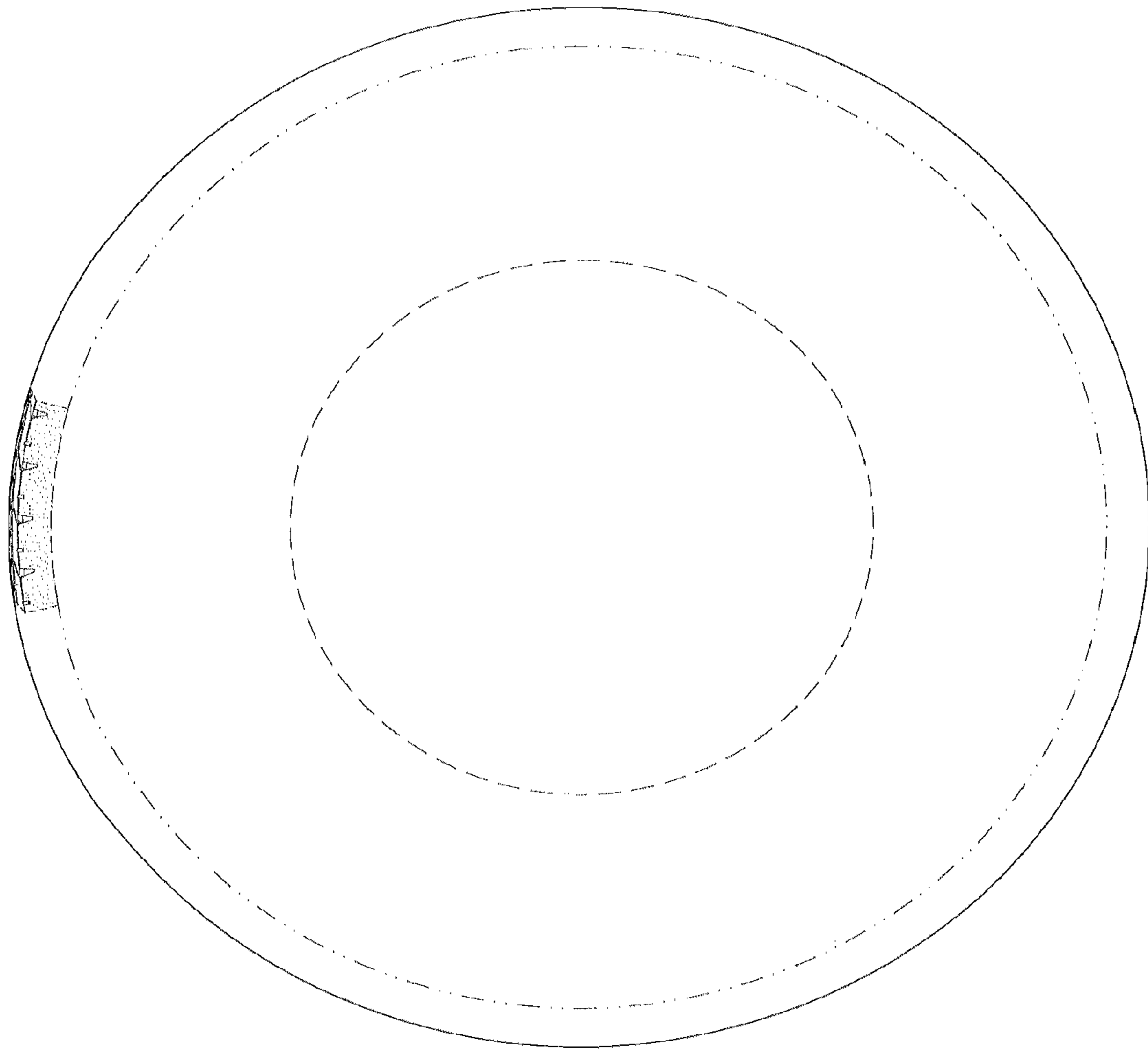


FIG. 3